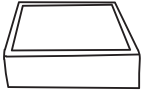


# ALBANY PARK

A COZY HOME BEGINS HERE



Kova Assembly Instructions



(A)



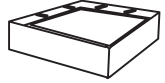
(B)



(C)



(D)



(E)



(F)



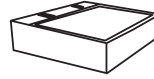
(G)



(H)



(I)





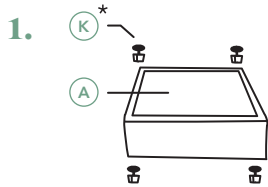
(J)



(K)


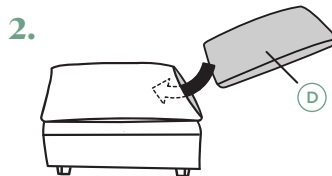
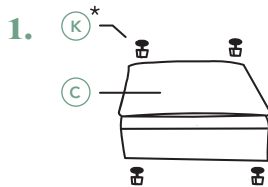
## Ottoman

(A) x 1 (B) x 1 (K) x 4



## Storage Ottoman


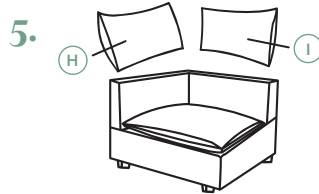
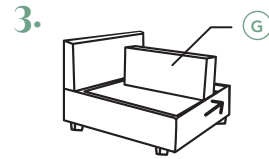
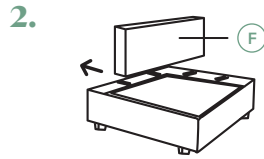
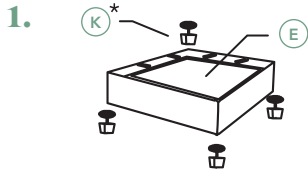
(C) x 1 (D) x 1 (K) x 4



\* When installing the feet, do not rotate more than 1/4 turn past hand tight.

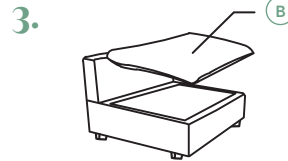

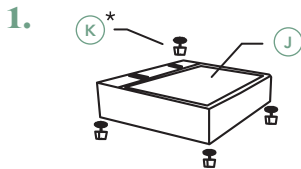
## Corner

(B) x 1 (E) x 1 (F) x 1 (G) x 1 (H) x 1 (I) x 1 (K) x 4



## Armless

(B) x 1 (F) x 1 (H) x 1 (J) x 1 (K) x 4



### FINAL STEP Connecting the modules

