

A helpful guide to designing for VOMax.*


VOMax logos: We like to get at least two logos on all of our jerseys, we require a minimum of one location. Common locations are shown below.



Sleeves: The bottom 3/4" of the sleeves get folded under and another 3/4" has elastic and stitching so keep graphics about two inches up from the bottom.

Right Sleeve

Left Sleeve




Remember that the sides of the sleeves will end up under the arm so be conscious of the width of your sleeve logo. About 6" wide is the upper end but it varies depending on the size range ordered.

The bottom of the jersey should be treated like the bottom of the sleeves. Give about two inches of space up from the bottom of the smallest size ordered to avoid having elastic and stitching go through important text and graphics.


Right side panel

Front

Left side panel



Rear



Pocket stitching: The location of the stitching that separates the pockets will vary depending on the size. They may go through your logo but the stitching is very fine and will not affect the readability of your text.


The area below the pocket will have elastic and stitching, keep important graphics on the pocket or above.

Made in USA
800-530-9740
vomax.com
Mens M Club



MACHINE WASH WARM
TUMBLE DRY LOW
DO NOT USE BLEACH
AVOID CONTACT WITH VELCRO
100% POLYESTER

Enlargement of the collar info



***Do not attempt to place graphics across seams from one panel to another. They will not line up.**

Sizes: We offer XS-4XL and we cut all sizes from one print so your important graphics should all fit within the smallest size ordered while the background extends out to the largest size ordered. We do not scale art for each size.

***SPECIFICS WILL VARY DEPENDING ON THE GARMENTS ORDERED.**