



## BZ

### SOLIDS: 80mm

The **BZ** series have shrouded channel impellers and wide pump casings, for pumping large volumes of sewage and waste which contains fibrous material, submerged debris and very large solids. Construction is in cast iron and they are fitted with high-performance, 4 pole motors, to give improved longevity and wear resistance. Available in three-phase only. They are supplied with a bare delivery flange; elbows (for free-standing use) and auto-coupling sets (for guide rail applications), are optional extras (see page 85).

When a Tsurumi sewage pump is being selected as a replacement for an existing Flygt pump installation, a guide hook adaptor is available as an optional extra (see page 85). This is suitable for use with all 3" and 4" sewage pumps and permits retro-fitting a Tsurumi to existing Flygt guide rail installations.

**Fluid:** Water | Sewage | Water with suspended material | Temperature: 0 - 40°C

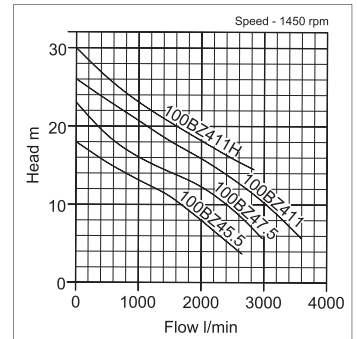
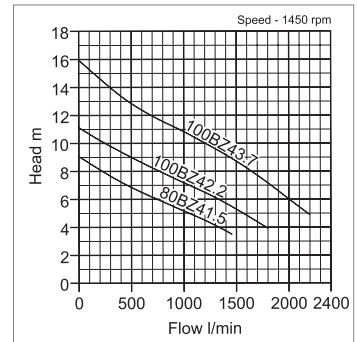
**Application:** Industry | Pumping stations | Sewage treatment | Food processing




BZ	Impeller	Shaft seal
	Single channel	Double mechanical

Pump	Lifting eyes	Bearing housing	Impeller	Shaft
	S/S 304	Grey cast iron	Grey cast iron	S/S 4202J2
	Shaft seal	Lubrication	Pump casing & stand	
	Silicon carbide	Oil	Grey cast iron	

Motor	Poles, protection	Insulation	Thermal protection	Starting
	4 pole, IP68	Class F	Integral	D.O.L.
	Starting (11kW)	Motor casing	Power cable (10mtr)	
	Star-delta	Grey cast iron	Rubber	



**80BZ41.5**  
**free-standing**  
**(elbow is an optional extra)**



**Flygt guide**  
**hook adaptor**  
**(optional extra)**

item code	model	bore (mm)	kW	volt	flow (l/min)	head (mtrs)	free passage (mm)	w x l x h (mm) *inc elbow	dry weight (kgs)	optional item 1 (elbow)	optional item 2 (auto-coupling)
10-10-1169	80BZ41.5	80	1.5	400	1450	9	80	273x523x631	78	BEND 80	TOS3-80-80
10-10-1207	100BZ42.2	100	2.2	400	1800	11	80	273x551x631	80	BEND 80-100	TOS3-80-100
10-10-1082	100BZ43.7	100	3.7	400	2200	16	80	289x584x681	100	BEND 80-100	TOS3-80-100
10-10-1004	100BZ45.5	100	5.5	400	2650	18	80	421x716x925	175	BEND 100-100	TOS3-100-100
10-10-1187	100BZ47.5	100	7.5	400	2950	23	80	421x716x946	194	BEND 100-100	TOS3-100-100
10-10-1254	100BZ411H	100	11	400	2850	30	80	431x727x1023	219	BEND 100-100	TOS3-100-100
10-10-1032	100BZ411	100	11	400	3600	27	80	431x727x1023	219	BEND 100-100	TOS3-100-100