

TDS • DRYMAX-T

CENTRIFUGAL - SEMI-TRASH



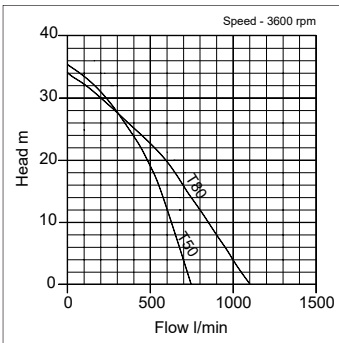
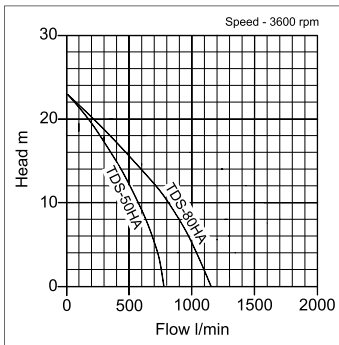
TDS are self-priming, centrifugal semi-trash pumps, with tool access pump casing, manufactured by Tsurumi and powered by Honda 4-stroke, recoil start, petrol engines. They have the Oil Alert engine protection system fitted to prevent damage from inadequate lubrication during use with low oil, or while at an angle. All models have easy-carry frames, rubber feet (for engine noise and vibration absorption) and elongated bolts for pump chamber access. Capable of pumping clean and dirty water, with suspended solids, they are good for site drainage, land drainage, liquid waste removal, sewage and flood defence.

DryMax-T are self-priming, centrifugal semi-trash pumps powered by electric start Hatz (1B) or Kohler (KD15) diesel engines and fitted on to 2-wheel site trolleys. Capable of pumping clean and dirty water, with suspended solids, they are good for site drainage, land drainage, liquid waste removal, sewage and flood defence.

Operating conditions: Maximum recommended suction lift: 6 mtrs | Oil alert engine protection (petrol)

Fluid: Clean water | Dirty water | Water with solids

Application: Hire fleets | Construction | Drainage | Waste removal | Submerged litter




TDS	Type	Fuel	Starting
	Centrifugal	Petrol	Recoil

DryMax-T	Type	Fuel	Starting
	Centrifugal	Diesel	Electric

Pump	Inlet & outlet (TDS)		Inlet & outlet (DryMax-T)	
	Cast aluminium		Malleable iron	
	Pump body	Volute	Impeller	Mechanical seal
	Cast aluminium	Grey cast iron	Grey cast iron	Silicon carbide

Handling & Hose fittings	Frame	Included fittings
	Tubular steel	hose couplings, sealing washers, hose clips & strainer



TDS-50HA



DryMax-T (Kohler)

item code	model	inlet (mm)	outlet (mm)	engine	fuel	HP	oil alert	flow (l/min)	head (mtrs)	solids (mm)	w x l x h (mm)	dry weight (kgs)
18-20-1019	TDS-50HA	50	50	GX120	petrol	4	yes	780	23	20	345x470x420	24
18-20-1005	TDS-80HA	75	75	GX160	petrol	5.5	yes	1150	23	20	370x525x420	27
14-20-1003	DryMax-T50/HE	50	50	1B20	diesel	5	no	700	30	25	600x900x680	68
14-20-1002	DryMax-T80/HE	75	75	1B30	diesel	7	no	1100	34	32	600x900x680	92
14-20-1004	DryMax-T80/KE	75	75	KD15-350	diesel	6.8	no	1100	34	32	600x900x680	89