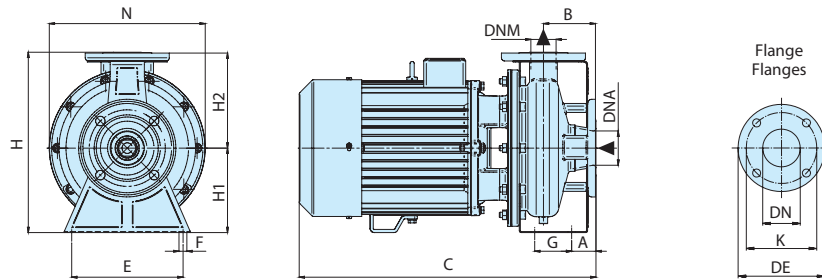
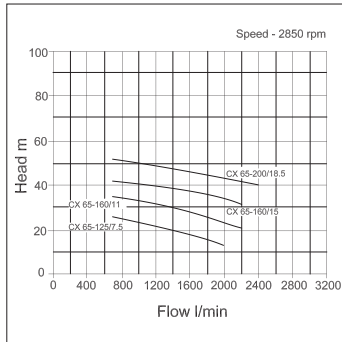


SURFACE CENTRIFUGAL

CX 65

STANDARDISED - STAINLESS STEEL



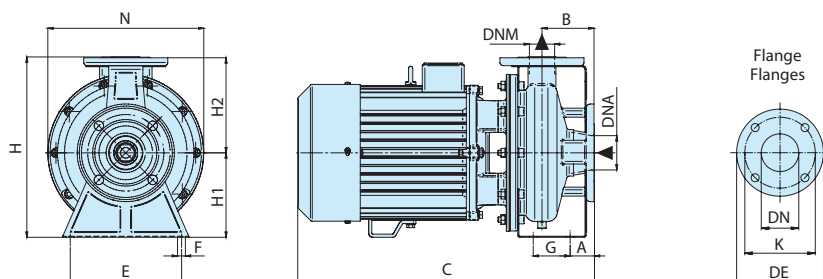
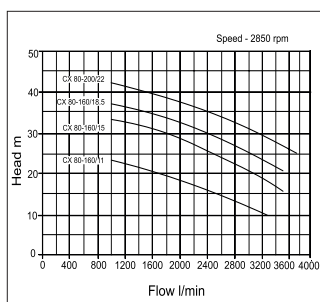
DIMENSIONS (mm)				
DN	DE	K	HOLES	
			QTY	Ø
65	185	145	4	18
80	200	160	8	18

item code	model (3PH 230v-400v)	output (kW)	flow (l/min)	head (mtrs)	DNM	DNA	A	B	C	E	F	G	H	H1	H2	N	weight (kgs)
19-15-1152	CX65-125/7.5	7.5	2000	27	65	80	53	100	570	212	15	95	350	160	180	283	64
19-15-1155	CX65-160/11	11	2200	35	65	80	53	100	714	212	15	95	410	160	200	315	103
19-15-1093	CX65-160/15	15	2200	42	65	80	53	100	714	212	15	95	410	160	200	315	113
19-15-1004	CX65-200/18.5	18.5	2400	53	65	80	53	100	760	250	15	95	430	180	225	333	130

PREMIUM EFFICIENCY MOTORS (IE3) AVAILABLE FOR ALL MODELS (P.O.A.)

CX 80

STANDARDISED - STAINLESS STEEL



DIMENSIONS (mm)				
DN	DE	K	HOLES	
			QTY	Ø
80	200	160	8	18
100	225	180	8	18

item code	model (3PH 230v-400v)	output (kW)	flow (l/min)	head (mtrs)	DNM	DNA	A	B	C	E	F	G	H	H1	H2	N	weight (kgs)
19-15-1196	CX80-160/11	11	3250	26	80	100	78	125	743	250	15	95	430	180	225	333	105
19-15-1128	CX80-160/15	15	3500	34	80	100	78	125	743	250	15	95	430	180	225	333	114
19-15-1081	CX80-160/18.5	18.5	3500	37	80	100	78	125	790	250	15	95	430	180	225	333	126
19-15-1069	CX80-200/22	22.5	3750	41	80	100	78	125	830	280	15	95	445	180	250	360	188

PREMIUM EFFICIENCY MOTORS (IE3) AVAILABLE FOR ALL MODELS (P.O.A.)