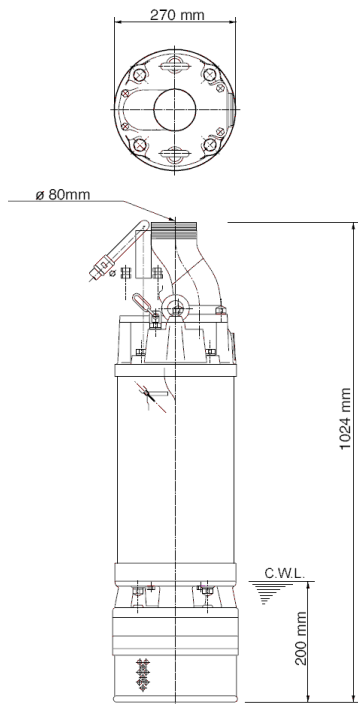
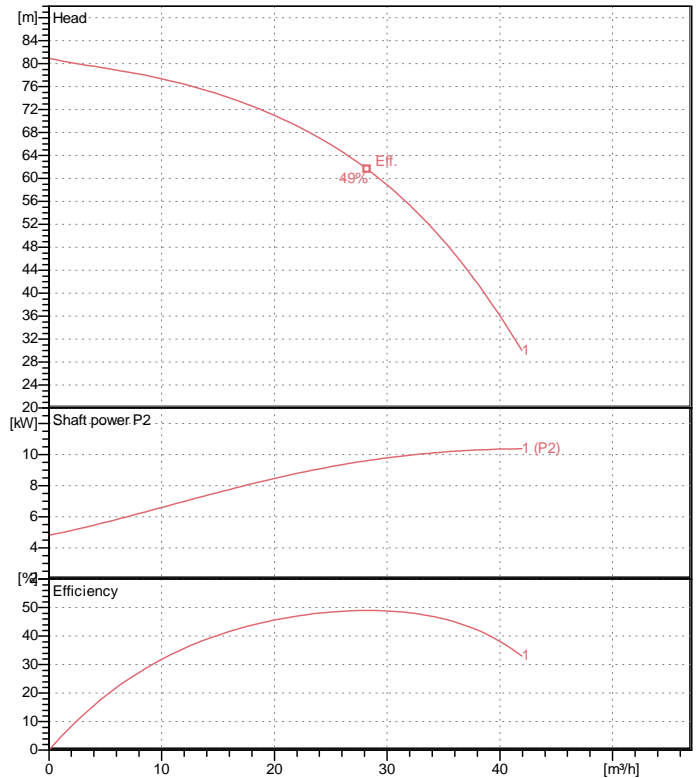


Data sheet LH311W-50



LH311W-50

CWL: Continuous running water level



Specification

Electric submersible pump
 Degree of protection IP 68
 Depth of submersion max. 30 m
 Type of impeller Closed
 Max. solid handling 8.5 mm
 Suitable for:
 rain water, ground water, sand water

Electric motor

Dry-type submersible induction motor
 Insulation class B 2Poles 2890 1/min
 Starting mode Directly
 Rated voltage 400 V 50 Hz 3~
 Power uptake 13.91 kW
 Rated power 11.00 kW
 Rated current 22 A
 Start current 135.1 A

Cable

20m NSSHÖU 4Cx4mm²

Motor Protection

Circle thermal protector
 (snap-action bi-metal device)

Shaft seal

Double inside mechanical seal in oil bath
 additional lubrication by oil lifting device

Primary seal

Silicon carbide on silicon carbide

Secondary seal

Silicon carbide on carbon

Bearings

Shielded ball bearings, maintenance-free

Materials

Impeller (2x)	Chromium Iron HiCrFC
Upper Pump casing	FC200 (EN-GJL-200)
Lower Pump casing	FC200 (EN-GJL-200)
Motor Frame	FC200 (EN-GJL-200)
Shaft	SUS420J2 (EN-X30Cr13)

Discharge size

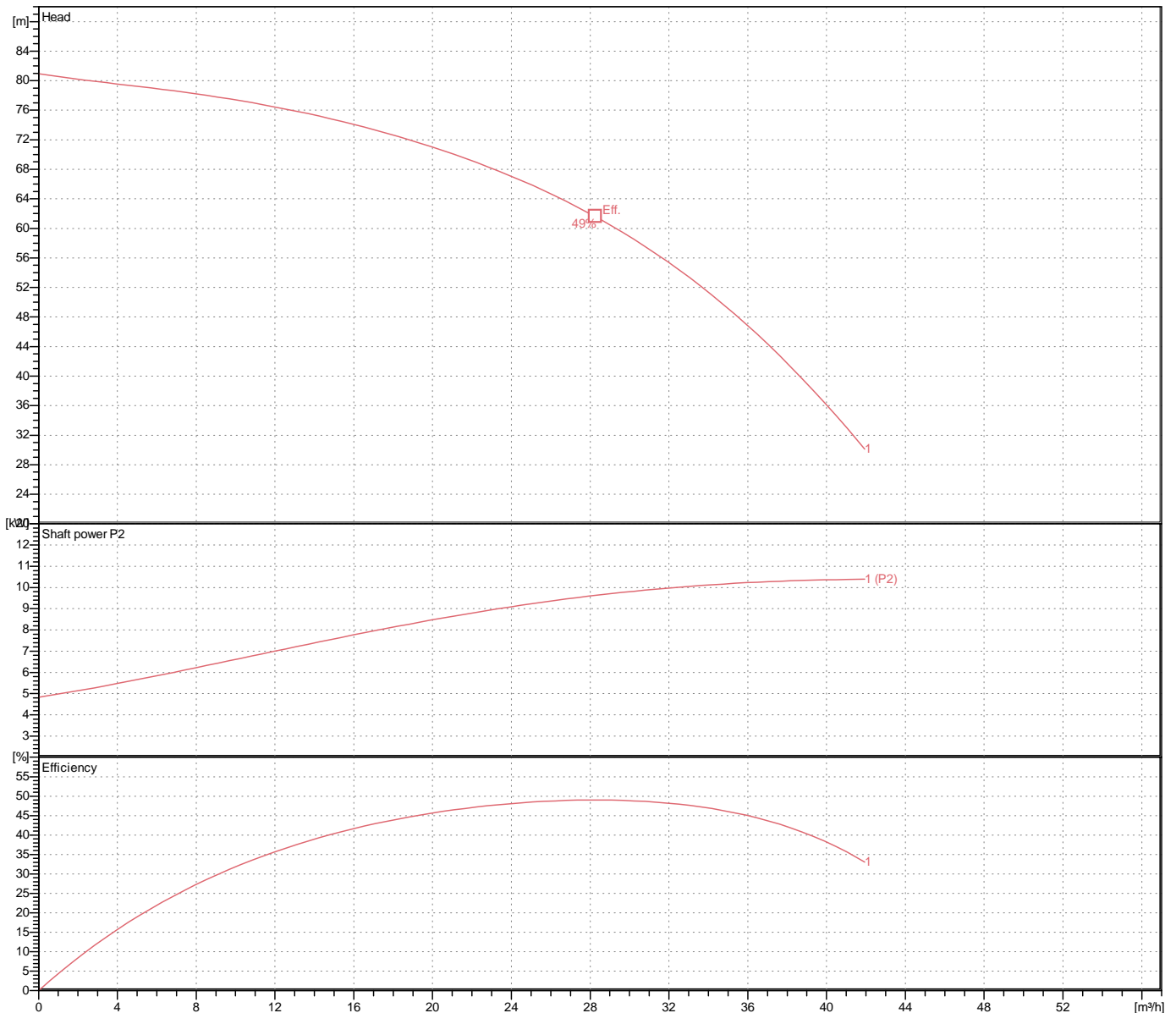
3" (80mm) BS-Coupling (threaded flange)

Weight

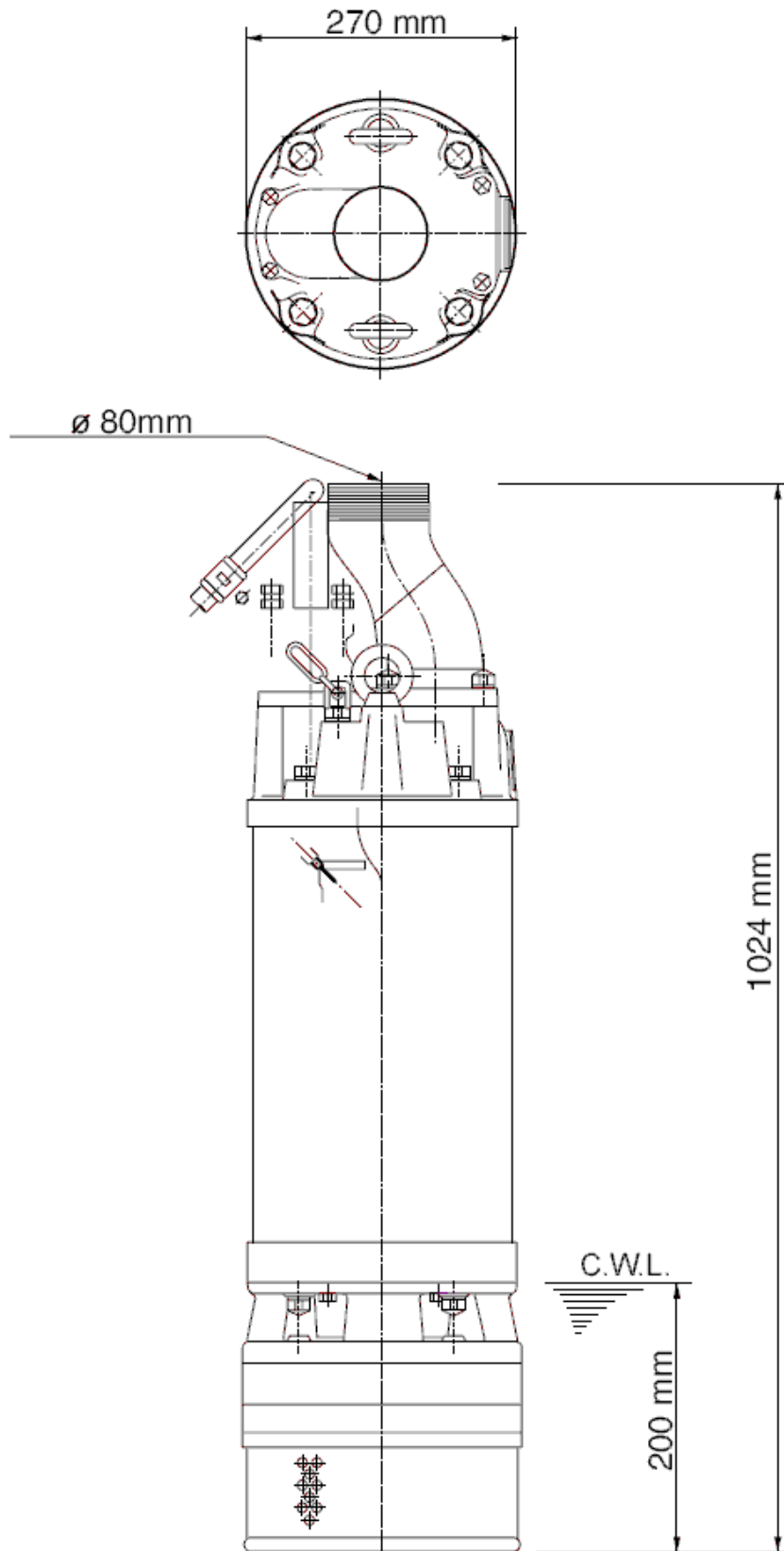
130 kg (dry weight of the pump only without cable)

Performance curve LH311W-50

Discharge port	3"
Head	81.0 m
Flow	41.9 m ³ /h
Rated power	11.00 kW
Power input	13.91 kW
Phases	3~
Voltages	400 V
Frequency	50 Hz
Rated current	22 A
Starting current	135.08 A
Number of poles	2
Speed	2890 1/min
Starting mode	Directly
Insulation class	B



Dimensions LH311W-50



LH311W-50

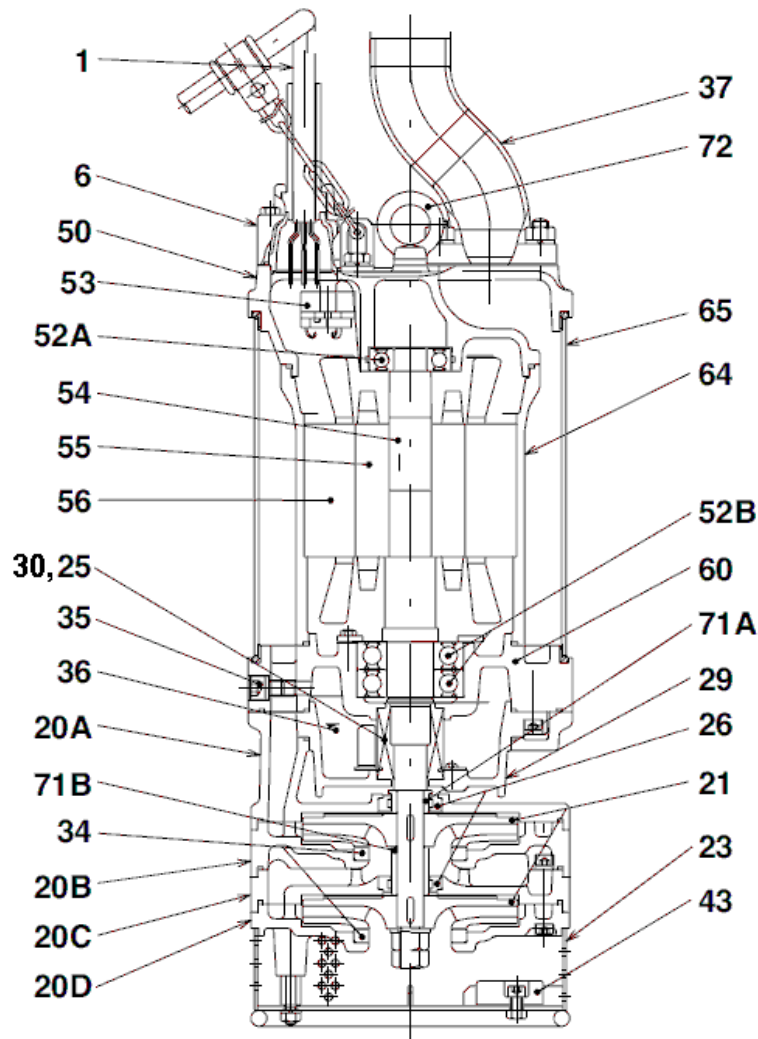
CWL: Continuous running water level
LWL: Lowest running water level

 **TSURUMI PUMP**

Tsurumi Europe GmbH
20.02.2018 V.18 / 1.10.2015

Helstorfer Str. 14 * 40472 Düsseldorf * Germany
Tel.: +49-211-4179373 sales@tsurumi.eu
Fax: +49-211-417937-480 www.tsurumi.eu

Sectional drawing LH311W-50



LH311W-50

No.	Description	Remark	No.	Description	Remark
1	Cable	20m NSSHÖU	43	Zinc anode (2x)	Zinc
6	Stuffing box	FC200 (EN-GJL-200)	50	Motor cover	FC200 (EN-GJL-200)
20A	Upper Pump casing	FC200 (EN-GJL-200)	52A	Upper bearing	6306ZZC3
20B	Lower Pump casing	FC200 (EN-GJL-200)	52B	Lower bearing	7309DBC3
20C	Upper Pump casing	FC200 (EN-GJL-200)	53	Motor Protector 380/400/415V-50Hz	KA314-HRXL00 (H.C)
20D	Lower Pump casing	FC200 (EN-GJL-200)	54	Shaft	SUS420J2 (EN-X30Cr13)
21	Impeller (2x)	Chromium Iron HiCrFC	55	Rotor	.
23	Strainer	Construction steel SS400	56	Stator	.
25	Mechanical seal	HT-3540	60	Bearing Housing	FC200 (EN-GJL-200)
26	Labyrinth ring (2x)	SUS304 (EN-X5CrNi18-10)	64	Motor Frame	FC200 (EN-GJL-200)
29	Oil casing	FC200 (EN-GJL-200)	65	Outer Cover	Construction steel SS400
30	Oil distributor	Plastic	71A	Upper shaft protection sleeve	SUS403 (EN-X6Cr13)
34	Wear Ring (2x)	Chromium Iron HiCrFC	71B	Lower shaft protection sleeve	SUS403 (EN-X6Cr13)
35	Oil screw	SUS304 (EN-X5CrNi18-10)	72	Eye screw (2x)	SUS304 (EN-X5CrNi18-10)
36	Lubricant	Turbine oil (ISO VG32)			
37	Discharge coupling	steel pipe / Sectional steel SUS 10040			