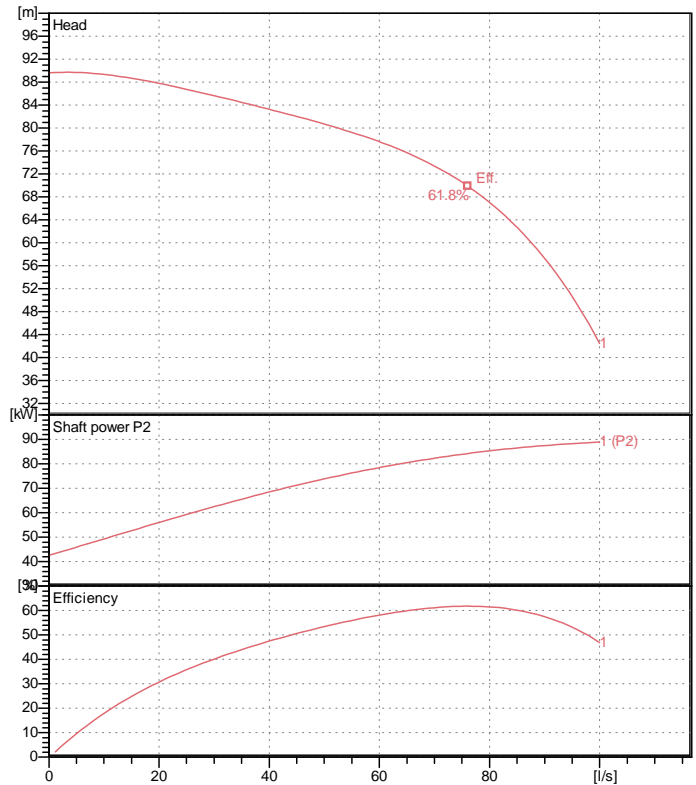
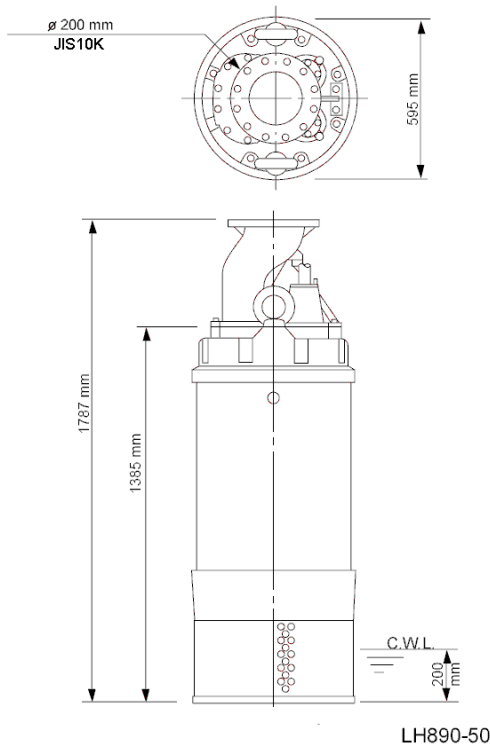


Data sheet LH890-50



Specification

Electric submersible pump
 Degree of protection IP 68
 Depth of submersion max. 30 m
 Type of impeller Closed
 Max. solid handling 20 mm
 Suitable for:
 rain water, ground water, sand water

Electric motor

Dry-type submersible induction motor
 Insulation class F 2Poles 2920 1/min
 Starting mode Star-delta
 Rated voltage 400 V 50 Hz 3~
 Power uptake 98.90 kW
 Rated power 90.00 kW
 Rated current 166 A
 Start current 1100.6 A

Cable

20m NSSHÖU(3Cx35mm²,3x16mm²/3E,2x2,5ST);NSSHÖU (3Cx35mm², 3x16mm²/3E)

Motor Protection

Miniature protector in windings
 (snap-action bi-metal device)

Shaft seal

Leak sensor in oil chamber
 Double inside mechanical seal in oil bath
 additional lubrication by oil lifting device
 Primary seal
 Silicon carbide on silicon carbide
 Secondary seal
 Silicon carbide on silicon carbide

Bearings

Shielded ball bearings, maintenance-free

Materials

Impeller	Chromium iron casting
Upper Pump casing	FC200 (EN-GJL-200)
Lower Pump casing	FC200 (EN-GJL-200)
Wear Ring	Chromium iron casting
Motor Frame	FC200 (EN-GJL-200)
Shaft	SUS420J2 (EN-X30Cr13)

Discharge size

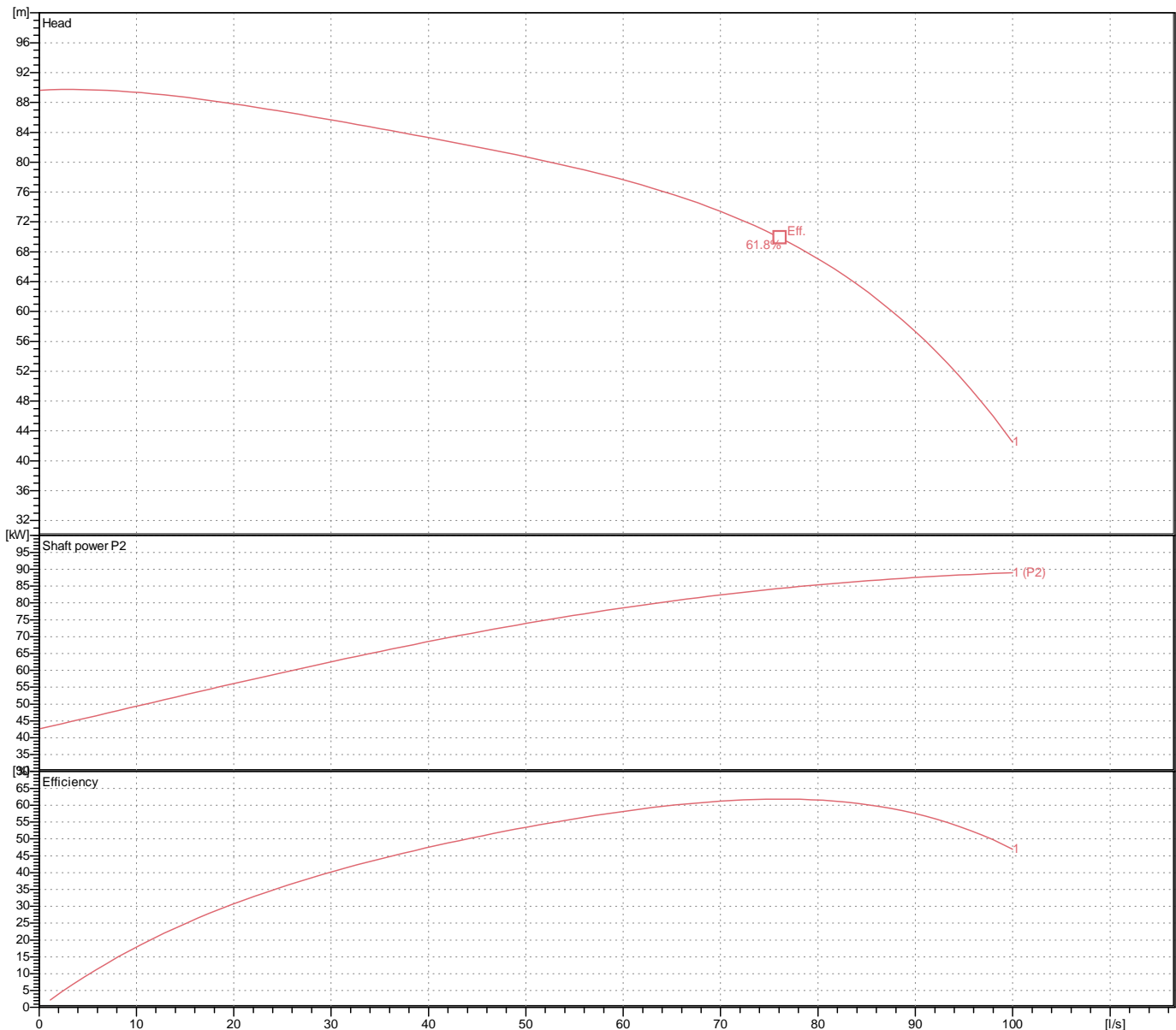
200mm JIS10K flange

Weight

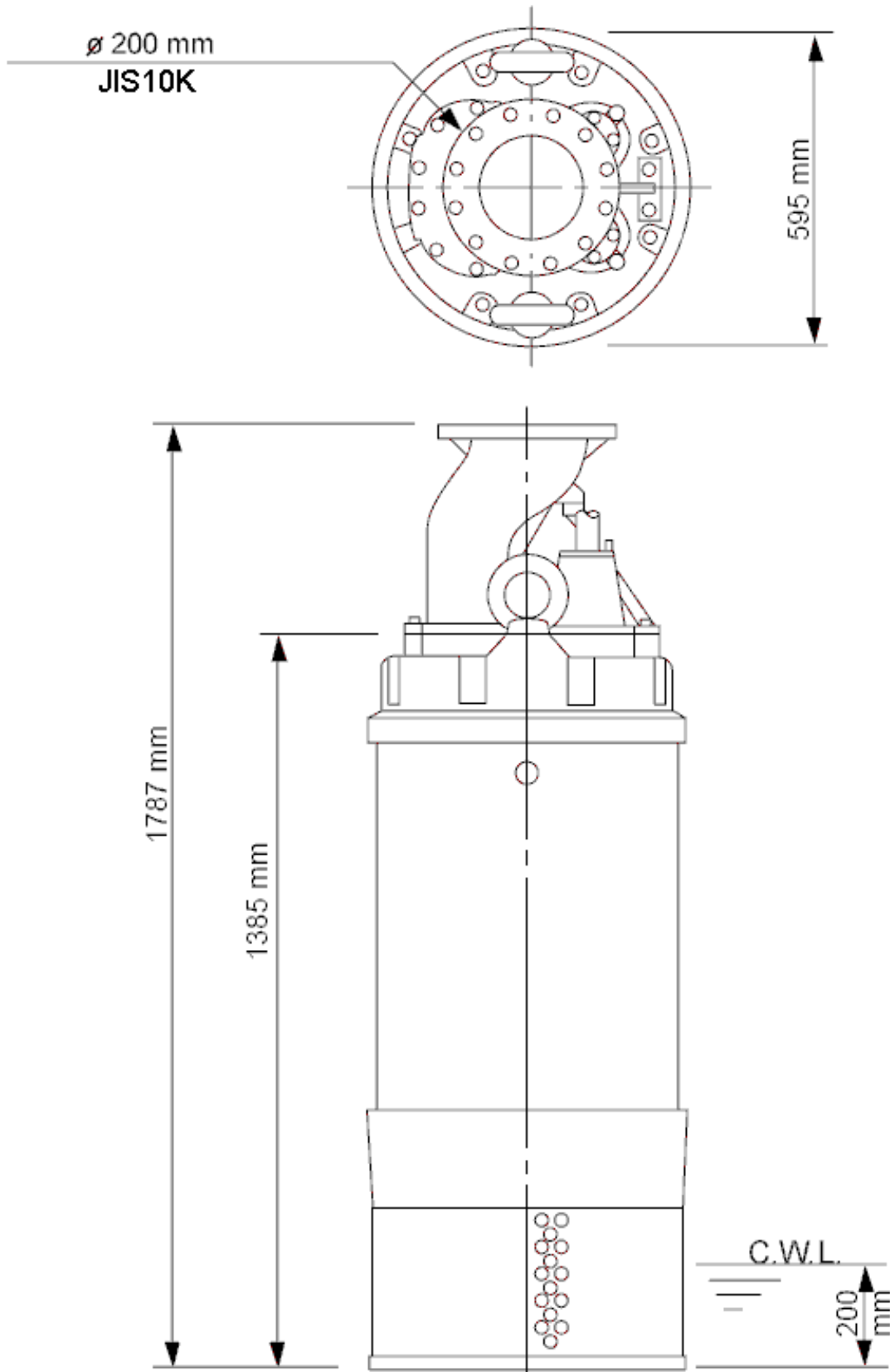
1150 kg (dry weight of the pump only without cable)

Performance curve LH890-50

Discharge port	8"
Head	89.6 m
Flow	100.0 l/s
Rated power	90.00 kW
Power input	98.90 kW
Phases	3~
Voltages	400 V
Frequency	50 Hz
Rated current	166 A
Starting current	1,100.58 A
Number of poles	2
Speed	2920 1/min
Starting mode	Star-delta
Insulation class	F



Dimensions LH890-50



LH890-50

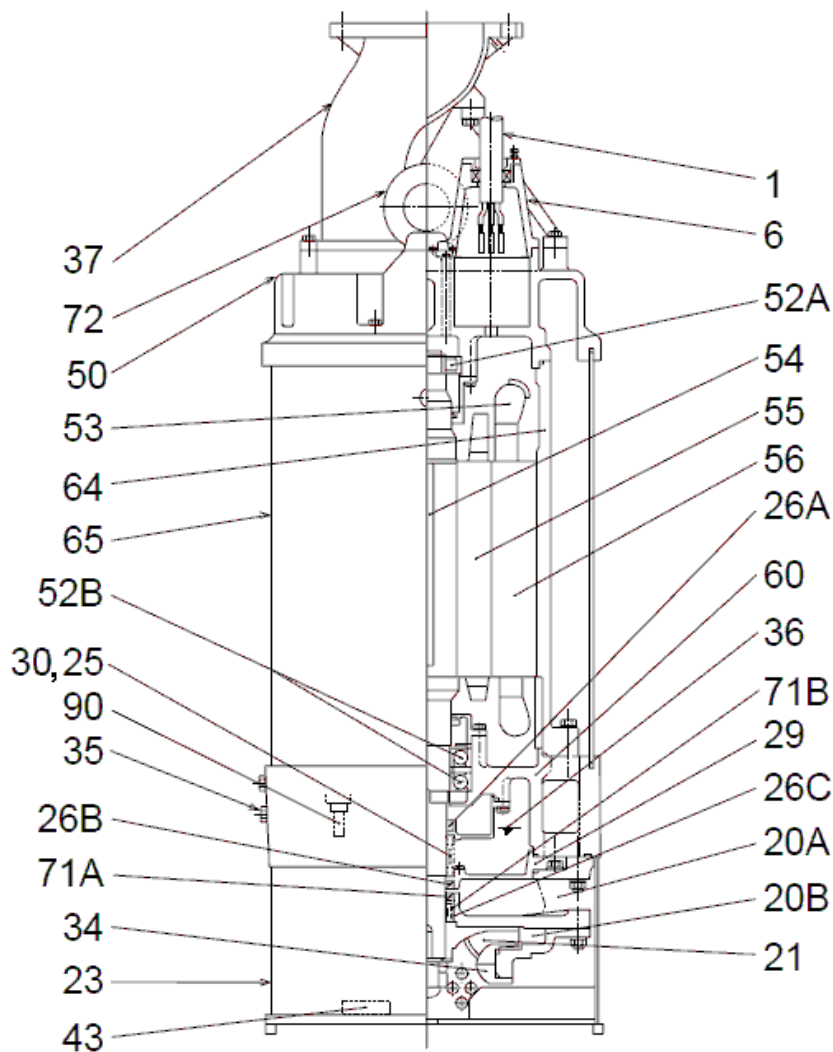
CWL: Continuous running water level
LWL: Lowest running water level

 **TSURUMI PUMP**

Tsurumi Europe GmbH
13.07.2018 V.18 / 1.10.2015

Heltorfer Str. 14 * 40472 Düsseldorf * Germany
Tel.: +49-211-4179373 sales@tsurumi.eu
Fax: +49-211-417937-480 www.tsurumi.eu

Sectional drawing LH890-50



LH890-50

No.	Description	Remark	No.	Description	Remark
1	Cable	20m NSSHÖU	43	Sacrificial anode (3x)	Aluminium alloy
6	Stuffing box	FC200 (EN-GJL-200)	50	Motor cover	FC200 (EN-GJL-200)
20A	Upper Pump casing	FC200 (EN-GJL-200)	52A	Upper bearing	NU312C3
20B	Lower Pump casing	FC200 (EN-GJL-200)	52B	Lower bearing	7313ADB
21	Impeller	Chromium iron casting	53	Miniature protector (3x)	.
23	Strainer	Construction steel SS400	54	Shaft	SUS420J2 (EN-X30Cr13)
25	Mechanical seal	H-50TX	55	Rotor	.
26A	Oil seal	TC60759	56	Stator	.
26B	Oil seal	TC557812	60	Bearing Housing	FC200 (EN-GJL-200)
26C	Labyrinth ring only	SUS403 (EN-X6Cr13)	64	Motor Frame	FC200 (EN-GJL-200)
29	Oil casing	FC200 (EN-GJL-200)	65	Outer Cover	Construction steel SS400
30	Oil distributor	Plastic	71A	Upper shaft protection sleeve	SUS403 (EN-X6Cr13)
34	Wear Ring	Chromium iron casting	71B	Lower shaft protection sleeve	SUS403 (EN-X6Cr13)
35	Oil screw (2x)	SUS403 (EN-X6Cr13)	72	Eye screw	Construction steel SS400
36	Lubricant	Turbine oil (ISO VG32)	90	Density sensor	.
37	Discharge coupling	FCD700 (EN-GJS-700-2)			