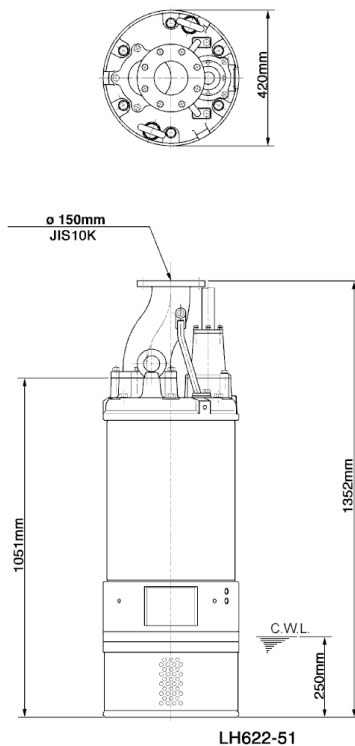
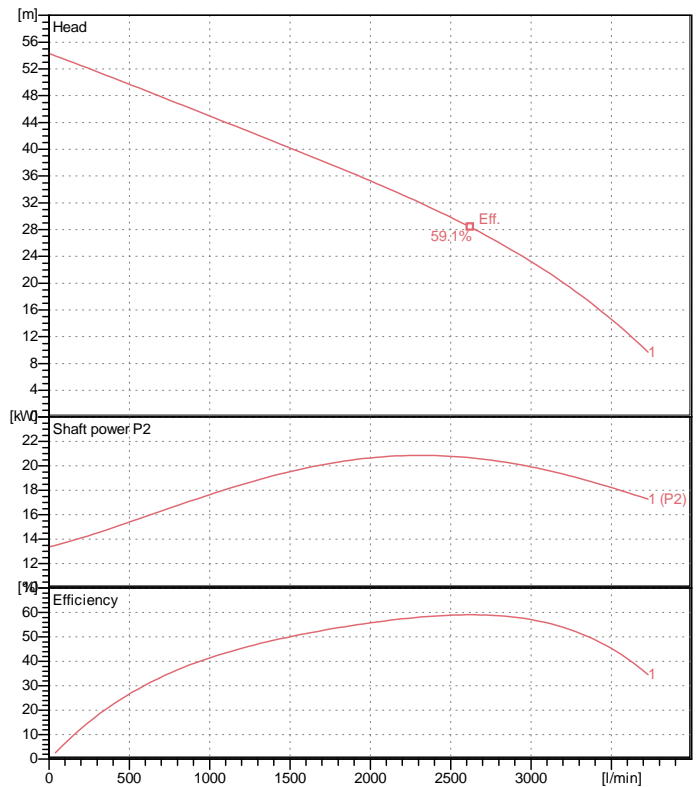


Data sheet LH622-51



LH622-51

CWL: Continuous running water level



Specification

Electric submersible pump
 Degree of protection IP 68
 Depth of submersion max. 30 m
 Type of impeller Closed
 Max. solid handling 12 mm
 Suitable for:
 rain water, ground water, sand water

Electric motor

Dry-type submersible induction motor
 Insulation class B 2Poles 2910 1/min
 Starting mode Directly
 Rated voltage 400 V 50 Hz 3~
 Power uptake 26.19 kW
 Rated power 22.00 kW
 Rated current 40.5 A
 Start current 290.0 A

Cable

20m NSSHÖU 4Cx10mm²

Motor Protection

Circle thermal protector
 (snap-action bi-metal device)

Shaft seal

Double inside mechanical seal in oil bath
 additional lubrication by oil lifting device
 Primary seal
 Silicon carbide on silicon carbide
 Secondary seal
 Silicon carbide on silicon carbide

Bearings

Shielded ball bearings, maintenance-free

Materials

Impeller	Chromium iron casting
Upper Pump casing	FCD45 (EN-GJS-450-10)
Lower Pump casing	FCD45 (EN-GJS-450-10)
Wear Ring	Chromium iron casting
Motor Frame	FC200 (EN-GJL-200)
Shaft	SUS420J2 (EN-X30Cr13)

Discharge size

150mm JIS10K flange

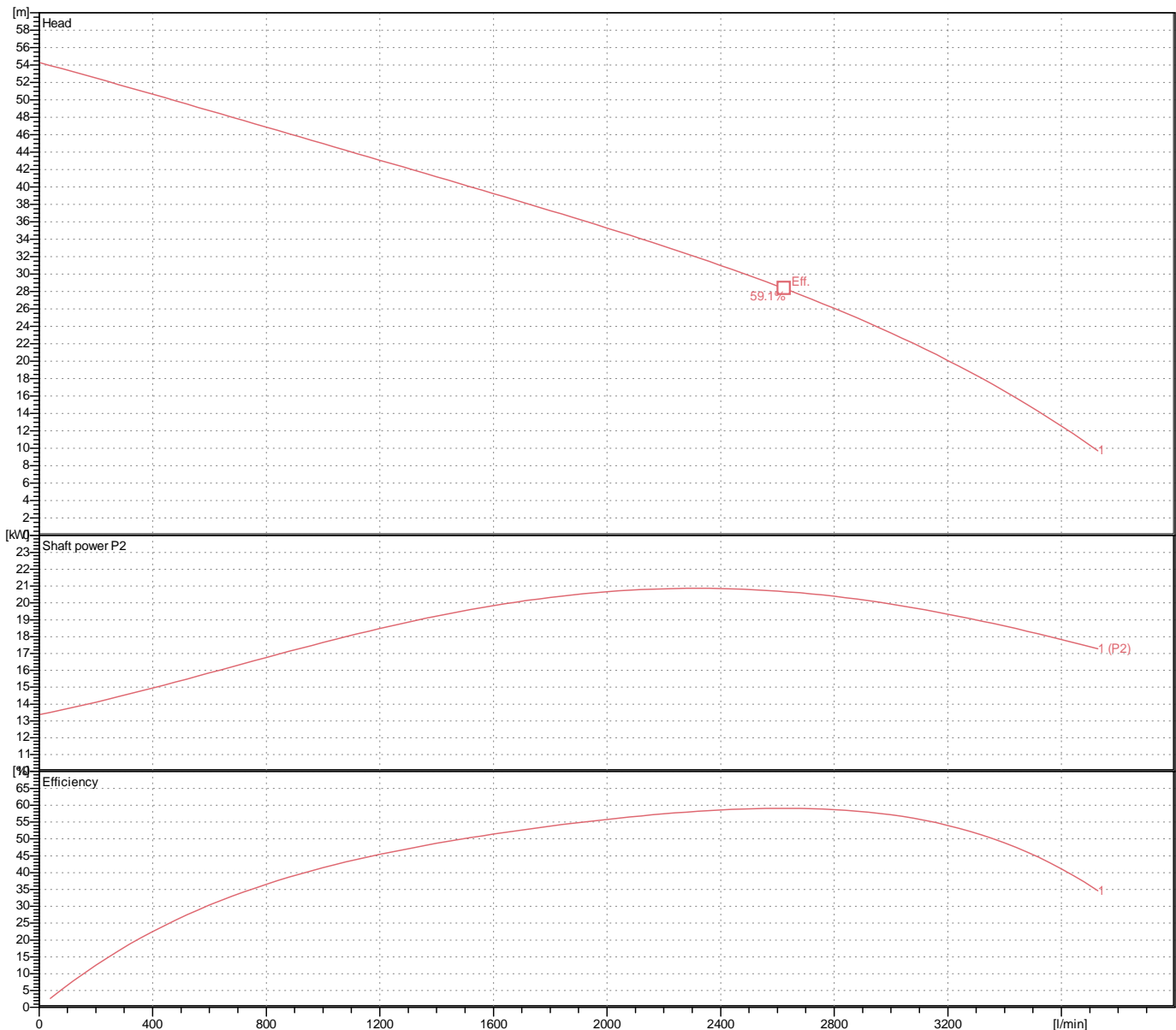
Weight

360 kg (dry weight of the pump only without cable)

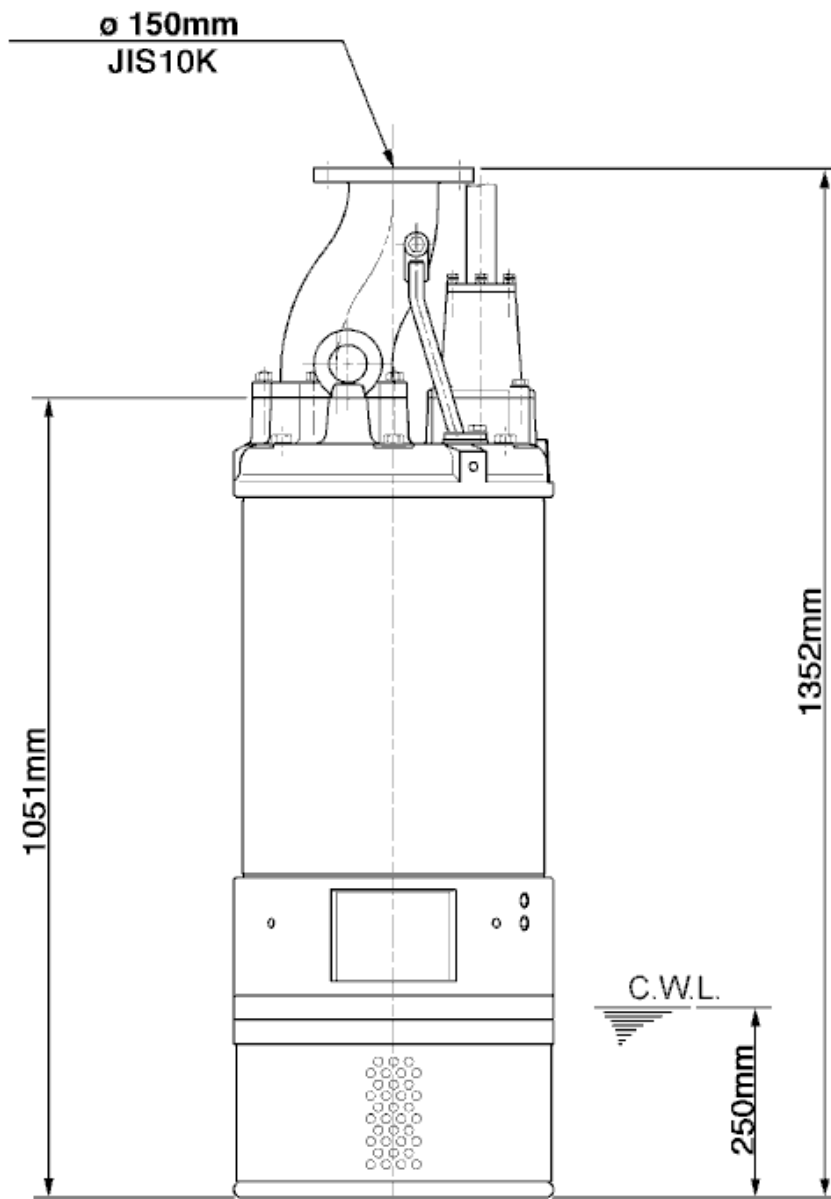
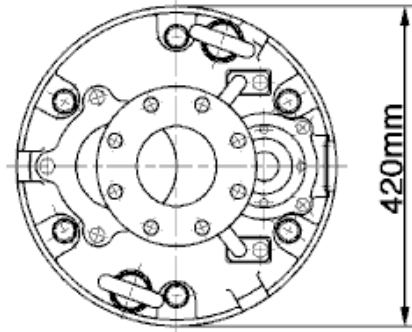
Performance curve

LH622-51

Discharge port	6"
Head	54.3 m
Flow	3728.5 l/min
Rated power	22.00 kW
Power input	26.19 kW
Phases	3~
Voltages	400 V
Frequency	50 Hz
Rated current	40.5 A
Starting current	289.98 A
Number of poles	2
Speed	2910 1/min
Starting mode	Directly
Insulation class	B



Dimensions LH622-51



LH622-51

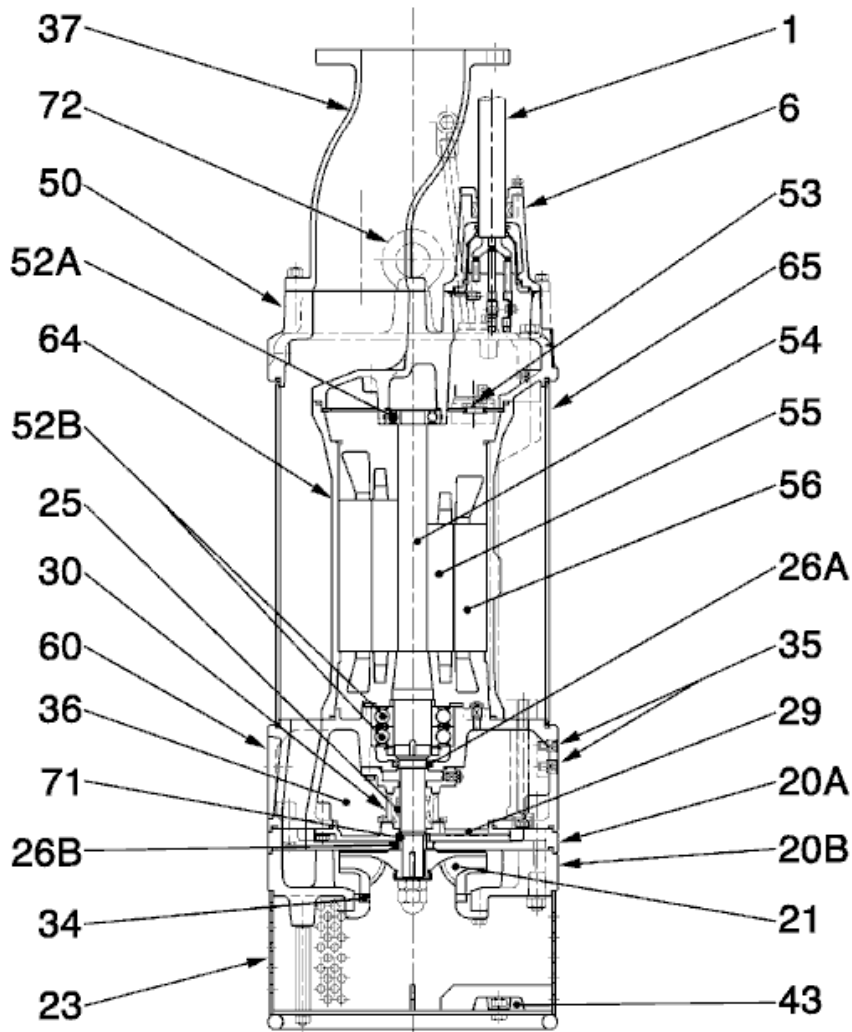
CWL: Continuous running water level
LWL: Lowest running water level

 **TSURUMI PUMP**

Tsurumi Europe GmbH
21.11.2017 V.18 / 1.10.2015

Heltorfer Str. 14 * 40472 Düsseldorf * Germany
Tel.: +49-211-4179373 sales@tsurumi.eu
Fax: +49-211-417937-480 www.tsurumi.eu

Sectional drawing LH622-51



LH622-51

No.	Description	Remark	No.	Description	Remark
1	Cable	20m NSSHÖU	50	Motor cover	FC200 (EN-GJL-200)
6	Stuffing box	FC200 (EN-GJL-200)	52A	Upper bearing	6307ZZC3
20A	Upper Pump casing	FCD45 (EN-GJS-450-10)	52B	Lower bearing	6311ZZD2C3
20B	Lower Pump casing	FCD45 (EN-GJS-450-10)	53	Motor Protector 380/400/415V	50Hz KA314-HRXL00 (H.C)
21	Impeller	Chromium iron casting	54	Shaft	SUS420J2 (EN-X30Cr13)
23	Strainer	Construction steel SS400	55	Rotor	.
25	Mechanical seal	HT-3540N	56	Stator	.
26A	Oil seal	TCN385811	60	Bearing Housing	FC200 (EN-GJL-200)
26B	Wear Ring	SUS304 (EN-X5CrNi18-10)	64	Motor Frame	FC200 (EN-GJL-200)
29	Oil casing	FC200 (EN-GJL-200)	65	Outer Cover	Construction steel SS400
30	Oil distributor	Plastic	71	Upper shaft protection sleeve	SUS403 (EN-X6Cr13)
34	Wear Ring	Chromium iron casting	72	Eye screw (2x)	SUS304 (EN-X5CrNi18-10)
35	Oil screw (2x)	SUS304 (EN-X5CrNi18-10)			
36	Lubricant	Turbine oil (ISO VG32)			
37	Discharge coupling	FCD700 (EN-GJS-700-2)			
43	Sacrificial anode (4x)	Aluminium alloy			