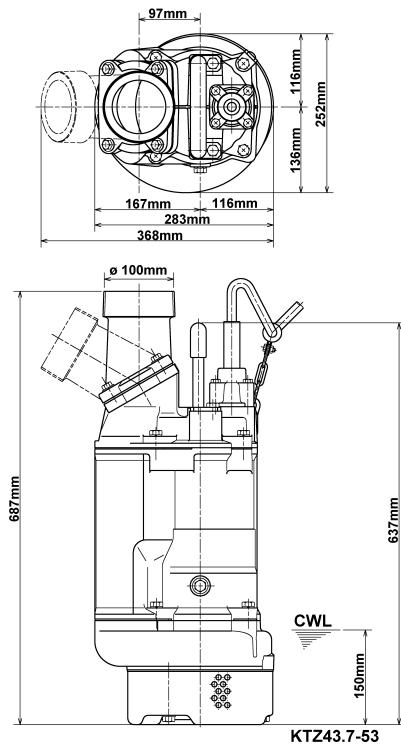
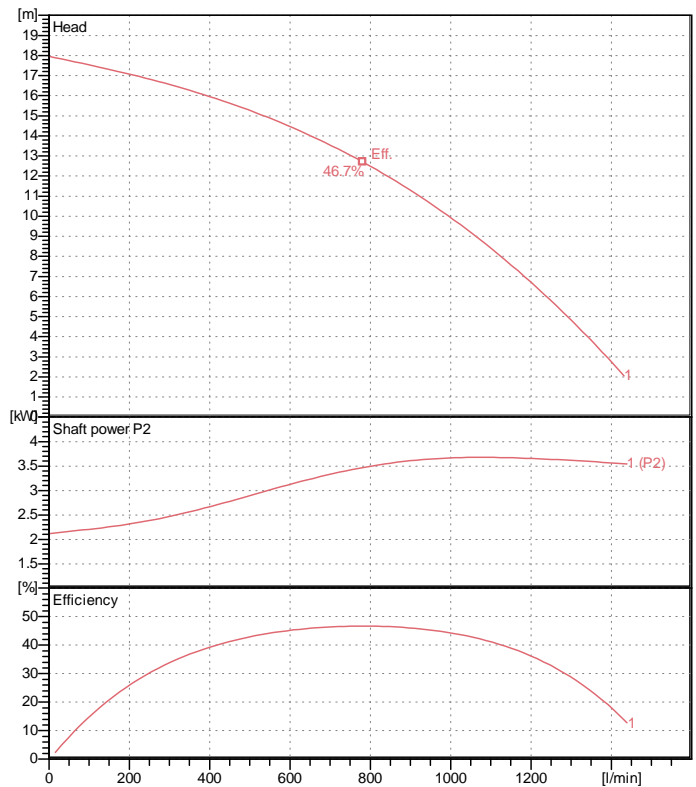


Data sheet KTZ43.7-53



CWL: Continuous running water level



Specification

Electric submersible pump
 Degree of protection IP 68
 Depth of submersion max. 25 m
 Type of impeller Semi-open
 Max. solid handling 8.5 mm
 Suitable for:
 spring-/rain-/waste-/ground water, water containing sand

Electric motor

Dry-type submersible induction motor
 Insulation class F 2Poles 2850 1/min
 Starting mode Directly
 Rated voltage 400 V 50 Hz 3~
 Power uptake 4.91 kW
 Rated power 3.70 kW
 Rated current 7.7 A
 Start current 58.0 A

Cable

20m NSSHÖU 4Cx1,5mm²

Motor Protection

Circle thermal protector
 (snap-action bi-metal device)

Shaft seal

Double inside mechanical seal in oil bath
 additional lubrication by oil lifting device

Primary seal
 Silicon carbide on silicon carbide
 Secondary seal
 Silicon carbide on carbon

Bearings

Shielded ball bearings, maintenance-free

Materials

Impeller	Chromium Iron HiCrFC
Pump casing	FC200 (EN-GJL-200)
Suction cover	FCD50 (EN-GJS-500-7)
Motor Frame	FC150 (EN-GJL-150)
Shaft	SUS420J2 (EN-X30Cr13)

Discharge size

4" (100mm) BS-coupling (threaded flange)

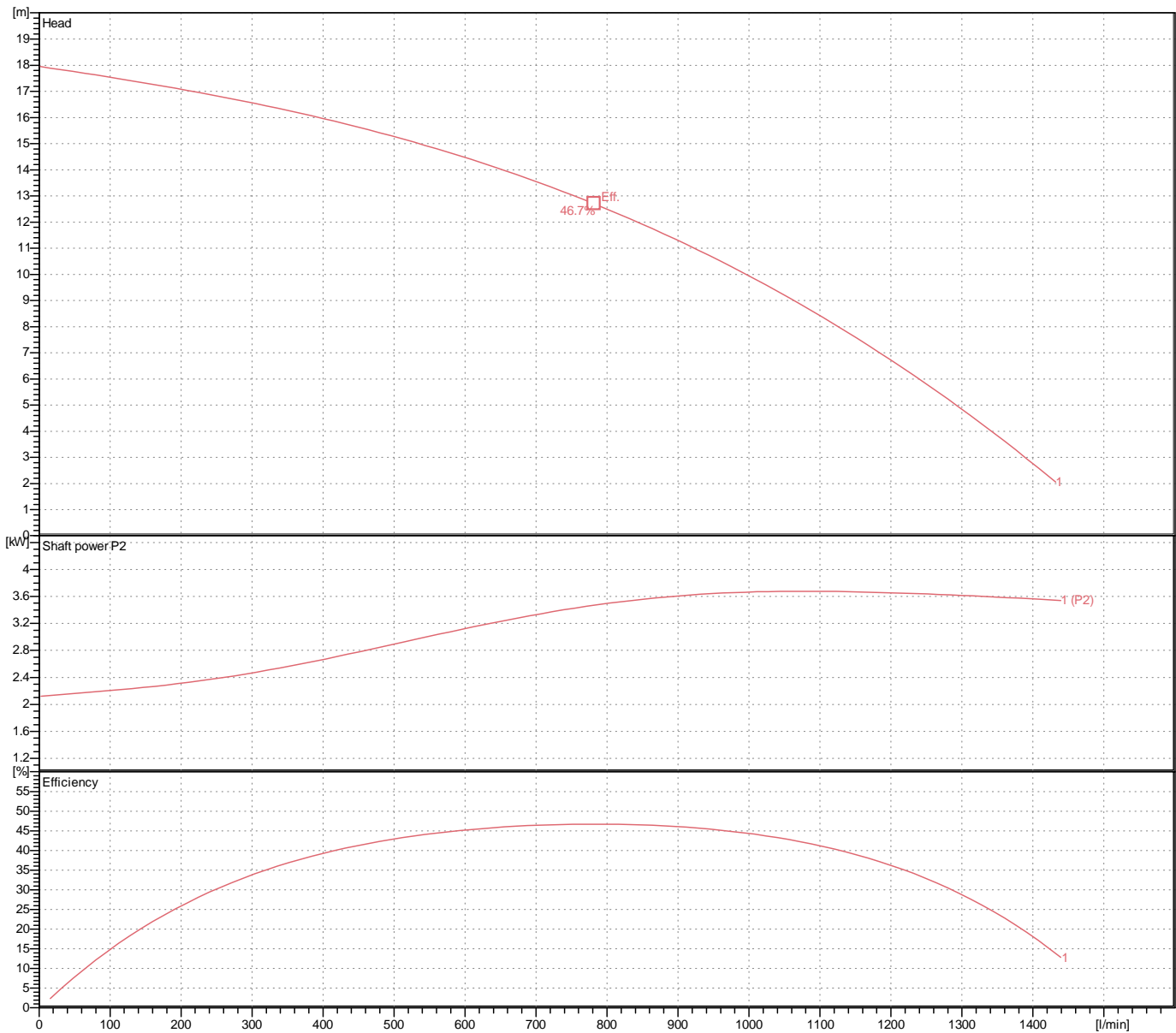
Weight

62 kg (dry weight of the pump only without cable)

Performance curve

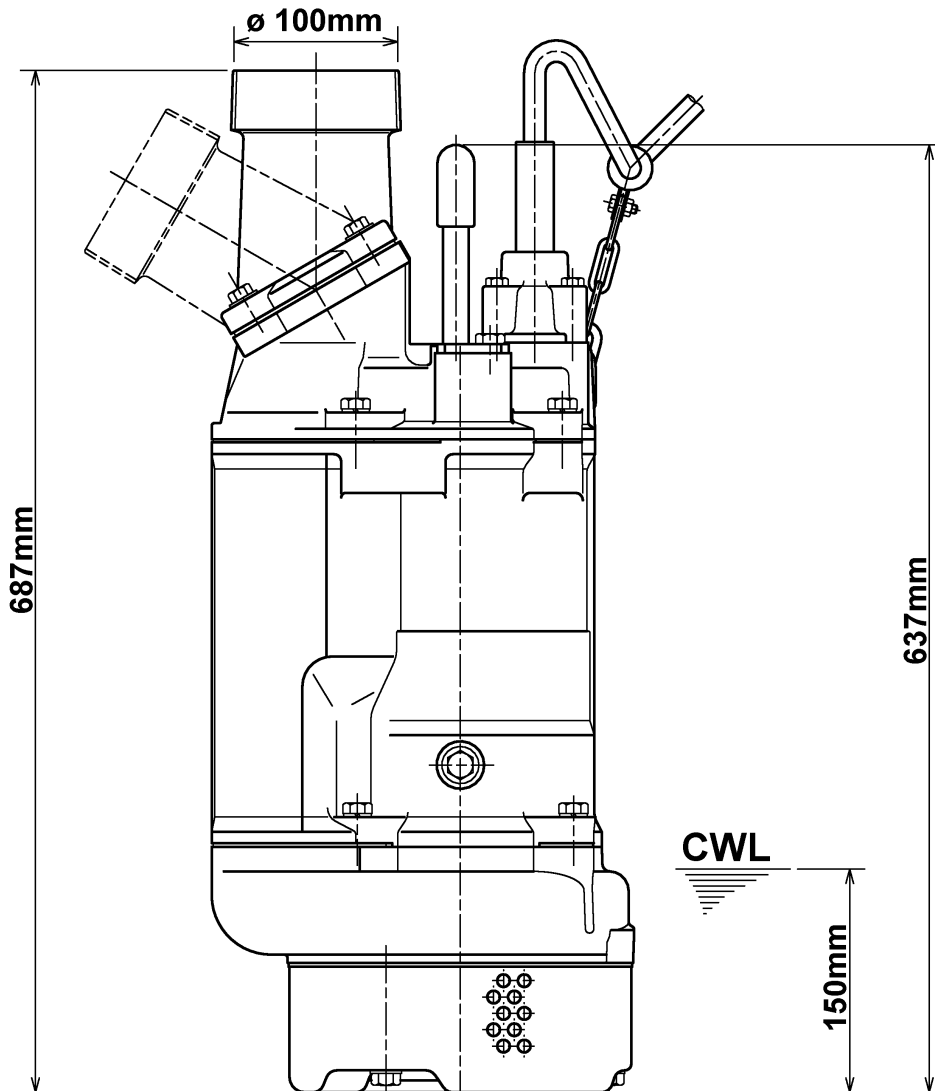
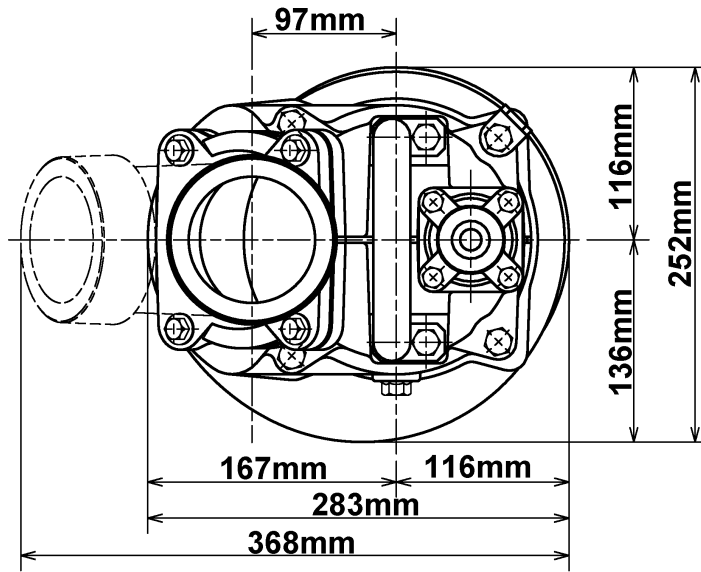
KTZ43.7-53

Discharge port	4"
Head	18.0 m
Flow	1432.0 l/min
Rated power	3.70 kW
Power input	4.91 kW
Phases	3~
Voltages	400 V
Frequency	50 Hz
Rated current	7.7 A
Starting current	57.98 A
Number of poles	2
Speed	2850 1/min
Starting mode	Directly
Insulation class	F



Dimensions

KTZ43.7-53



KTZ43.7-53

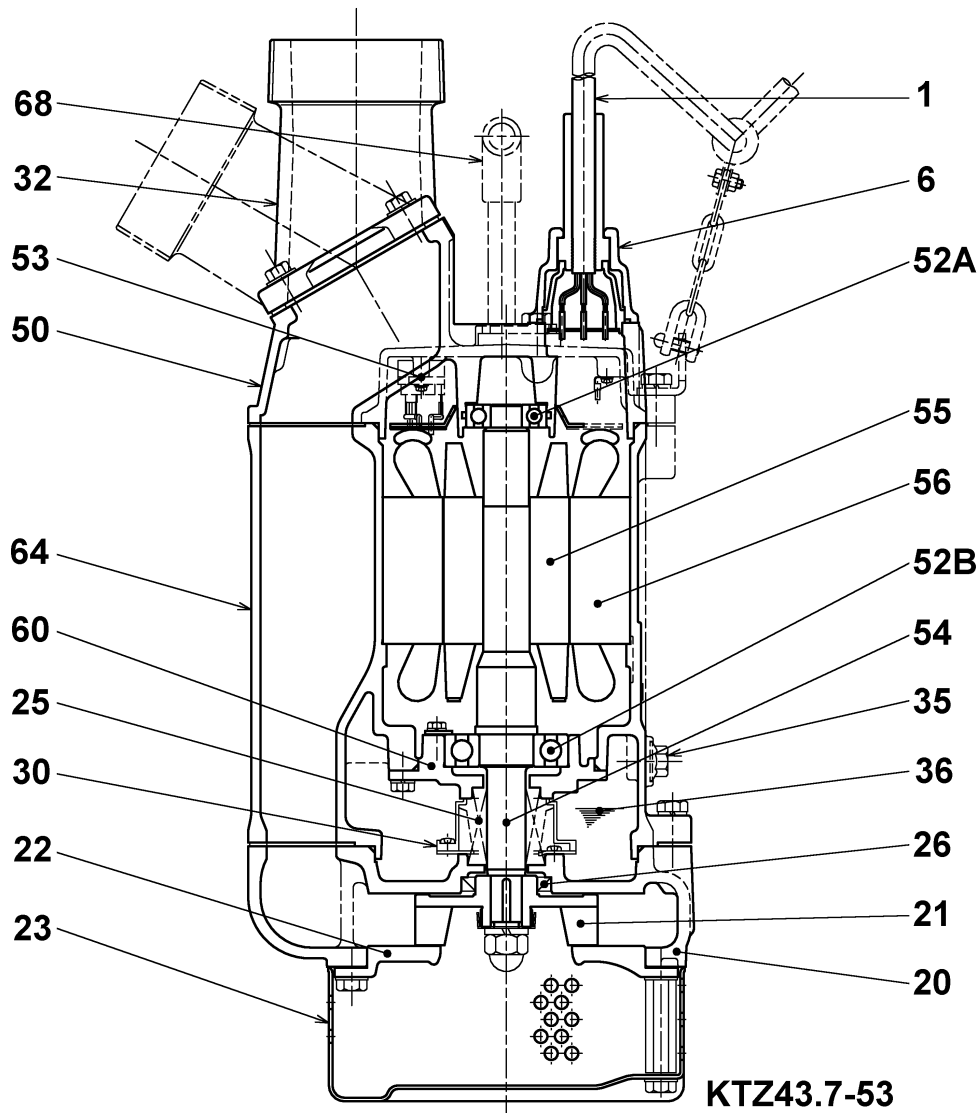
CWL: Continuous running water level
LWL: Lowest running water level

 **TSURUMI PUMP**

Tsurumi Europe GmbH
09.05.2018 V.18 / 1.10.2015

Heltorfer Str. 14 * 40472 Düsseldorf * Germany
Tel.: +49-211-4179373 sales@tsurumi.eu
Fax: +49-211-417937-480 www.tsurumi.eu

Sectional drawing KTZ43.7-53



KTZ43.7-53

No.	Description	Remark	No.	Description	Remark
1	Cable	20m NSSHÖU	54	Shaft	SUS420J2 (EN-X30Cr13)
6	Stuffing box	FC200 (EN-GJL-200)	55	Rotor	.
20	Pump casing	FC200 (EN-GJL-200)	56	Stator	.
21	Impeller	Chromium Iron HiCrFC	60	Bearing Housing	FC150 (EN-GJL-150)
22	Suction cover	FCD50 (EN-GJS-500-7)	64	Motor Frame	FC150 (EN-GJL-150)
23	Strainer	Steel plate	68	Handle	steel pipe / Sectional steel
25	Mechanical seal	H-25T			
26	Oil seal	TC40588			
30	Oil distributor	Plastic			
32	Discharge coupling	FC200 (EN-GJL-200)			
35	Oil screw	SUS304 (EN-X5CrNi18-10)			
36	Lubricant	Turbine oil (ISO VG32)			
50	Main cover	FC150 (EN-GJL-150)			
52A	Upper bearing	6304ZZC3			
52B	Lower bearing	6307ZZC3			
53	Motor Protector 380/400/415V-50Hz KA314-HRXL00 (H.C)				