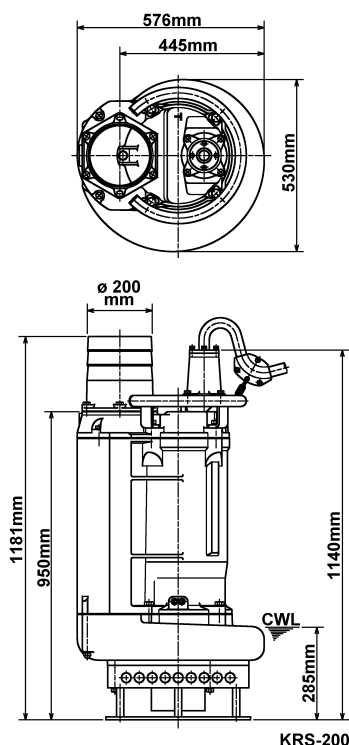
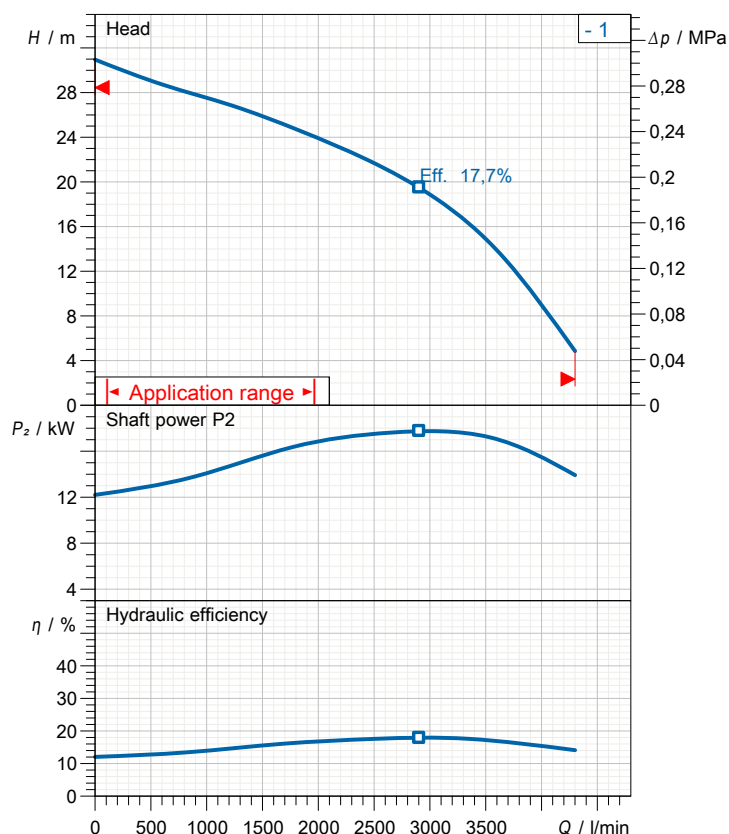


Data sheet KRS-200



CWL: Continuous running water level



Specification

Elektrische Tauchpumpe mit Rührwerk
 Degree of protection IP 68
 Pressure resistance max. 30 m
 Type of impeller Open
 Max. solid handling 30 mm
 Suitable for:
 sludge, slurry, liquids containing

Electric motor

Dry-type submersible induction motor
 Insulation class F 4Poles 1455 1/min
 Starting mode Direct starting
 Rated voltage 400 V 50 Hz 3~
 Power uptake 20,20 kW
 Rated power 18,00 kW
 Rated current 35 A
 Start current 316,0 A

Cable

20m NSSHÖU 10Cx4mm²

Motor Protection

Circle thermal protector
 (snap-action bi-metal device)

Shaft seal

Double inside mechanical seal in oil bath
 additional lubrication by oil lifting device
 Primary seal
 Silicon carbide on silicon carbide
 Secondary seal
 Silicon carbide on silicon carbide

Bearings

Shielded ball bearings, maintenance-free

Materials

Impeller	Chromium iron casting
Agitator	Chromium iron casting
Pump casing	FC200 (EN-GJL-200)
Suction cover	FC200 (EN-GJL-200)
Motor Frame	FC150 (EN-GJL-150)
Shaft	DIN 1.4028 (EN-X30Cr13)

Discharge size

8" (200mm) hose coupling

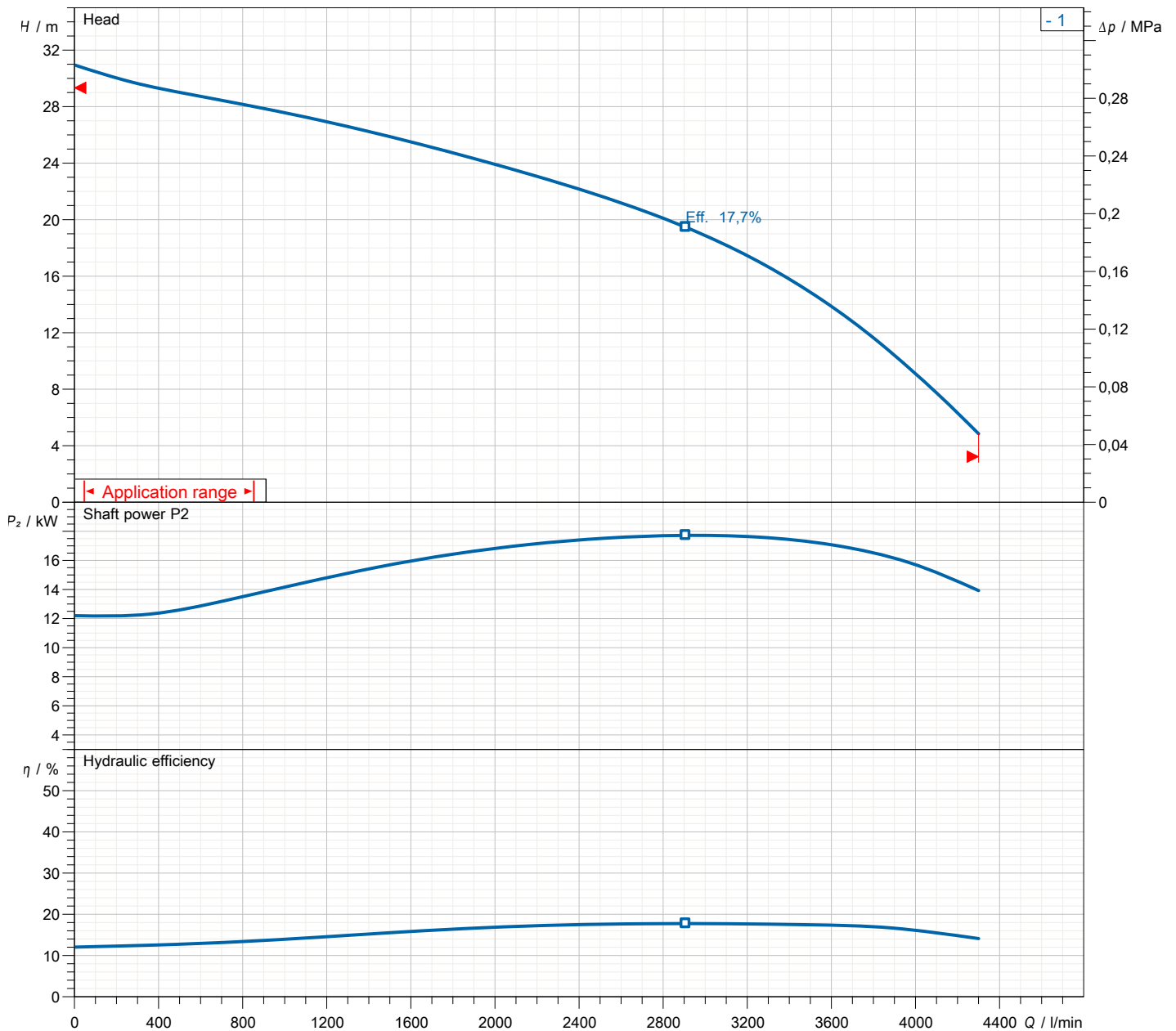
Weight

395 kg (dry weight of the pump only without cable)

Performance curve

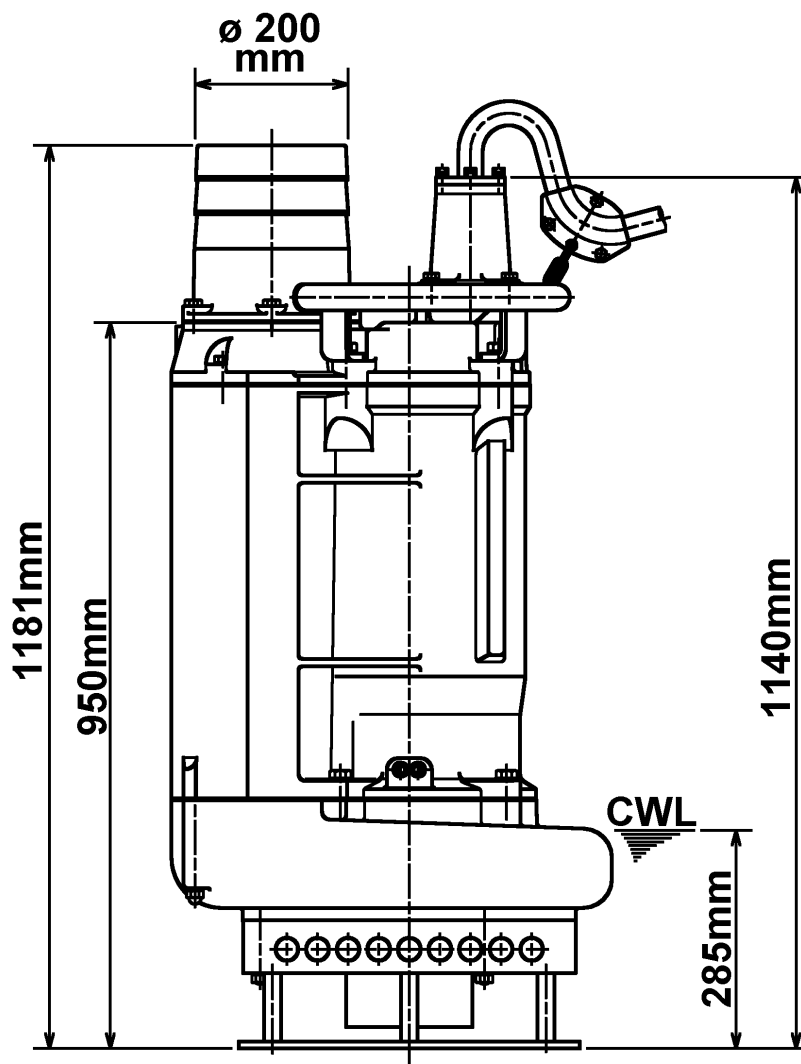
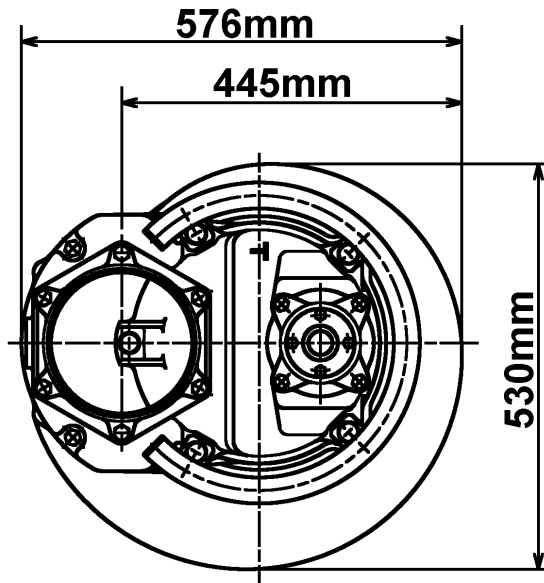
KRS-200

Discharge port	8"
FördH	31,0 m
Flow	4300,2 l/min
Rated power	18,00 kW
Power input	20,20 kW
Phases	3~
Voltages	400 V
Frequency	50 Hz
Rated current	35 A
Starting current	316,05 A
Number of poles	4
Speed	1455 1/min
Starting mode	Direct starting
Insulation class	F



Dimensions

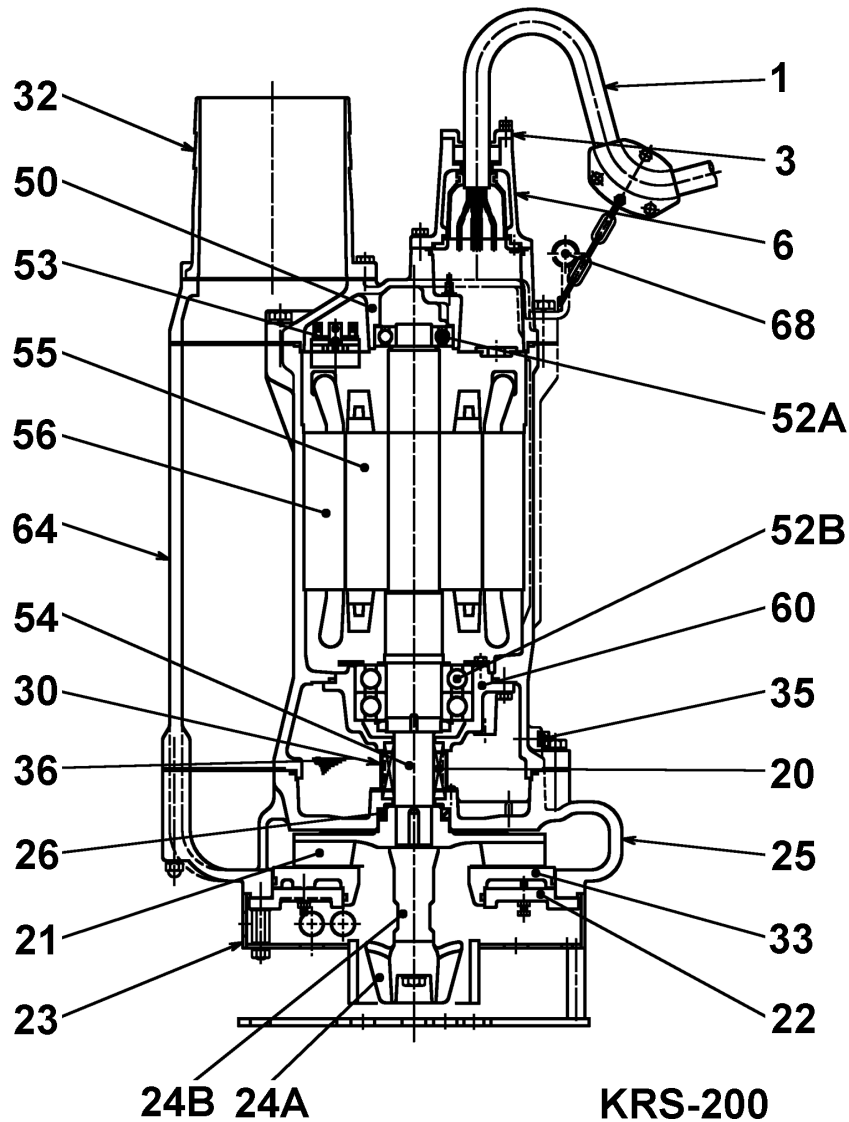
KRS-200



KRS-200

CWL: Continuous running water level
LWL: Lowest running water level

Sectional drawing KRS-200



No.	Description	Remark	No.	Description	Remark
1	Cable	20m NSSHÔU	36	Lubricant	Turbine oil (ISO VG32)
3	Gland	FC200 (EN-GJL-200)	50	Motor cover	FC150 (EN-GJL-150)
6	Stuffing box	FC200 (EN-GJL-200)	52A	Upper bearing	6309ZZC3
20	Pump casing	FC200 (EN-GJL-200)	52B	Lower bearing	6312ZZD2C3
21	Impeller	Chromium iron casting	53	Circle thermal protector (3x)	.
22	Suction cover	FC200 (EN-GJL-200)	54	Shaft	DIN 1.4028 (EN-X30Cr13)
23	Strainer	Steel plate / steel pipe	55	Rotor	.
24	Agitator	Chromium iron casting	56	Stator	.
24B	Connection rod	Black malleable cast iron hardened	60	Bearing Housing	FC150 (EN-GJL-150)
25	Mechanical seal	H-50TX	64	Motor Frame	FC150 (EN-GJL-150)
26	Oil seal	TC709212	68	Handle	Steel plate / steel pipe
29	Oil casing	FC200 (EN-GJL-200)			
30	Oil distributor	Steel plate			
32	Discharge coupling	FC200 (EN-GJL-200)			
33	Suction cover	Chromium iron casting			
35	Oil screw	SUS304 (EN-X5CrNi18-10)			