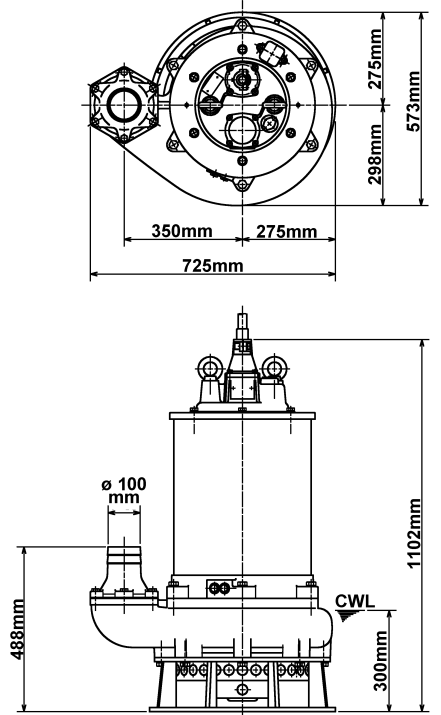
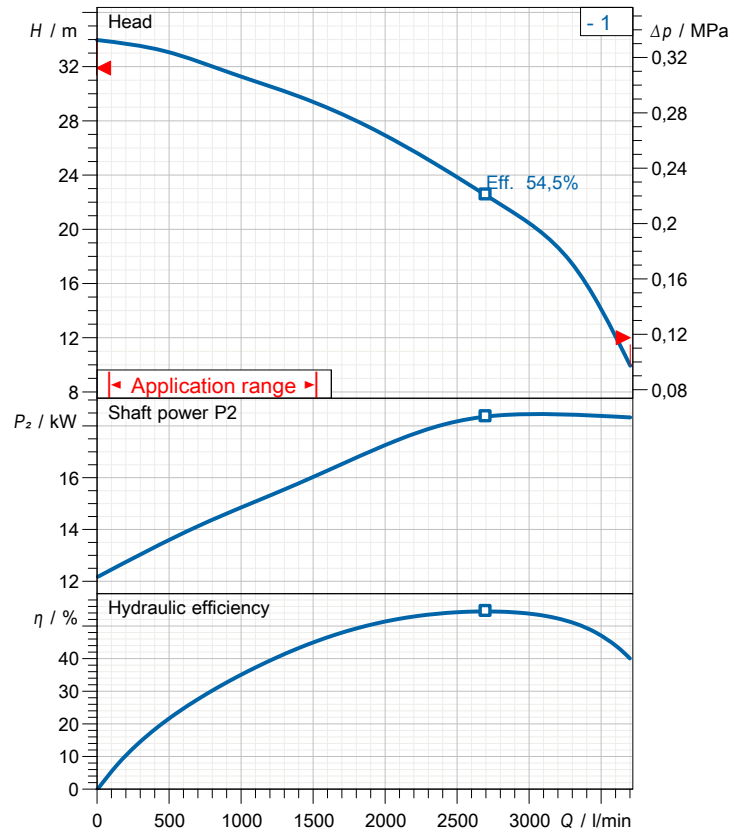


# Data sheet GPN422-51



GPN422-51

CWL: Continuous running water level



## Specification

Elektrische Tauchpumpe GPN-Serie  
 Degree of protection IP 68  
 Pressure resistance max. 30 m  
 Type of impeller Open  
 Max. solid handling 30 mm  
 Suitable for:  
 sludge, slurry, liquids containing sand

## Electric motor

Dry-type submersible induction motor  
 Insulation class F 4Poles 1455 1/min  
 Starting mode Direct starting  
 Rated voltage 400 V 50 Hz 3~  
 Power uptake 24,92 kW  
 Rated power 22,00 kW  
 Rated current 42,5 A  
 Start current 289,9 A

## Cable

20m NSSHÖU 4Cx10mm<sup>2</sup>+3x1,5ST

## Motor Protection

Circle thermal protector  
 (snap-action bi-metal device)

## Shaft seal

Double inside mechanical seal in oil bath  
 additional lubrication by oil lifting device  
 Primary seal  
 Silicon carbide on silicon carbide  
 Secondary seal  
 SUS420J2 (EN-X30Cr13)

## Bearings

Shielded ball bearings, maintenance-free

## Materials

Impeller	Chromium iron casting
Agitator	Chromium iron casting
Pump casing	FC200 (EN-GJL-200)
Suction cover	FC200 (EN-GJL-200)
Motor Frame	FC150 (EN-GJL-150)
Shaft	DIN 1.7220 (chromium molybdenum)

## Discharge size

4" (100mm) BS-coupling (threaded flange)

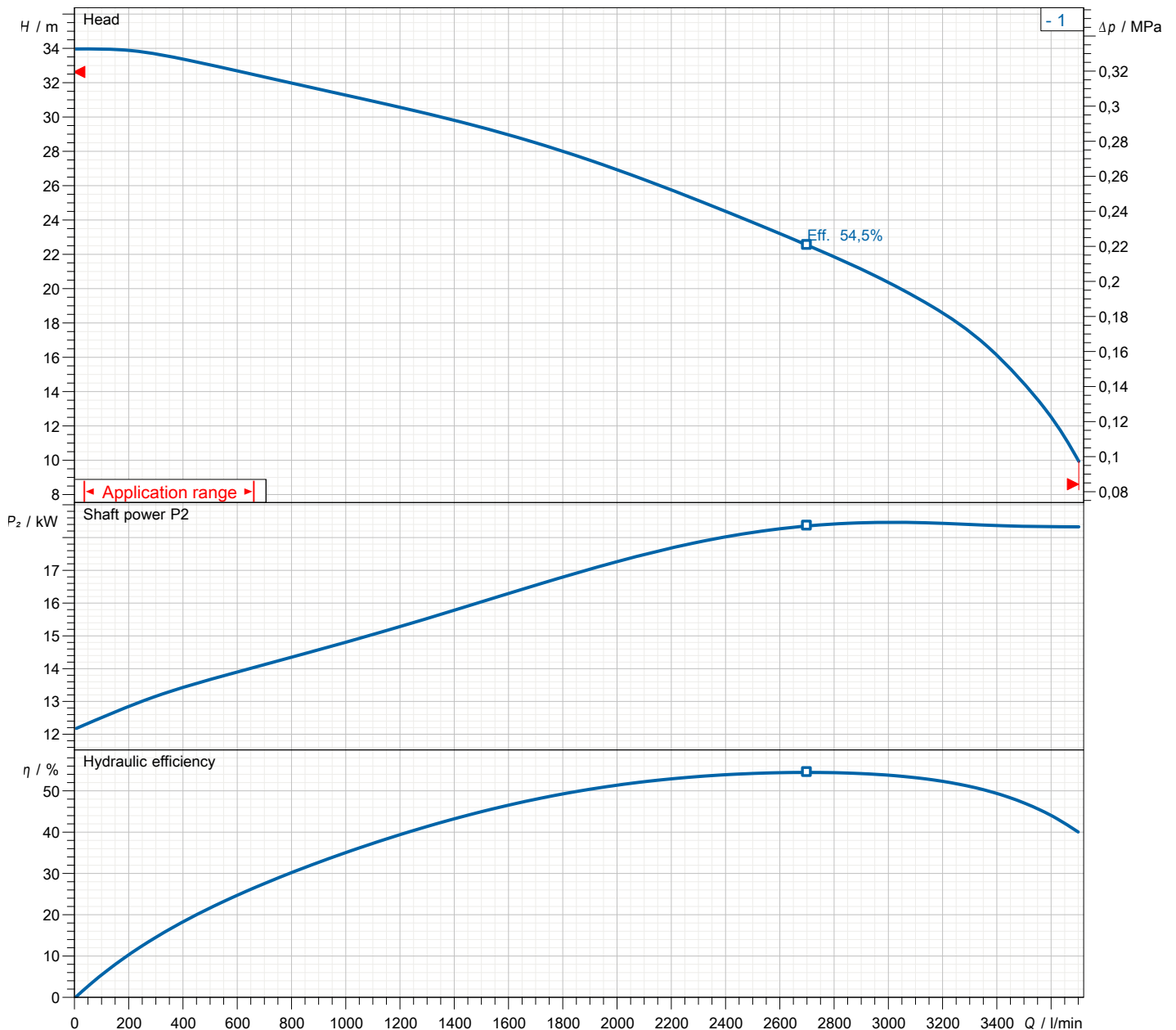
## Weight

415 kg (dry weight of the pump only without cable)

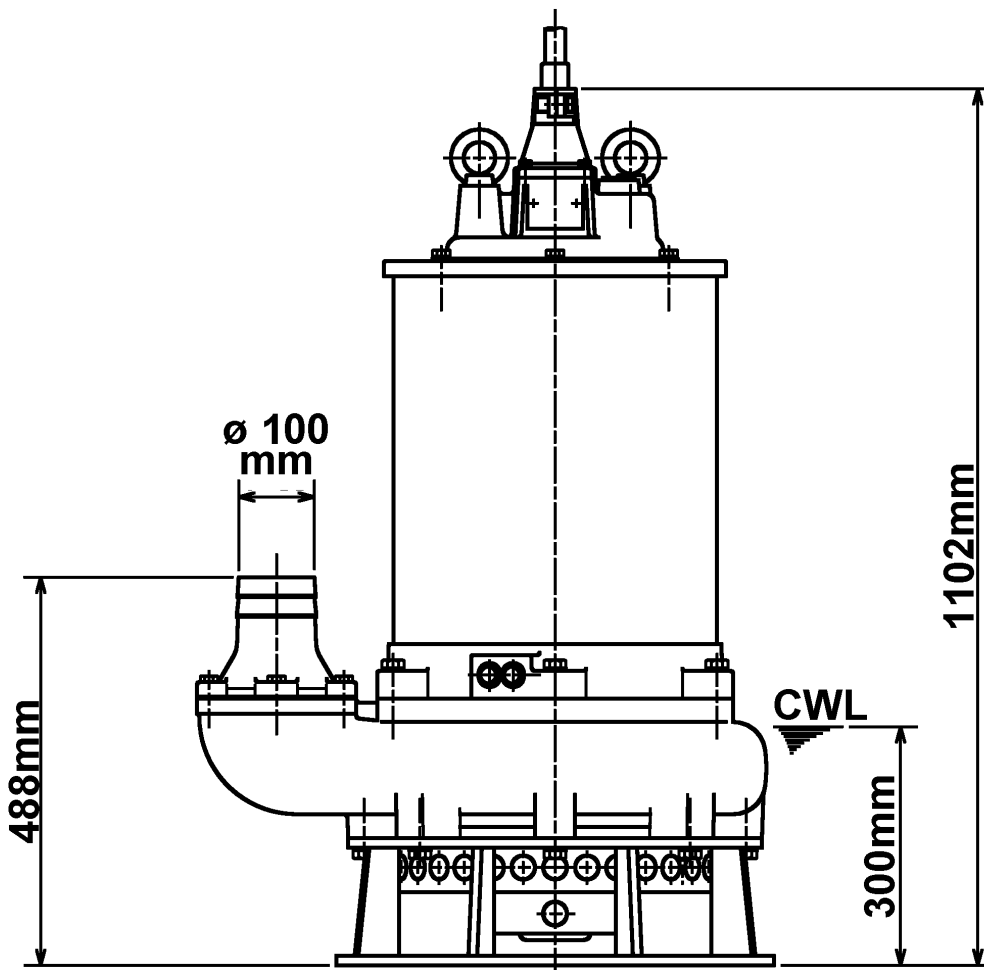
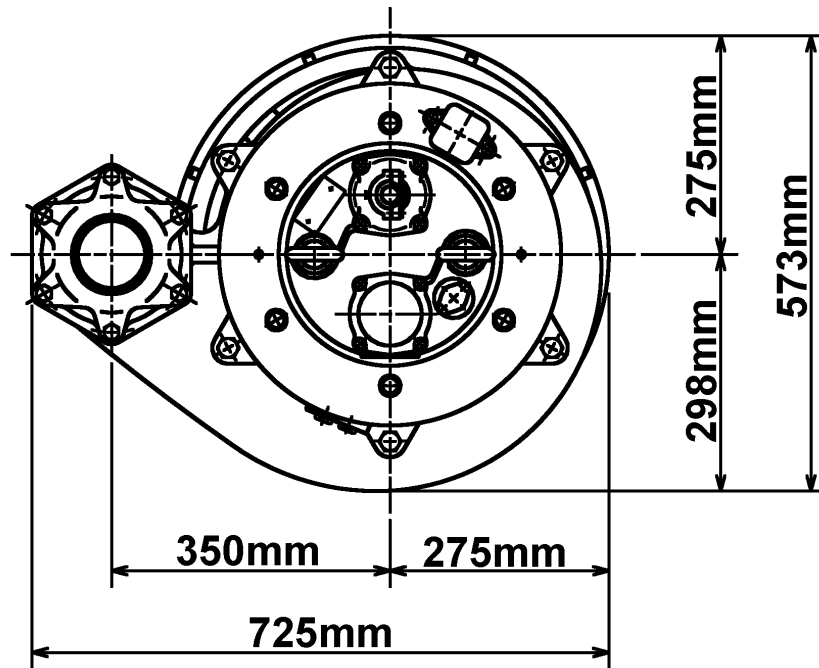
# Performance curve

## GPN422-51

Discharge port	4"
FördH	34,0 m
Flow	3702,0 l/min
Rated power	22,00 kW
Power input	24,92 kW
Phases	3~
Voltages	400 V
Frequency	50 Hz
Rated current	42,5 A
Starting current	289,85 A
Number of poles	4
Speed	1455 1/min
Starting mode	Direct starting
Insulation class	F



# Dimensions GPN422-51

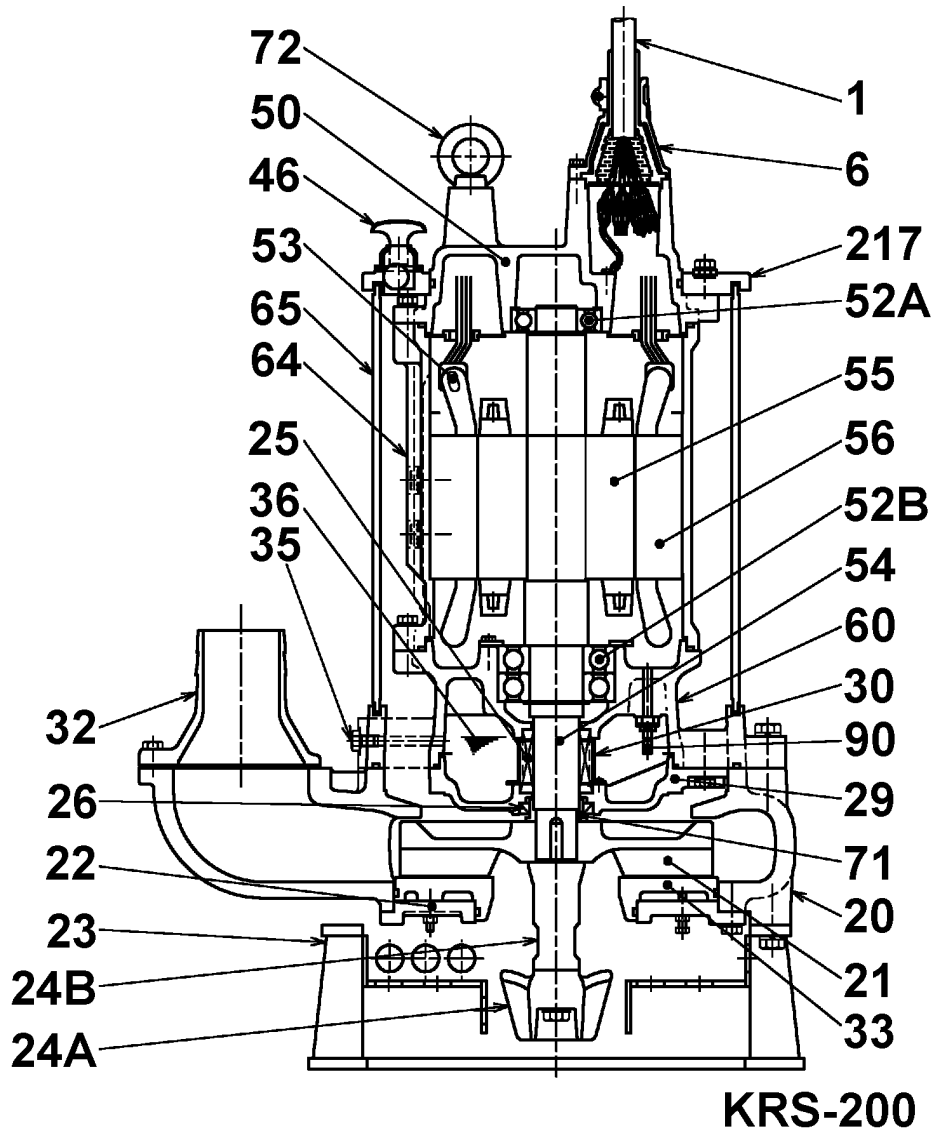


**GPN422-51**

CWL: Continuous running water level  
LWL: Lowest running water level

# Sectional drawing

## GPN422-51



No.	Description	Remark	No.	Description	Remark
1	Cable	20m NSSHÖU	46	Air vent valve	Steel plate
6	Stuffing box	FC200 (EN-GJL-200)	50	Motor cover	FC150 (EN-GJL-150)
20	Pump casing	FC200 (EN-GJL-200)	52A	Upper bearing	6309ZZC3
21	Impeller	Chromium iron casting	52B	Lower bearing	6312ZZD2C3
22	Suction cover	FC200 (EN-GJL-200)	53	Circle thermal protector (3x)	.
23	Strainer	Steel plate / steel pipe	54	Shaft	DIN 1.7220 (chromium molybdenum)
24	Agitator	Chromium iron casting	55	Rotor	.
24B	Connection rod	Black malleable cast iron hardened	56	Stator	.
25	Mechanical seal	H-50TX	60	Bearing Housing	FC150 (EN-GJL-150)
26	Oil seal	TC557812	64	Motor Frame	FC150 (EN-GJL-150)
29	Oil casing	FC200 (EN-GJL-200)	65	Outer Cover	Steel plate SPCC
30	Oil distributor	Steel plate	71	Shaft protection sleeve	SUS403 (EN-X6Cr13)
32	Discharge coupling	FC200 (EN-GJL-200)	72	Eye screw	Construction steel SS400
33	Suction cover	Chromium iron casting	90	Density sensor	.
35	Oil screw	SUS304 (EN-X5CrNi18-10)	217	Fixing plate	FC150 (EN-GJL-150)
36	Lubricant	Turbine oil (ISO VG32)			