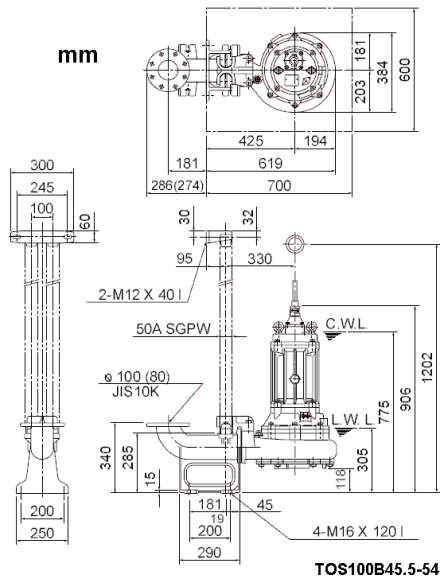
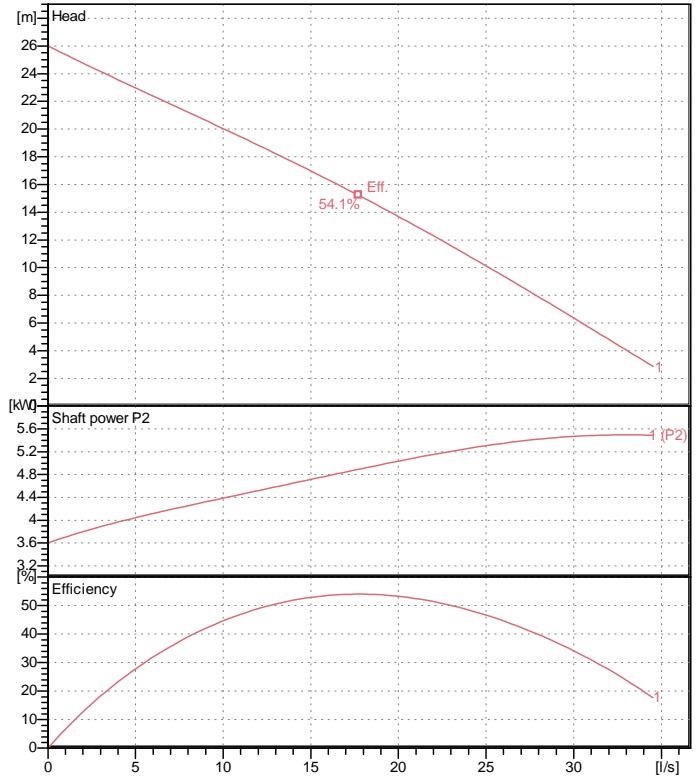


# Data sheet 100B45.5-54



TOS100B45.5-54

CWL: Continuous running water level  
LWL: Lowest running water level



## Specification

Electric submersible pump  
Degree of protection IP 68  
Depth of submersion max. 15 m  
Type of impeller Dual channel impeller  
Free passage 40 mm  
Suitable for:  
sewage water

## Electric motor

Dry-type submersible induction motor  
Insulation class F 4Poles 1443 1/min  
Starting mode Directly  
Rated voltage 400 V 50 Hz 3~  
Power uptake 6.96 kW  
Rated power 5.50 kW  
Rated current 12.1 A  
Start current 63.0 A

## Cable

10m H07RN-F 4Cx2,5mm<sup>2</sup>

## Motor Protection

Circle thermal protector  
(snap-action bi-metal device)

## Shaft seal

Double inside mechanical seal in oil bath  
additional lubrication by oil lifting device

Primary seal  
Silicon carbide on silicon carbide  
Secondary seal  
Silicon carbide on silicon carbide

## Bearings

Shielded ball bearings, maintenance-free

## Materials

Impeller	FC200 (EN-GJL-200)
Pump casing	FC200 (EN-GJL-200)
Suction cover	FC200 (EN-GJL-200)
Motor Frame	FC200 (EN-GJL-200)
Shaft	DIN 1.4000 (EN-X6Cr13)

## Discharge size

4" (100mm) JIS 10K screwed-in mating flange  
guide rail fitting optional

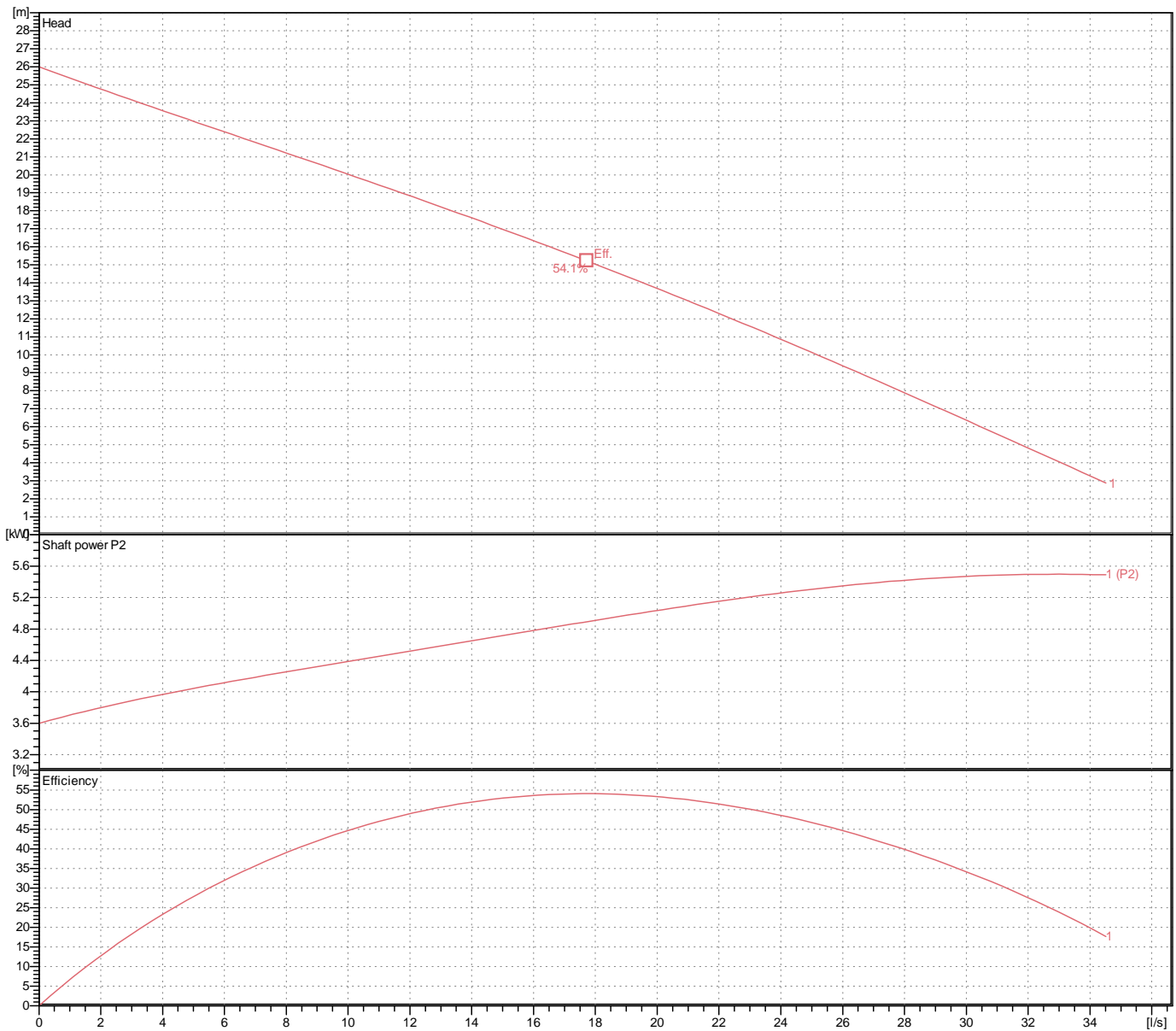
## Weight

140 kg (dry weight of the pump only without cable)

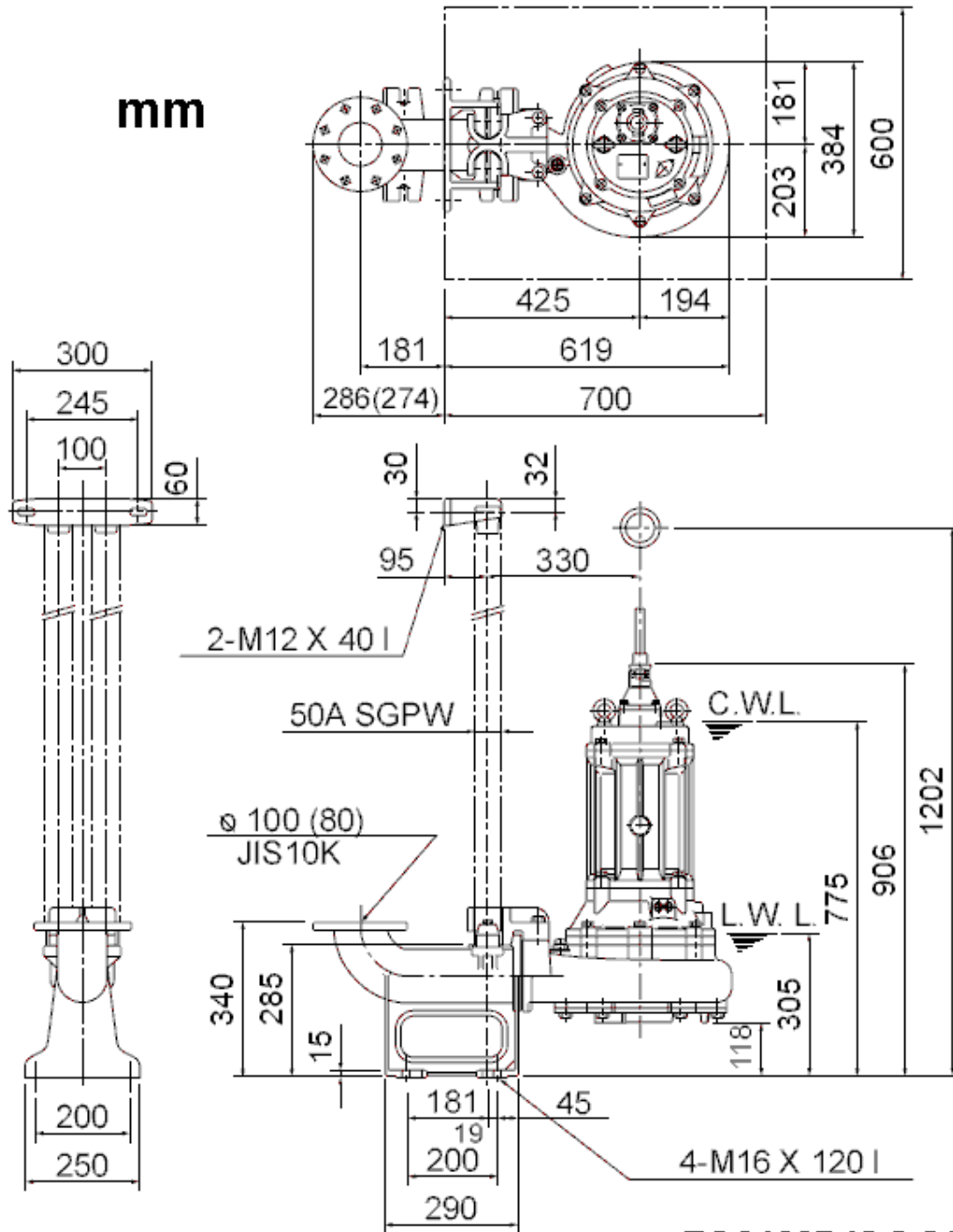
# Performance curve

## 100B45.5-54

Discharge port	4"
Head	26.0 m
Flow	34.5 l/s
Rated power	5.50 kW
Power input	6.96 kW
Phases	3~
Voltages	400 V
Frequency	50 Hz
Rated current	12.1 A
Starting current	63.04 A
Number of poles	4
Speed	1443 1/min
Starting mode	Directly
Insulation class	F



# Dimensions TOS100B45.5-54



**TOS100B45.5-54**

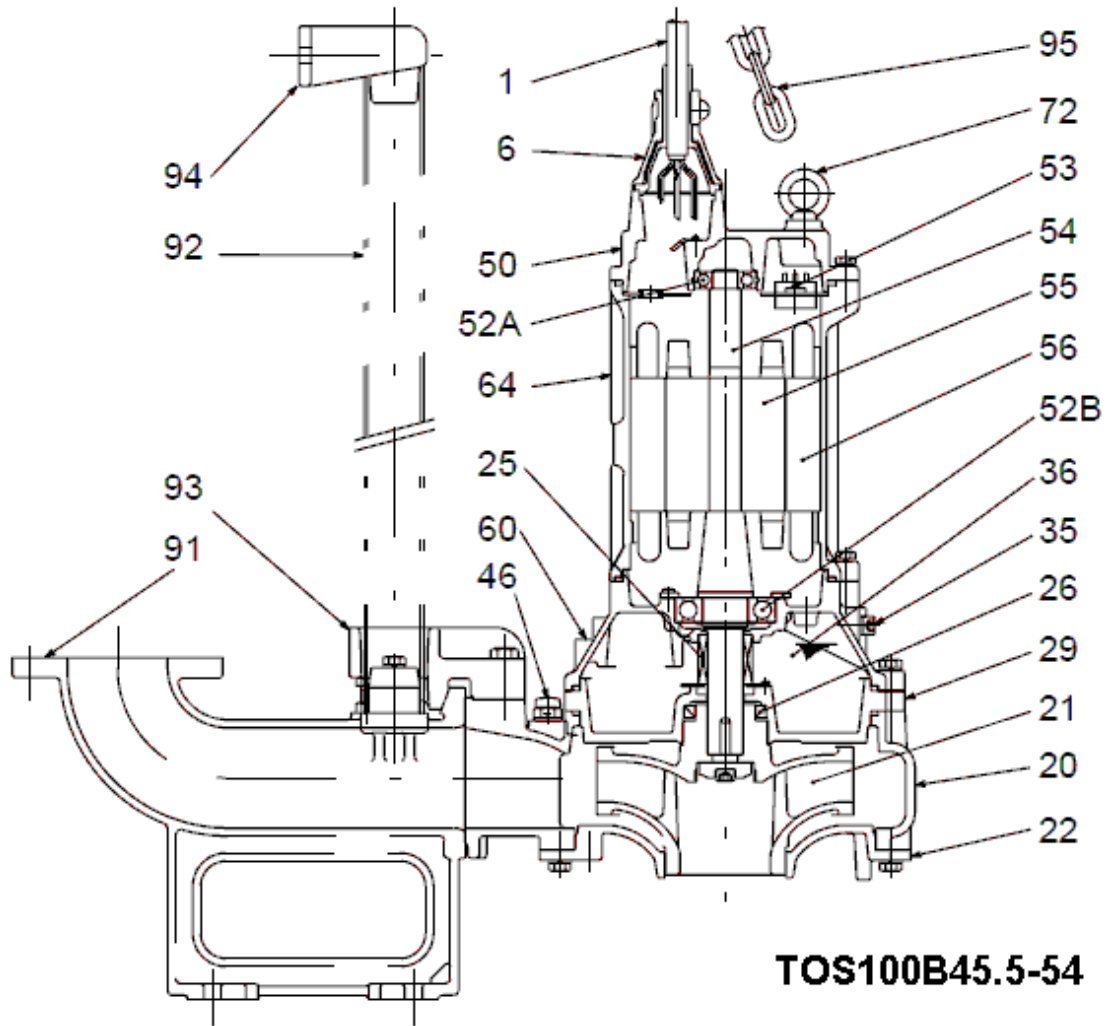
**CWL: Continuous running water level**  
**LWL: Lowest running water level**



Tsurumi Europe GmbH  
16.10.2018 V.18 / 1.10.2015

Helstorfer Str. 14 \* 40472 Düsseldorf \* Germany  
Tel.: +49-211-4179373 sales@tsurumi.eu  
Fax: +49-211-417937-480 www.tsurumi.eu

# Sectional drawing TOS100B45.5-54



No.	Description	Remark	No.	Description	Remark
1	Cable	10m H07RN-F 4Cx2,5mm <sup>2</sup>	55	Rotor	.
6	Cable entry	FC200 (EN-GJL-200)	56	Stator	.
20	Pump casing	FC200 (EN-GJL-200)	60	Bearing Housing	FC200 (EN-GJL-200)
21	Impeller	FC200 (EN-GJL-200)	64	Motor Frame	FC200 (EN-GJL-200)
22	Suction cover	FC200 (EN-GJL-200)	72	Eye screw (2x)	Construction steel SS400
25	Mechanical seal	H-35A	91	duck foot bend	FC200 (EN-GJL-200)
26	Oil seal	TC608212	92	Guide pipe (option) (2x)	Galvanized steel pipe
29	Oil casing	FC200 (EN-GJL-200)	93	guide support	FCD45 (EN-GJS-450-10)
35	Oil screw	DIN 1.4301 (EN-X5CrNi 18-10)	94	Guide pipe holder	FCD45 (EN-GJS-450-10)
36	Lubrikant	Turbine oil (ISO VG32)	95	Chain	Construction steel SS400
46	Air vent valve	Nylon			
50	Motor cover	FC200 (EN-GJL-200)			
52A	Upper bearing	6305ZZC3			
52B	Lower bearing	6309ZZC3			
53	Motor Protector 380/400/415V	50Hz KA314-HRXL00 (H.C)			
54	Shaft	DIN 1.4000 (EN-X6Cr13)			