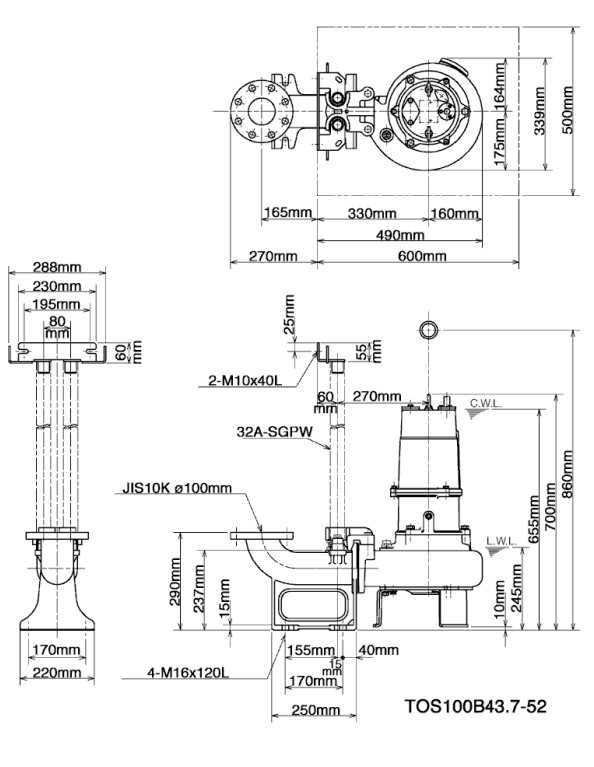
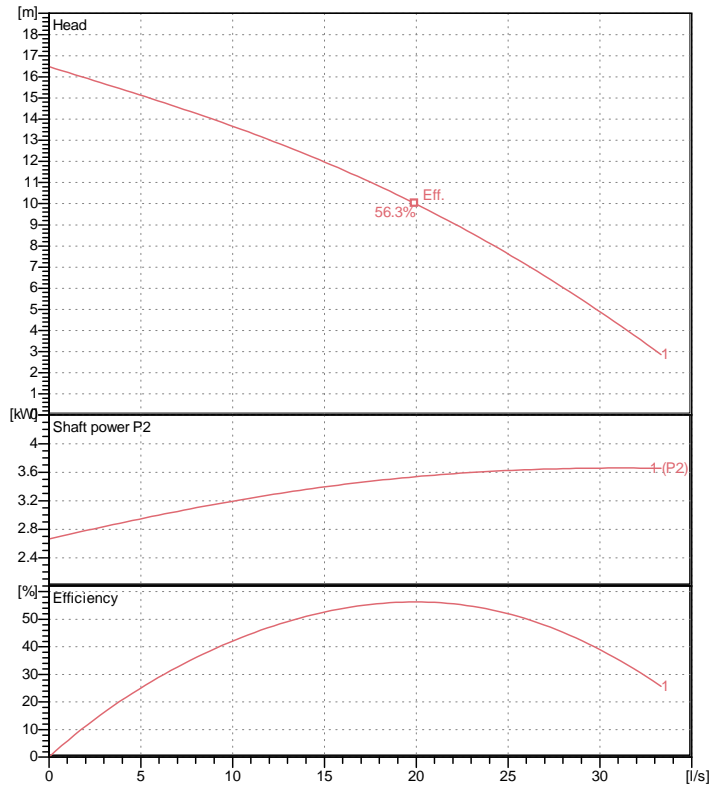


# Data sheet 100B43.7-52



CWL: Continuous running water level  
LWL: Lowest running water level



## Specification

Electric submersible pump  
Degree of protection IP 68  
Depth of submersion max. 15 m  
Type of impeller Single channel impeller  
Free passage 53 mm  
Suitable for:  
sewage water

## Electric motor

Dry-type submersible induction motor  
Insulation class E 4Poles 1410 1/min  
Starting mode Directly  
Rated voltage 400 V 50 Hz 3~  
Power uptake 4.59 kW  
Rated power 3.70 kW  
Rated current 7.9 A  
Start current 49.0 A

## Cable

10m H07RN-F 4Cx1,5mm<sup>2</sup>

## Motor Protection

Circle thermal protector  
(snap-action bi-metal device)

## Shaft seal

Double inside mechanical seal in oil bath  
additional lubrication by oil lifting device

Primary seal  
Silicon carbide on silicon carbide  
Secondary seal  
Ceramic on carbon

## Bearings

Shielded ball bearings, maintenance-free

## Materials

Impeller	FC200 (EN-GJL-200)
Pump casing	FC200 (EN-GJL-200)
Suction cover	FCD700 (EN-GJS-700-2)
Motor Frame	FC200 (EN-GJL-200)
Shaft	SUS420J2 (EN-X30Cr13)

## Discharge size

4" (100mm) JIS 10K screwed-in mating flange  
guide rail fitting optional

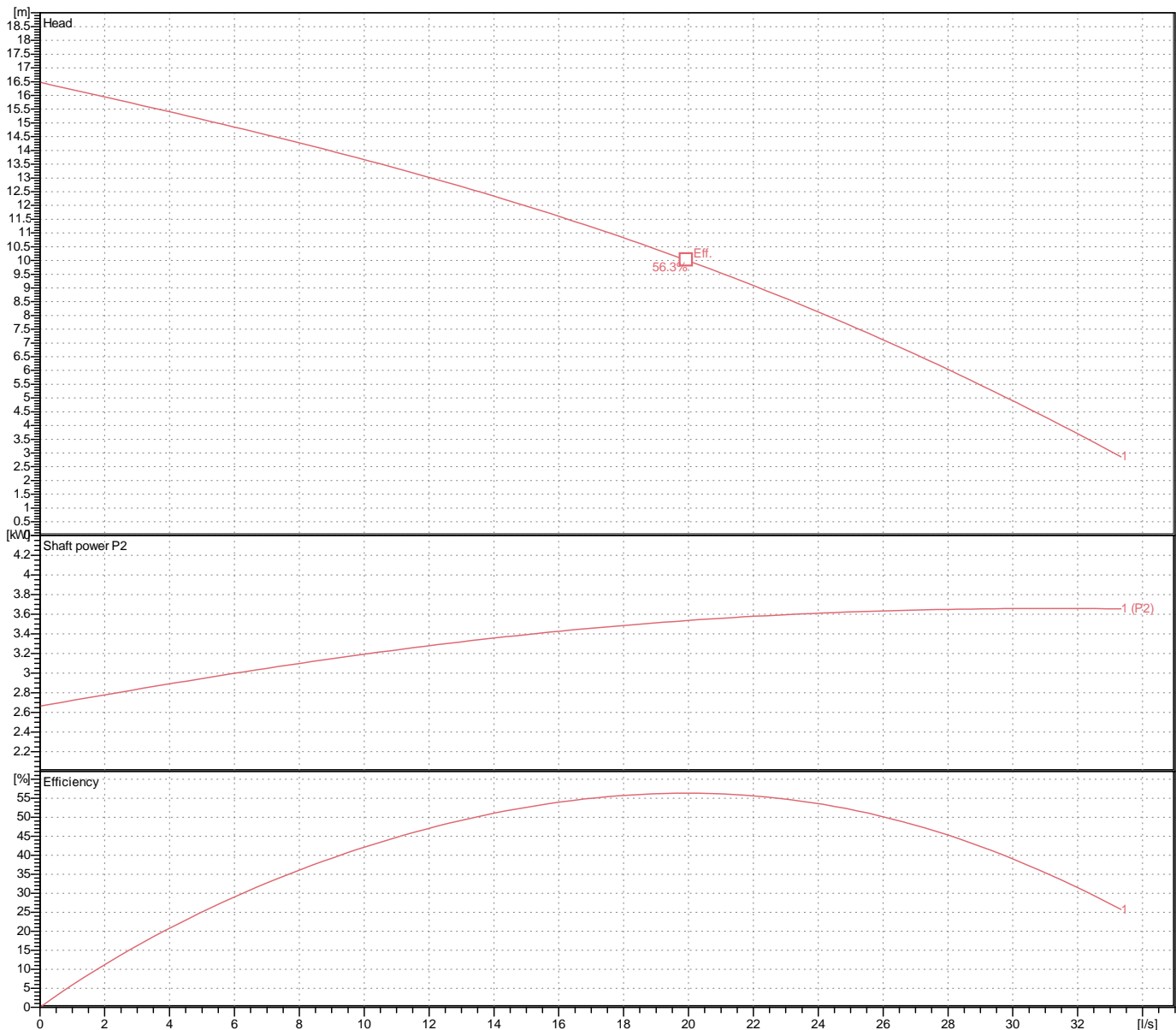
## Weight

80 kg (dry weight of the pump only without cable)

# Performance curve

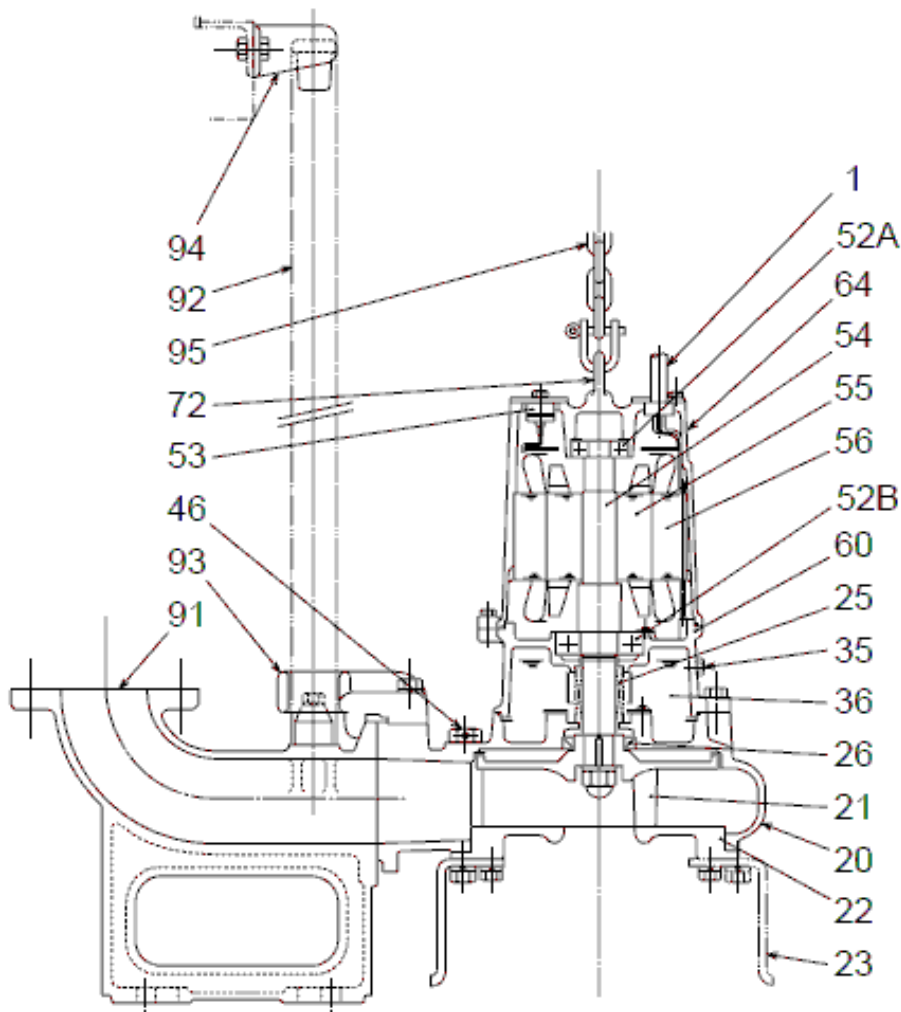
## 100B43.7-52

Discharge port	4"
Head	16.5 m
Flow	33.3 l/s
Rated power	3.70 kW
Power input	4.59 kW
Phases	3~
Voltages	400 V
Frequency	50 Hz
Rated current	7.9 A
Starting current	48.98 A
Number of poles	4
Speed	1410 1/min
Starting mode	Directly
Insulation class	E





# Sectional drawing TOS100B43.7-52



**TOS100B43.7-52**

No.	Description	Remark	No.	Description	Remark
1	Cable	H07RN-F	56	Stator	.
20	Pump casing	FC200 (EN-GJL-200)	60	Bearing Housing	FC200 (EN-GJL-200)
21	Impeller	FC200 (EN-GJL-200)	64	Motor Frame	FC200 (EN-GJL-200)
22	Suction cover	FCD700 (EN-GJS-700-2)	72	Eye screw (2x)	SUS304 (EN-X5CrNi18-10)
23	Stand support (3x)	Construction steel SS400	91	duck foot bend	FC200 (EN-GJL-200)
25	Mechanical seal	H-35A	92	Guide pipe (option) (2x)	Galvanized steel pipe
26	Oil seal	TC507212	93	guide support	FCD45 (EN-GJS-450-10)
30	Oil distributor	Plastic	94	Guide pipe holder	SUS304 (EN-X5CrNi18-10)
35	Oil screw	SUS304 (EN-X5CrNi18-10)	95	Chain	Construction steel SS400
36	Lubricant	Turbine oil (ISO VG32)			
46	Air vent screw	Nylon			
52A	Upper bearing	6304ZZC3			
52B	Lower bearing	6309ZZC3			
53	Motor Protector 380/400/415V	50Hz KA314-HRXL00 (H.C)			
54	Shaft	SUS420J2 (EN-X30Cr13)			
55	Rotor	.			