

11 DSP / DSPK Series Sewage Pumps

DSP/DSPK SEWAGE PUMPS



- Liquid temperature : 0~40°C / 32~104°F
- HP range : 1~15HP / 0.75~11KW
- PH : 6~8
- Rated Speed : 2900 / 3450 rpm
- Protection class : IP68
- Maximum depth : 8M

Features

- 1 - The seal and flow channel are separated to reduce negative pressure.
- 2 - Solid single impeller, strong liquid carrier.
- 3 - The material of impeller and base plate are FCD45.(Hardness treatment:58)
- 4 - H class motor insulation.(180?)
- 5 - The cutter is made of tungsten steel.

Applications

- 1 - Industrial sewage discharge
- 2 - Environmental protection system
- 3 - Removable pedestal

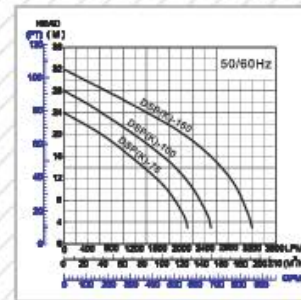
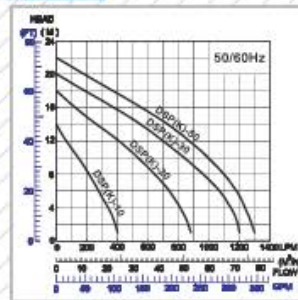
Specification

Model No.	Output HP	Outlet mm	Pass Solid inch	Max Flow(LPM)	LPM Flow @ Head					Max Head(M)	Dimension L x W x H(mm)	Weight Kg		
					3M	5M	9M	12M	15M					
DSP(K)-10	1	0.8	50	2"	30	400	370	270	190	80	-	14	250 x 183 x 487	31
DSP(K)-20	2	1.5	80	3"	40	880	840	740	590	410	190	18	400 x 240 x 545	37
DSP(K)-30	3	2.2	80	3"	40	1200	1170	1070	900	700	470	20	425 x 220 x 615	55
DSP(K)-50	5	3.7	100	4"	45	1300	1260	1180	1050	870	650	22	425 x 220 x 615	57

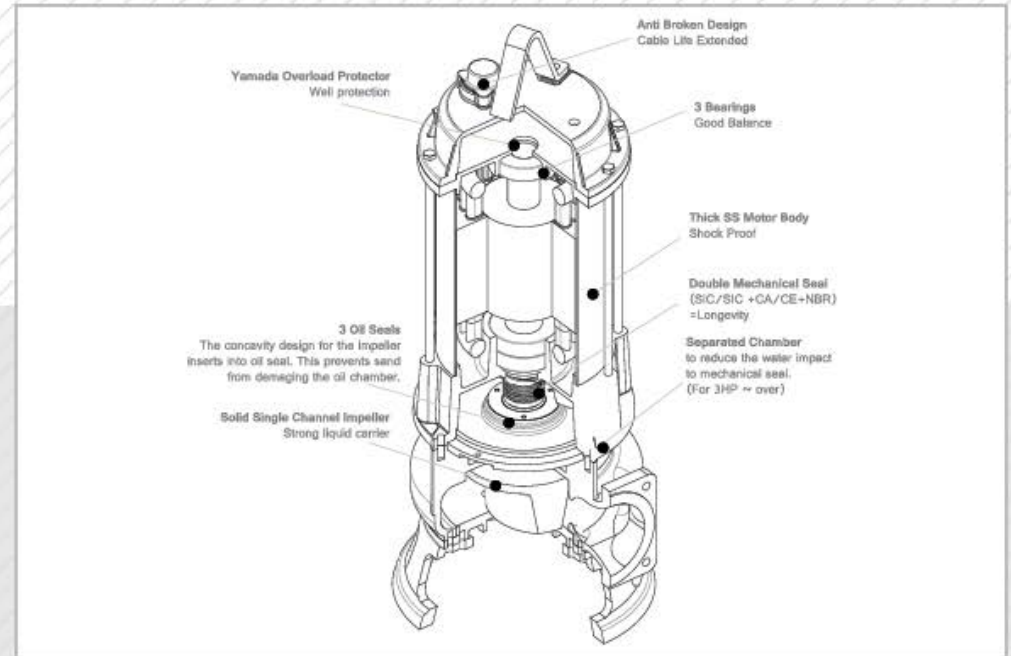
Model No.	Output HP	Outlet mm	Pass Solid inch	Max Flow(LPM)	LPM Flow @ Head					Max Head(M)	Dimension L x W x H(mm)	Weight Kg		
					5M	10M	15M	20M	25M					
DSP(K)-75	7.5	5.5	100	4"	50	2100	2050	1750	1250	850	-	24	485 x 300 x 735	99
DSP(K)-100	10	7.5	150	6"	65	2500	2450	2200	1800	1200	500	28	485 x 300 x 840	109
DSP(K)-150	15	11	150	6"	65	3200	3150	2950	2600	2050	1250	32	585 x 340 x 875	149

*K means cutter impeller

Curve



Sectional View



Standard Accessories

Model No.	Accessories	Pedestal Type
DSP(K)-10	Flange, Hose connection	TOS-SG
DSP(K)-20	Elbow, Flange	TOS-L3
DSP(K)-30	Elbow, Flange	TOS-L3
DSP(K)-50	Elbow, Flange	TOS-L3
DSP(K)-75	Elbow, Flange	TOS-X4
DSP(K)-100	Elbow, Flange	TOS-X6
DSP(K)-150	Elbow, Flange	TOS-X6



Dimension

Model	Dimension									
	L	W	W1	W2	H	H1	H2	H3	H4	G
DSP(K)-10	250	183	96	125	490	260	106	98	120	2

