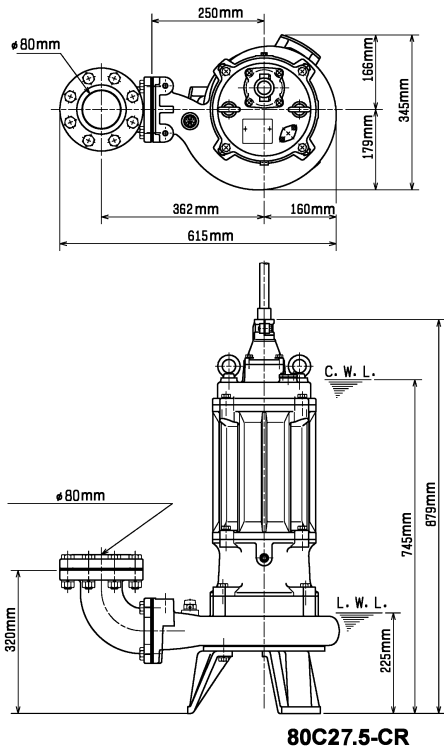
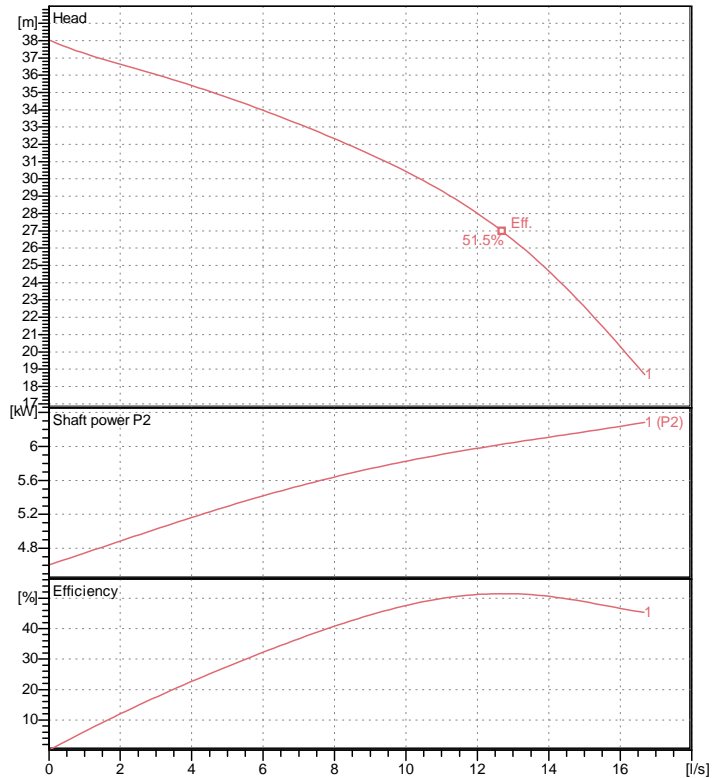


Data sheet 80C27.5-CR-51



80C27.5-CR

CWL: Continuous running water level
LWL: Lowest running water level



Specification

Electric submersible pump
Degree of protection IP 68
Depth of submersion max. 15 m
Type of impeller Dual channel impeller
Free passage 23 mm
Suitable for:
sewage water and liquids carrying solids

Electric motor

Dry-type submersible induction motor
Insulation class F 2Poles 2945 1/min
Starting mode Directly
Rated voltage 400 V 50 Hz 3~
Power uptake 10.20 kW
Rated power 7.50 kW
Rated current 16.5 A
Start current 118.0 A

Cable

10m H07RN-F 4Cx4mm²

Motor Protection

Circle thermal protector
(snap-action bi-metal device)

Shaft seal

Double inside mechanical seal in oil bath
additional lubrication by oil lifting device

Primary seal

Silicon carbide on silicon carbide

Secondary seal

Silicon carbide on silicon carbide

Bearings

Shielded ball bearings, maintenance-free

Materials

Impeller

Chromium Iron HiCrFC + Tungsten Carbide

Pump casing

FC200 (EN-GJL-200)

Suction cover

Chromium Iron HiCrFC

Motor Frame

FC200 (EN-GJL-200)

Shaft

SUS420J2 (EN-X30Cr13)

Discharge size

3" (80mm) special screwed-in mating flange
guide rail fitting optional

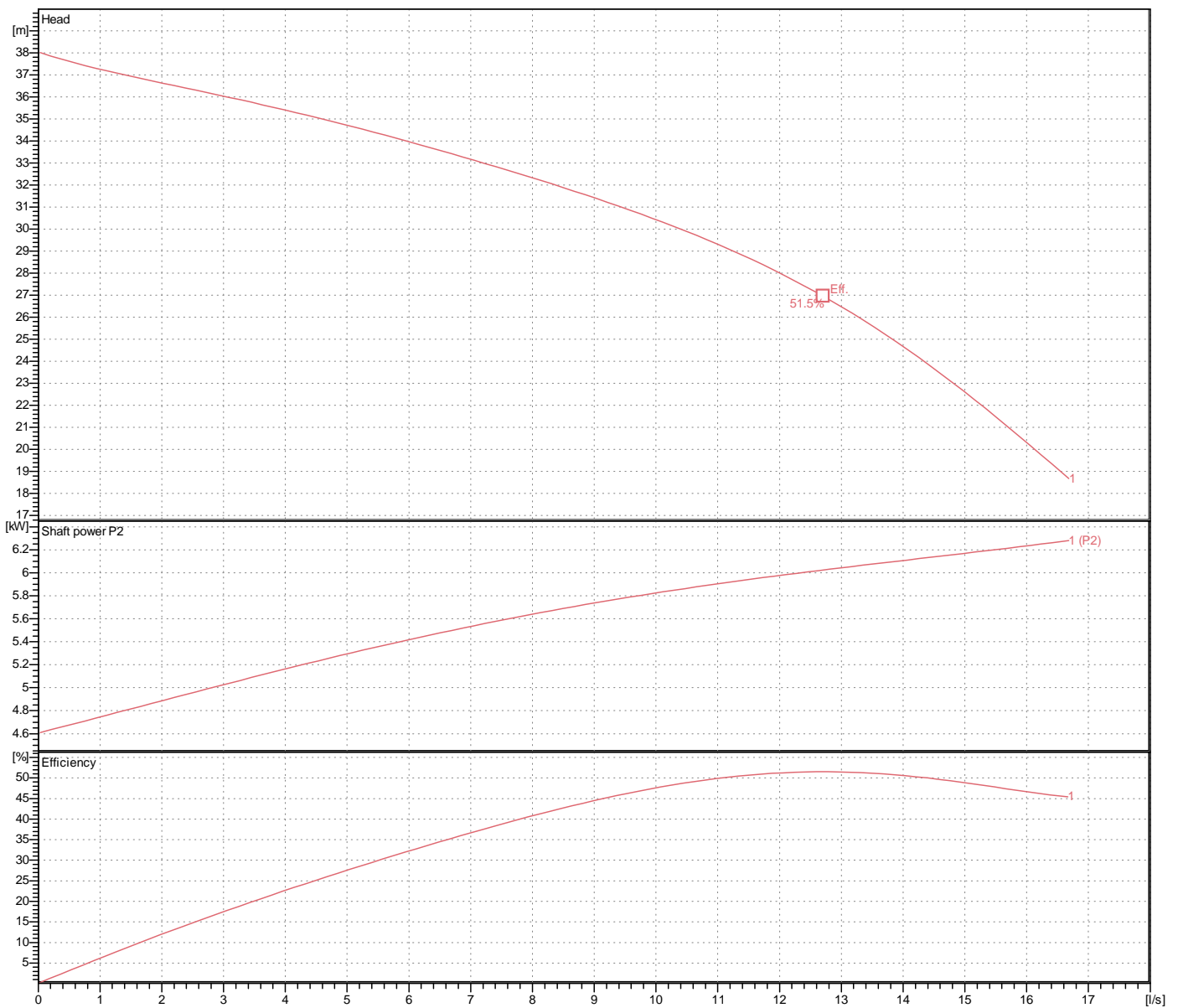
Weight

130 kg (dry weight of the pump only without cable)

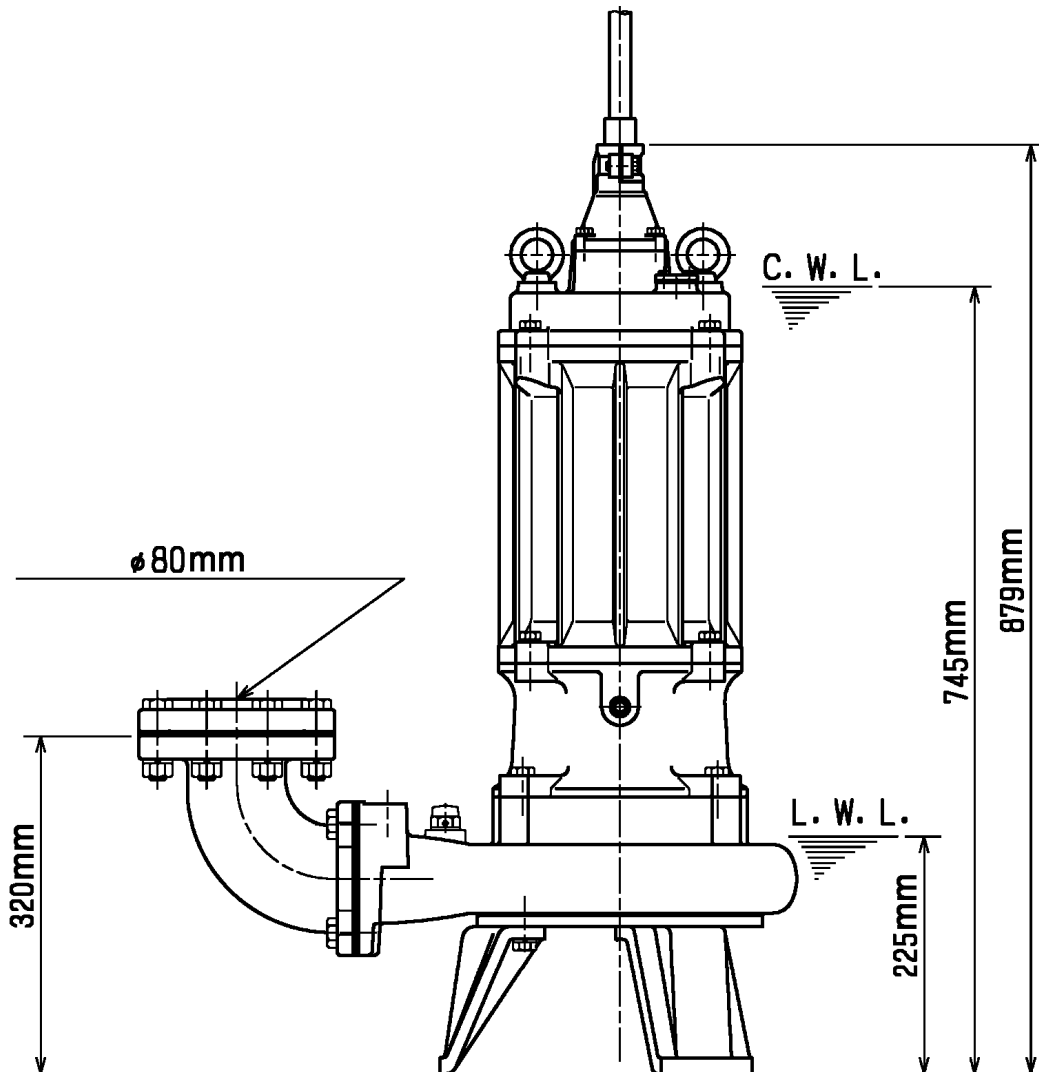
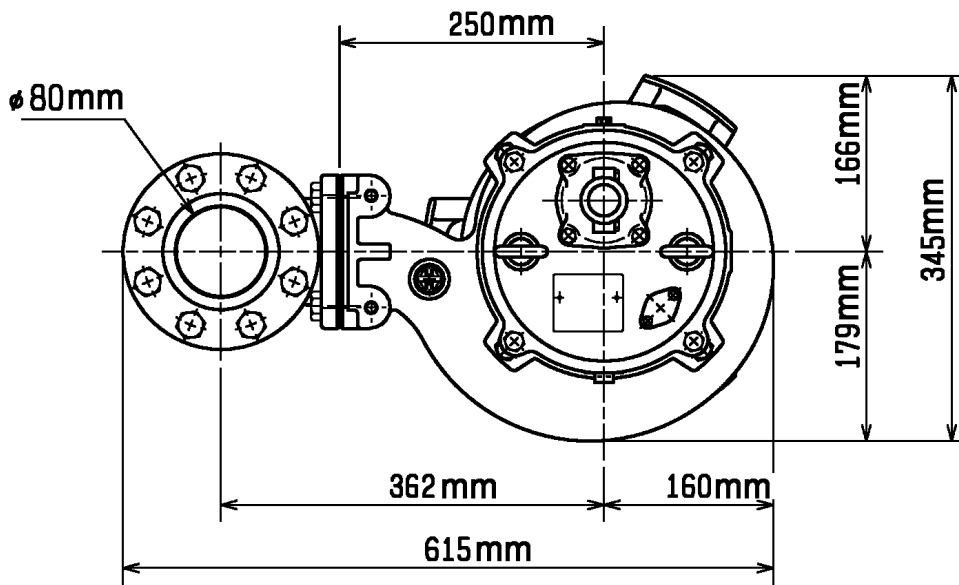
Performance curve

80C27.5-CR-51

Discharge port	3"
Head	38.0 m
Flow	16.7 l/s
Rated power	7.50 kW
Power input	10.20 kW
Phases	3~
Voltages	400 V
Frequency	50 Hz
Rated current	16.5 A
Starting current	117.98 A
Number of poles	2
Speed	2945 1/min
Starting mode	Directly
Insulation class	F



Dimensions 80C27.5-CR-51



80C27.5-CR

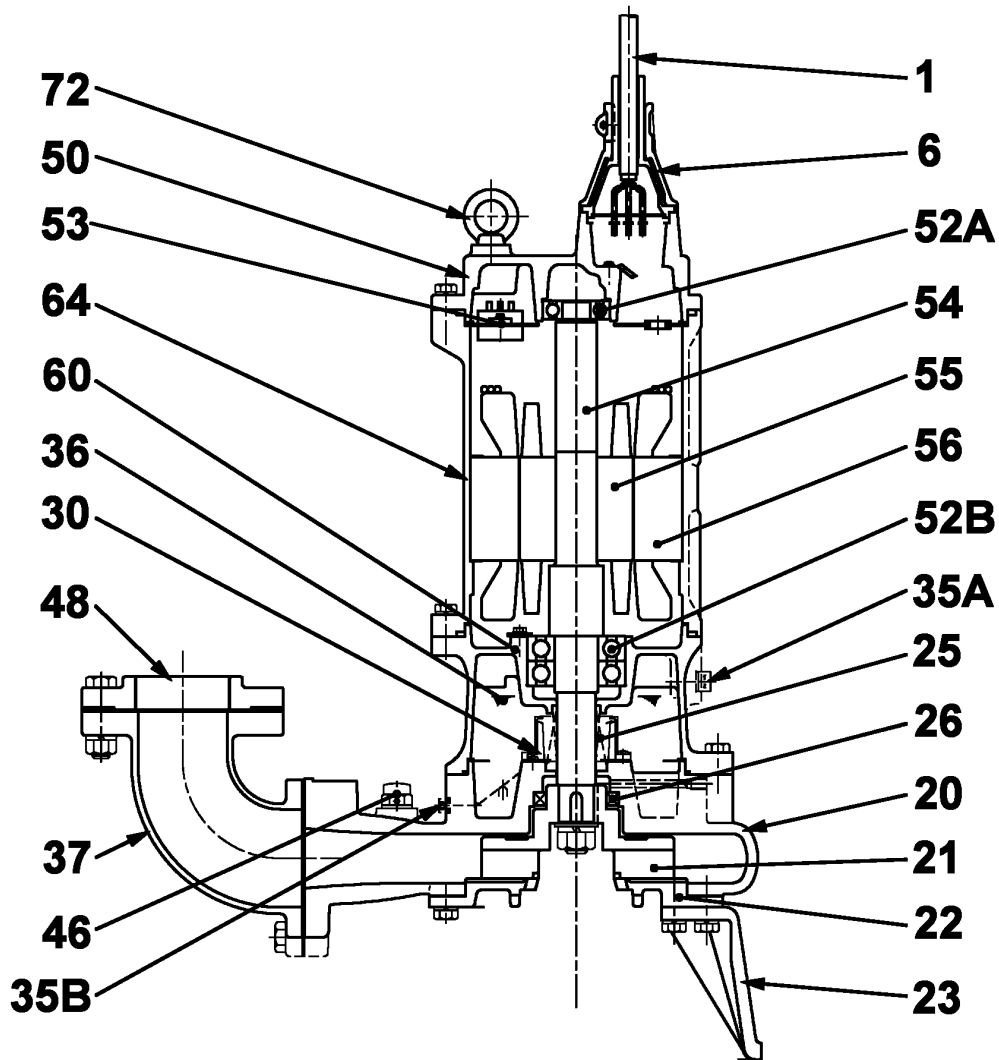
CWL: Continuous running water level
LWL: Lowest running water level

 **TSURUMI PUMP**

Tsurumi Europe GmbH
17.10.2018 V.18 / 1.10.2015

Heltorfer Str. 14 * 40472 Düsseldorf * Germany
Tel.: +49-211-4179373 sales@tsurumi.eu
Fax: +49-211-417937-480 www.tsurumi.eu

Sectional drawing 80C27.5-CR-51



80C27.5-CR

No.	Description	Remark	No.	Description	Remark
1	Cable	H07RN-F	53	Motor Protector 380/400/415V-50Hz KA314-HRXL00 (H.C)	
6	Stuffing box	FC200 (EN-GJL-200)	54	Shaft	SUS420J2 (EN-X30Cr13)
20	Pump casing	FC200 (EN-GJL-200)	55	Rotor	.
21	Impeller	Chromium Iron HiCrFC + Tungsten Carbide	56	Stator	.
22	Suction cover	Chromium Iron HiCrFC	60	Bearing Housing	FC200 (EN-GJL-200)
23	Stand support (3x)	FC200 (EN-GJL-200)	64	Motor Frame	FC200 (EN-GJL-200)
25	Mechanical seal	H-30	72	Eye screw (2x)	Construction steel SS400
26	Oil seal	TC557812			
35A	Oil screw	SUS304 (EN-X5CrNi18-10)			
35B	Oelschraube.	SUS304 (EN-X5CrNi18-10)			
36	Lubricant	Turbine oil (ISO VG32)			
37	Discharge bend	FC200 (EN-GJL-200)			
46	Air vent screw	Nylon			
48	Screwed Flange	FC200 (EN-GJL-200)			
52A	Upper bearing	6305ZZC3			
52B	Lower bearing	6308ZZD2C3			