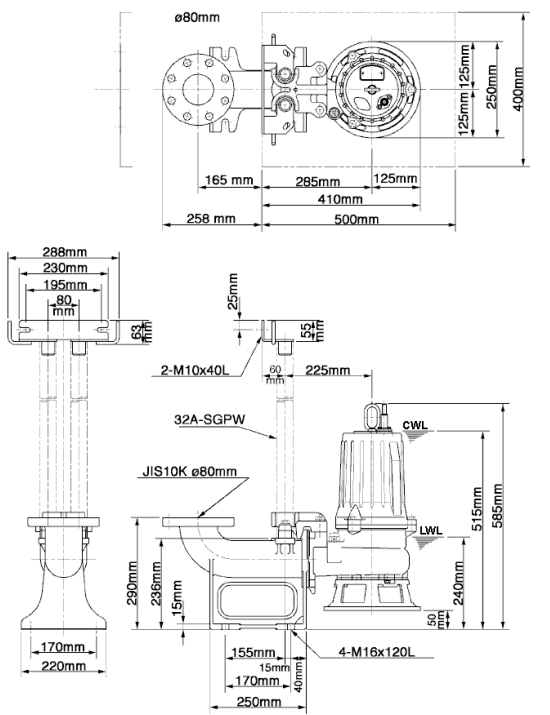
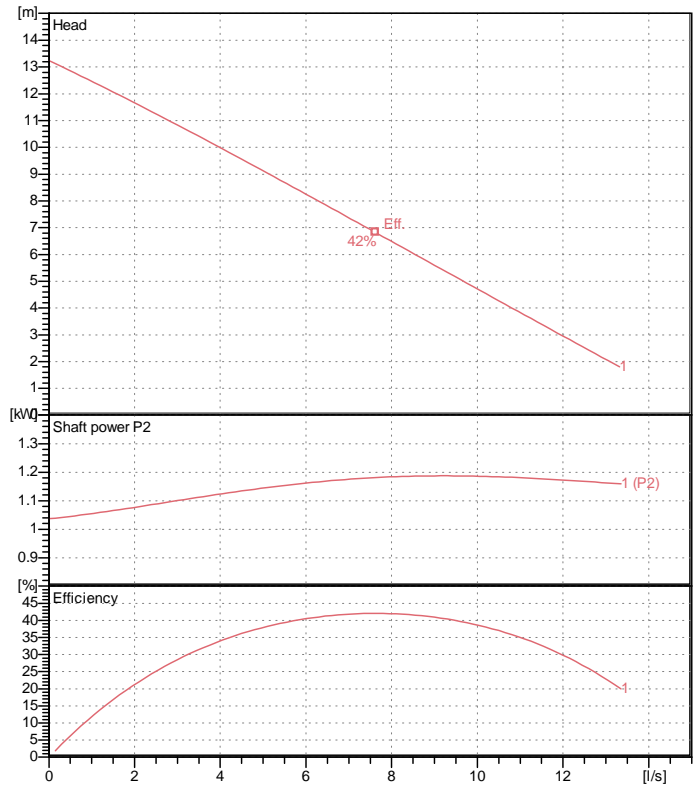


# Data sheet 80C21.5-52



TOS80C21.5-52 (A-11478-1)

CWL: Continuous running water level  
LWL: Lowest running water level



## Specification

Electric submersible pump  
Degree of protection IP 68  
Depth of submersion max. 15 m  
Type of impeller Single channel impeller  
Free passage 37 mm  
Suitable for:  
sewage water and liquids carrying solids

## Electric motor

Dry-type submersible induction motor  
Insulation class F 2Poles 2840 1/min  
Starting mode Directly  
Rated voltage 400 V 50 Hz 3~  
Power uptake 2.15 kW  
Rated power 1.50 kW  
Rated current 3.5 A  
Start current 22.0 A

## Cable

10m H07RN-F 4Cx1,5mm<sup>2</sup>

## Motor Protection

Miniature protector in windings  
(snap-action bi-metal device)

## Shaft seal

Double inside mechanical seal in oil bath  
additional lubrication by oil lifting device

Primary seal  
Silicon carbide on silicon carbide  
Secondary seal  
Silicon carbide on silicon carbide

## Bearings

Shielded ball bearings, maintenance-free

## Materials

Impeller  
FC20 (EN-GJL-200) + Tungsten carbide  
Pump casing FC200 (EN-GJL-200)  
Suction cover FCD700 (EN-GJS-700-2)  
Motor Frame FC150 (EN-GJL-150)  
Shaft SUS420J2 (EN-X30Cr13)

## Discharge size

3" (80mm) special screwed-in mating flange  
guide rail fitting optional

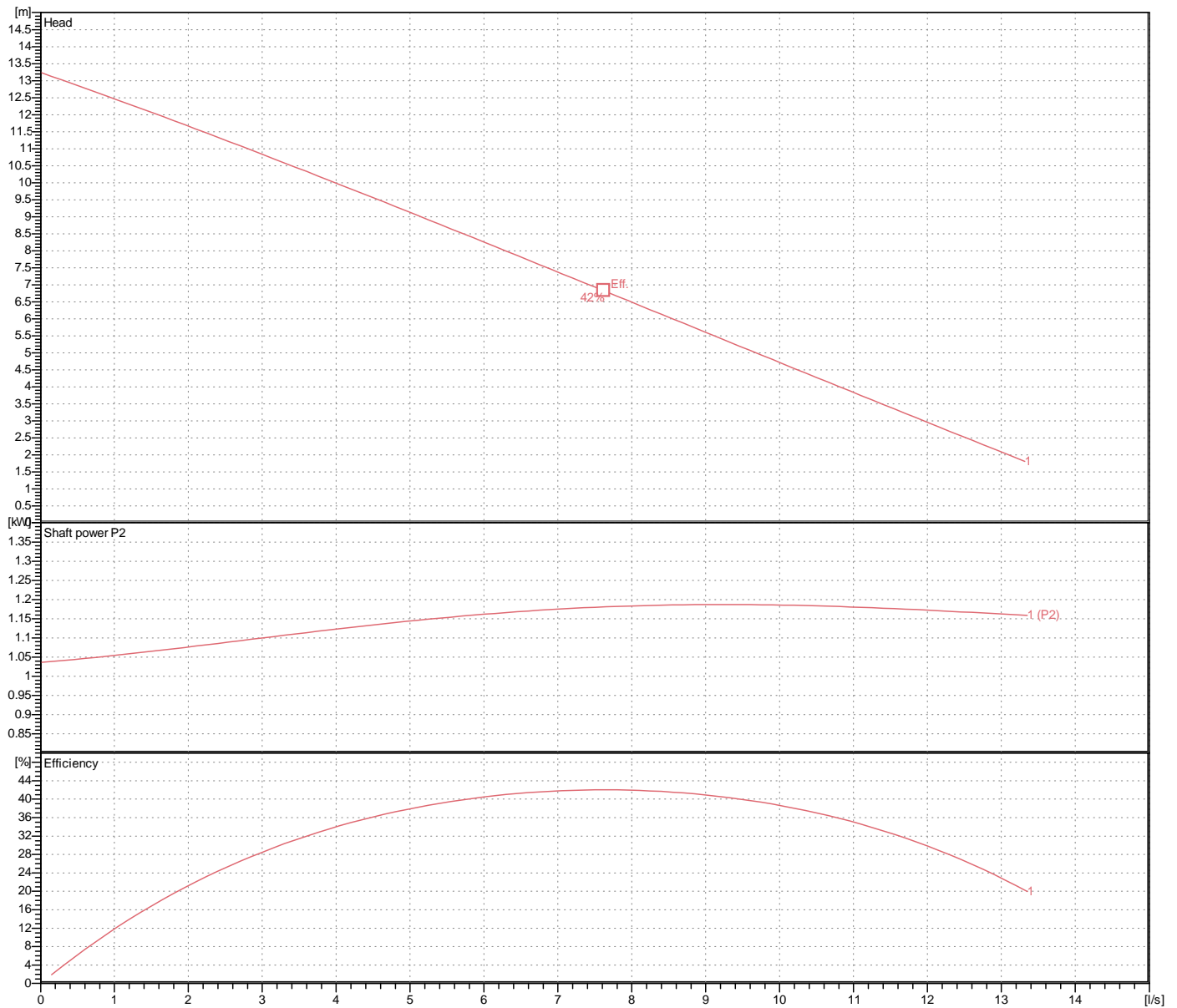
## Weight

34 kg (dry weight of the pump only without cable)

# Performance curve

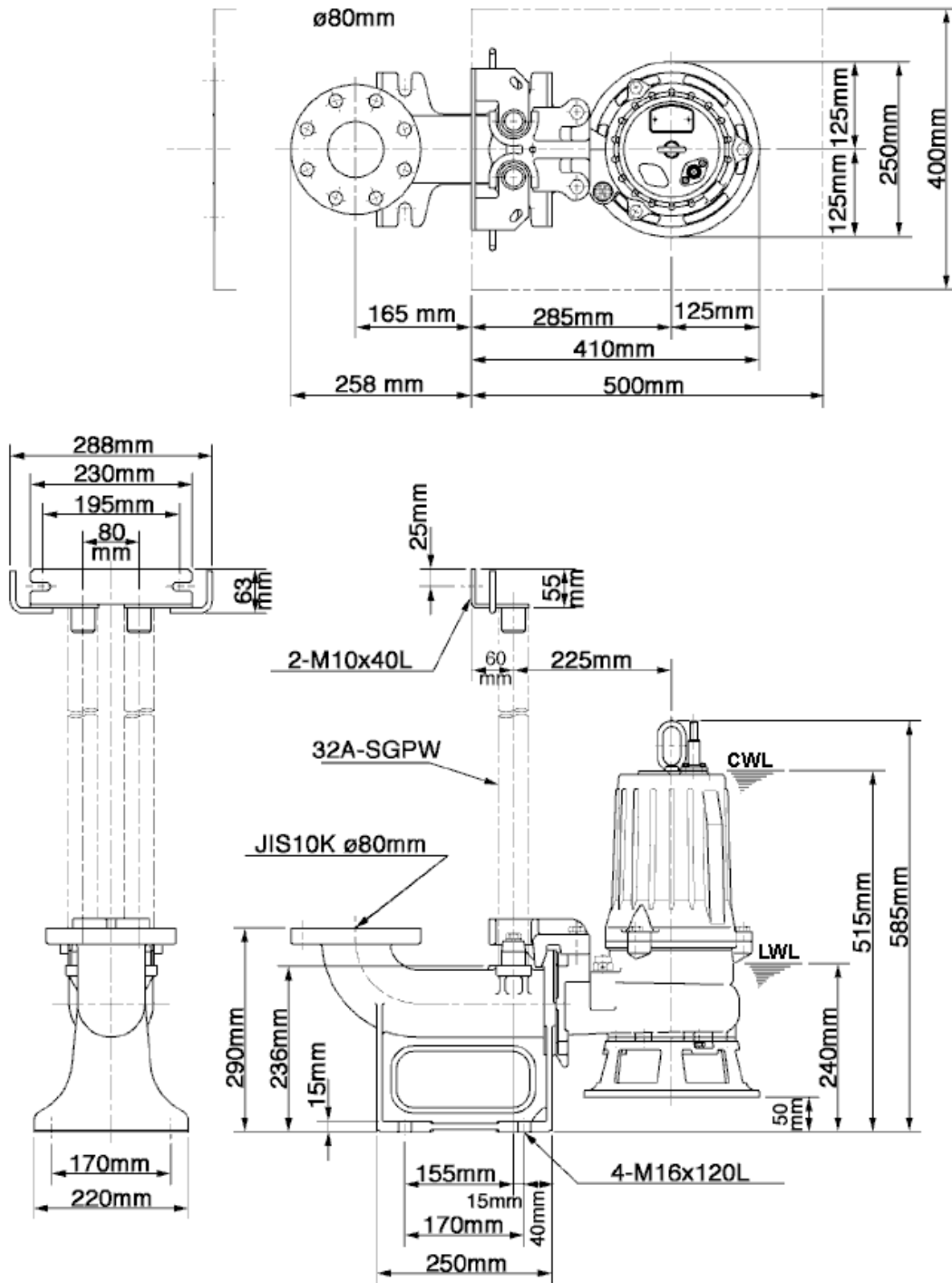
## 80C21.5-52

Discharge port	3"
Head	13.2 m
Flow	13.3 l/s
Rated power	1.50 kW
Power input	2.15 kW
Phases	3~
Voltages	400 V
Frequency	50 Hz
Rated current	3.5 A
Starting current	22.02 A
Number of poles	2
Speed	2840 1/min
Starting mode	Directly
Insulation class	F



# Dimensions

## TOS80C21.5-52



TOS80C21.5-52 (A-11478-1)

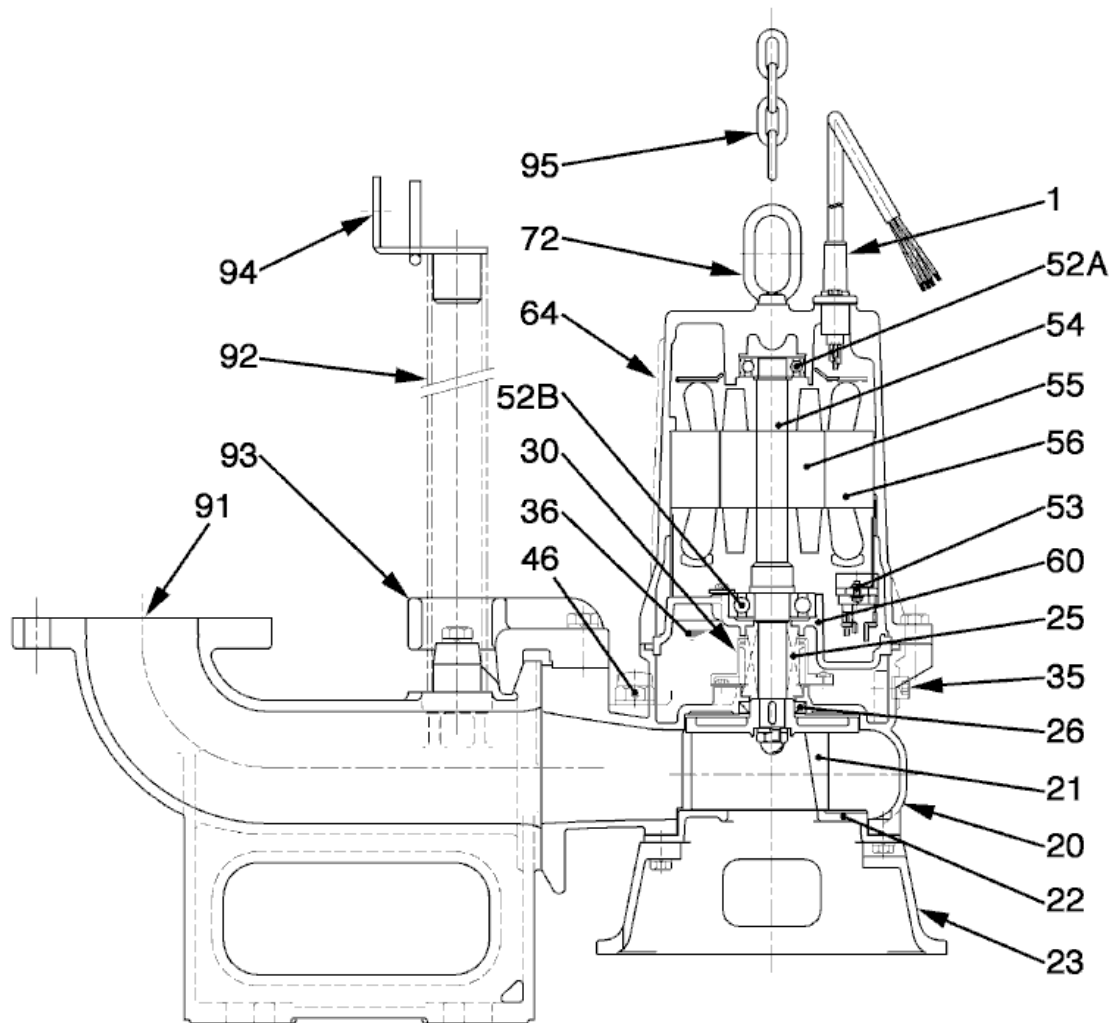
CWL: Continuous running water level  
LWL: Lowest running water level

 **TSURUMI PUMP**

Tsurumi Europe GmbH  
17.10.2018 V.18 / 1.10.2015

Helstorfer Str. 14 \* 40472 Düsseldorf \* Germany  
Tel.: +49-211-4179373 sales@tsurumi.eu  
Fax: +49-211-417937-480 www.tsurumi.eu

# Sectional drawing TOS80C21.5-52



TOS80C21.5-52 (A-11481-1)

No.	Description	Remark	No.	Description	Remark
1	Cable	H07RN-F	56	Stator	.
20	Pump casing	FC200 (EN-GJL-200)	60	Bearing Housing	FC150 (EN-GJL-150)
21	Impeller	FC20 (EN-GJL-200) + Tungsten carbide	64	Motor Frame	FC150 (EN-GJL-150)
22	Suction cover	FCD700 (EN-GJS-700-2)	72	Eye screw	SUS304 (EN-X5CrNi18-10)
23	Stand support	FCD45 (EN-GJS-450-10)	91	duck foot bend	FC200 (EN-GJL-200)
25	Mechanical seal	H-20A	92	Guide pipe (option) (2x)	electroplated steel pipe
26	Oil seal	DD-32488	93	guide support	FCD45 (EN-GJS-450-10)
30	Oil distributor	Plastic	94	Guide pipe holder	SUS304 (EN-X5CrNi18-10)
35	Oil screw	SUS304 (EN-X5CrNi18-10)	95	Chain	Construction steel SS400
36	Lubricant	Turbine oil (ISO VG32)			
46	Air vent screw	Brass			
52A	Upper bearing	6204ZZC3			
52B	Lower bearing	6305ZZC3			
53	Motor Protector 380/400/415V	50Hz KA314-HRXL00 (H.C)			
54	Shaft	SUS420J2 (EN-X30Cr13)			
55	Rotor	.			