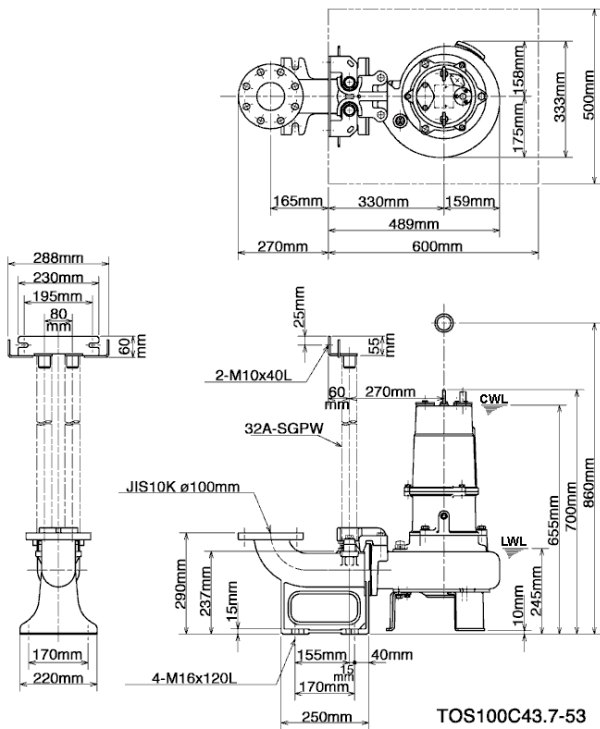
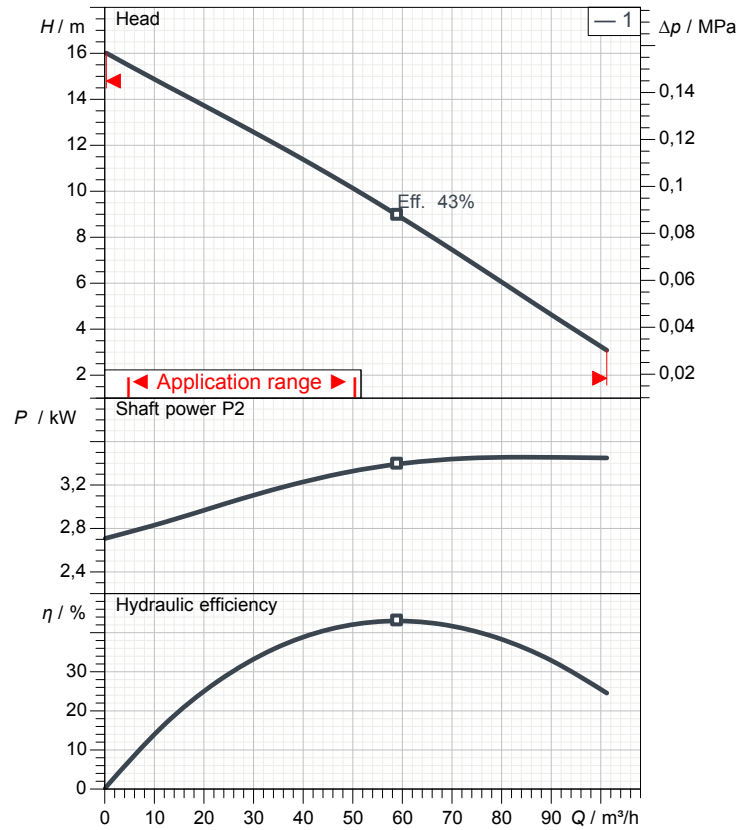


Data sheet 100C43.7-53



CWL: Continuous running water level
LWL: Lowest running water level



Specification

Electric submersible pump C-series
Degree of protection IP 68
Pressure resistance max. 15 m
Type of impeller single channel impeller
Free passage 60 mm
Suitable for:
sewage water and liquids carrying solids

Electric motor

Dry-type submersible induction motor
Insulation class E 4 Poles 1410 1/min
Starting mode Direct starting
Rated voltage 400 V 50 Hz 3~
Power uptake 4,59 kW
Rated power 3,70 kW
Rated current 7,9 A
Start current 49,0 A

Cable

10m H07RN-F 4Cx1,5mm²

Motor Protection

Miniature protector in windings
(snap-action bi-metal device)

Shaft seal

Double inside mechanical seal in oil bath
additional lubrication by oil lifting device
Primary seal
Silicon carbide on silicon carbide
Secondary seal
Silicon carbide on silicon carbide

Bearings

Shielded ball bearings, maintenance-free

Materials

Impeller
FC20 (EN-GJL-200) + Tungsten carbide
Pump casing FC200 (EN-GJL-200)
Suction cover FCD700 (EN-GJS-700-2)
Motor Frame FC200 (EN-GJL-200)
Shaft SUS420J2 (EN-X30Cr13)

Discharge size

4" (100mm) JIS 10K screwed-in mating flange
guide rail fitting optional

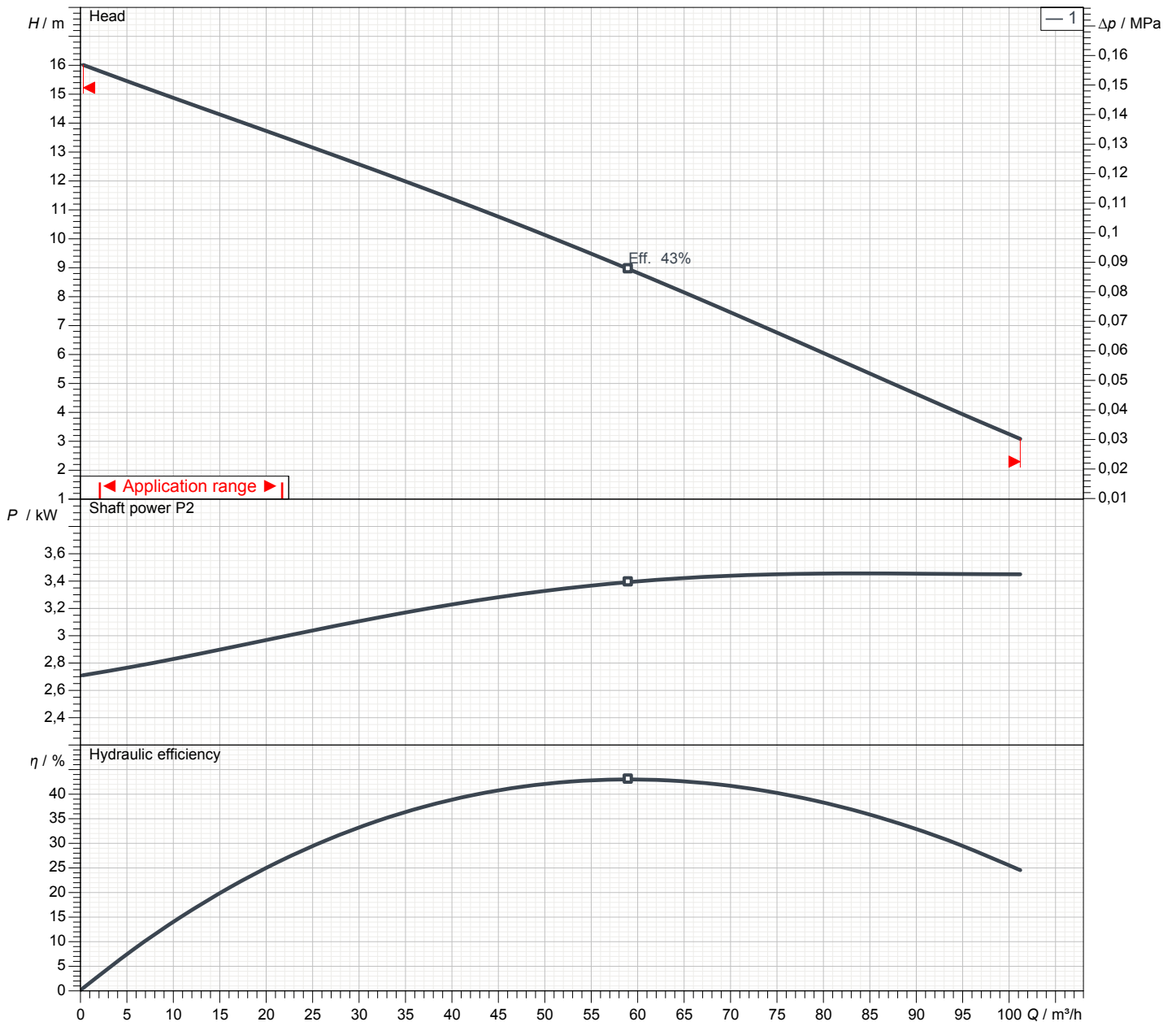
Weight

80 kg (dry weight of the pump only without cable)

Performance curve

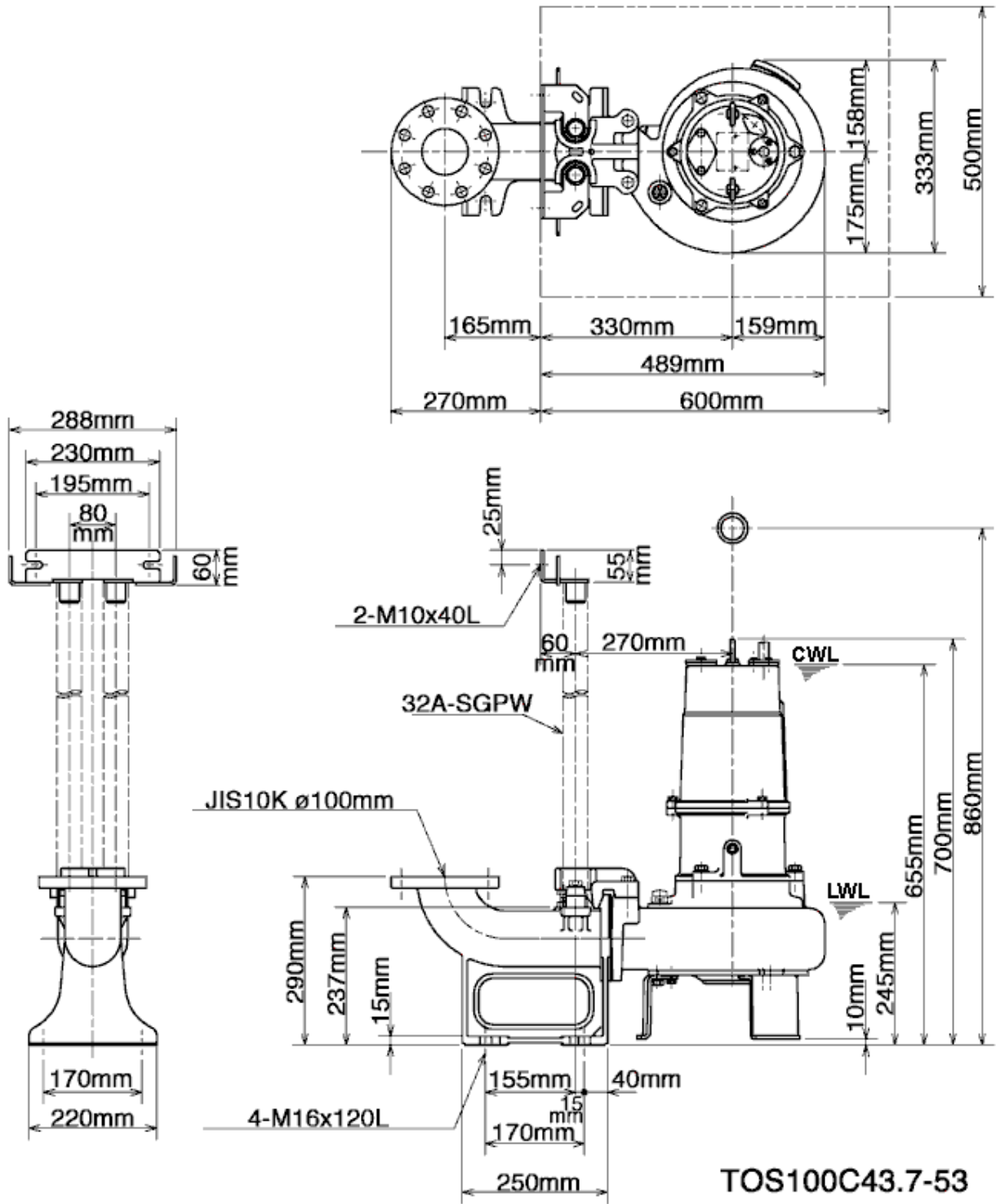
100C43.7-53

Discharge port	4"
Head	16,0 m
Flow	101,2 m³/h
Rated power	3,70 kW
Power input	4,59 kW
Phases	3~
Voltages	400 V
Frequency	50 Hz
Rated current	7,9 A
Starting current	48,98 A
Number of poles	4
Speed	1410 1/min
Starting mode	Direct starting
Insulation class	E



Dimensions

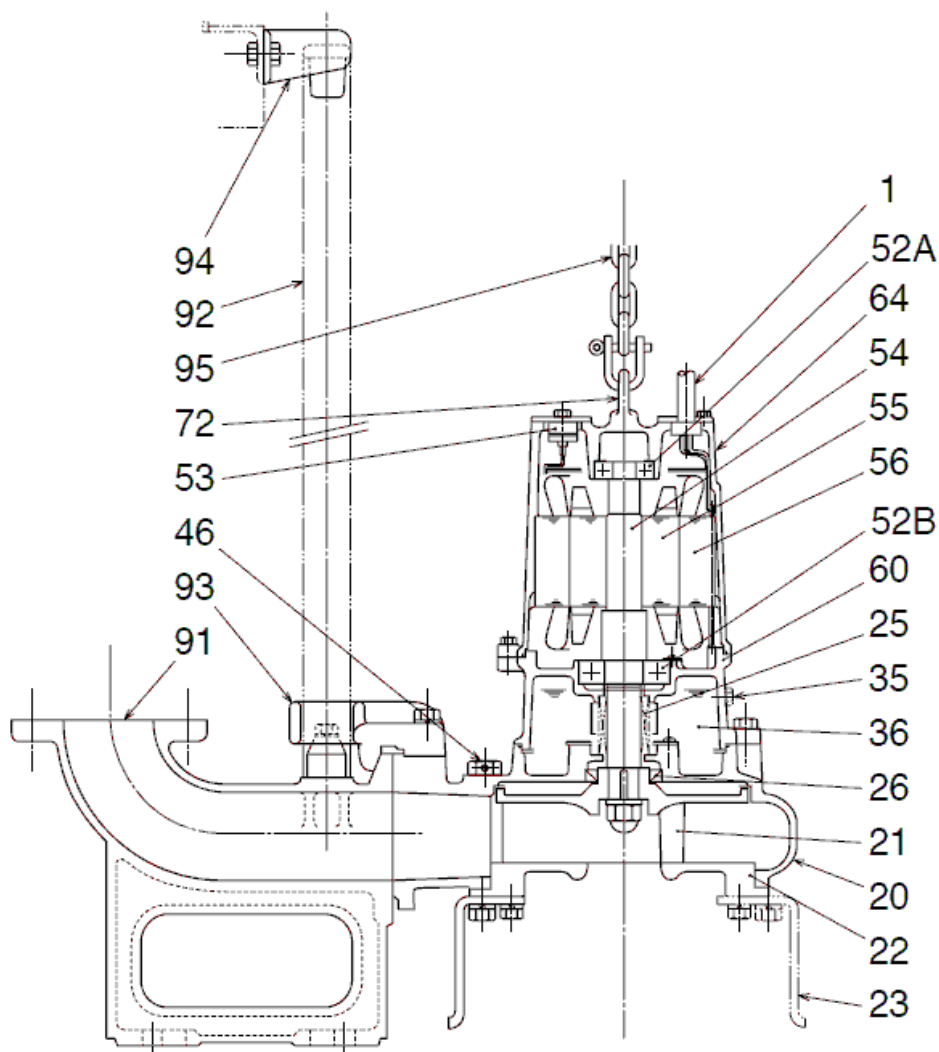
TOS100C43.7-53



TOS100C43.7-53

CWL: Continuous running water level
LWL: Lowest running water level

Sectional drawing TOS100C43.7-53



TOS100C43.7-52

No.	Description	Remark	No.	Description	Remark
1	Cable	H07RN-F	56	0--	.
20	Pump casing	FC200 (EN-GJL-200)	60	Bearing Housing	FC200 (EN-GJL-200)
21	Impeller	FC20 (EN-GJL-200) + Tungsten carbide	64	Motor Frame	FC200 (EN-GJL-200)
22	Suction cover	FCD700 (EN-GJS-700-2)	72	Eye screw (2x)	SUS304 (EN-X5CrNi18-10)
23	Stand support (3x)	Construction steel SS400	91	duck foot bend	FC200 (EN-GJL-200)
25	Mechanical seal	H-35A	92	Guide pipe (option) (2x)	electroplated steel pipe
26	Oil seal	TC58726	93	guide support	FCD45 (EN-GJS-450-10)
30	Oil distributor	Plastic	94	Guide pipe holder	SUS304 (EN-X5CrNi18-10)
35	Oil screw	SUS304 (EN-X5CrNi18-10)	95	Chain	Construction steel SS400
36	Lubricant	Turbine oil (ISO VG32)			
46	Air vent screw	Nylon			
52A	Upper bearing	6304ZZC3			
52B	Lower Bearing	6309ZZC3			
53	Motor Protector 380/400/415V-50Hz	KA314-HRXL00 (H.C)			
54	Shaft	SUS420J2 (EN-X30Cr13)			
55	Rotor	.			