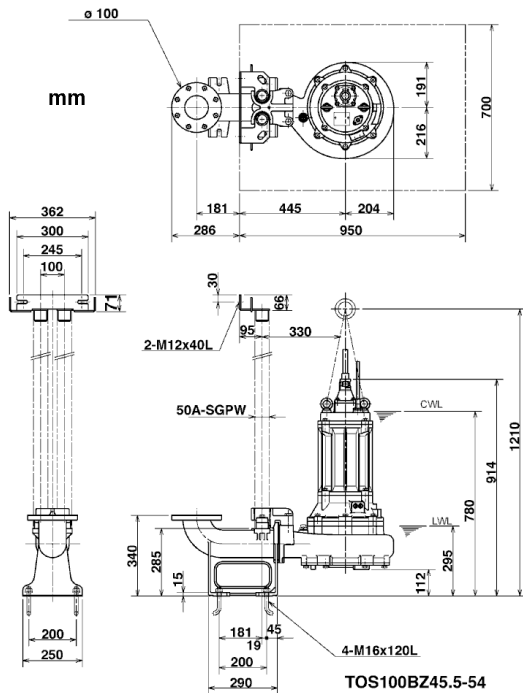
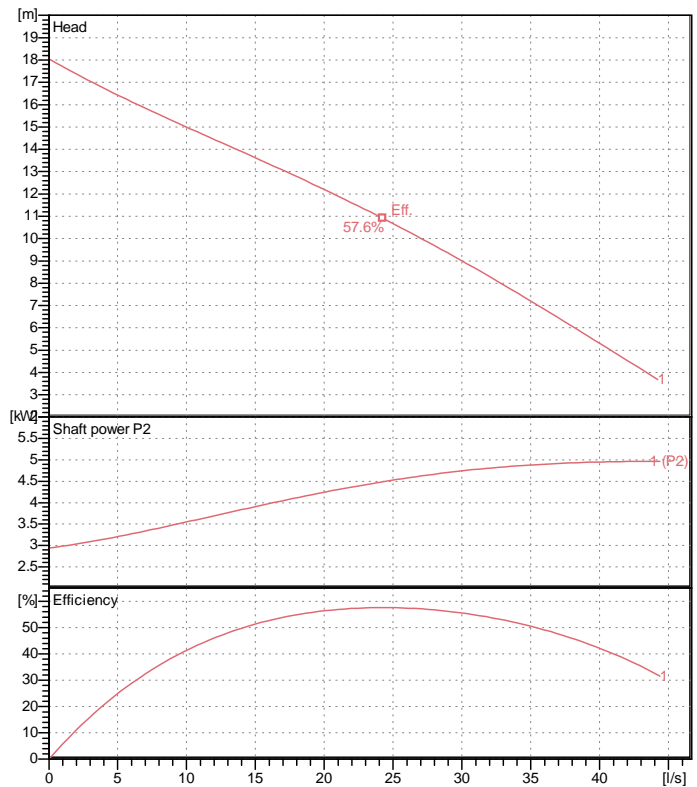


Data sheet 100BZ45.5-54



CWL: Continuous running water level
LWL: Lowest running water level



Specification

Electric submersible pump
Degree of protection IP 68
Depth of submersion max. 15 m
Type of impeller Single channel impeller
Free passage 80 mm
Suitable for:
sewage water

Electric motor

Dry-type submersible induction motor
Insulation class F 4 Poles 1443 1/min
Starting mode Directly
Rated voltage 400 V 50 Hz 3~
Power uptake 6.96 kW
Rated power 5.50 kW
Rated current 12.1 A
Start current 63.0 A

Cable

10m H07RN-F 4Cx2,5mm²

Motor Protection

Miniature protector in windings
(snap-action bi-metal device)

Shaft seal

Double inside mechanical seal in oil bath
additional lubrication by oil lifting device

Primary seal
Silicon carbide on silicon carbide
Secondary seal
Silicon carbide on silicon carbide

Bearings

Shielded ball bearings, maintenance-free

Materials

Impeller	FC200 (EN-GJL-200)
Pump casing	FC200 (EN-GJL-200)
Suction cover	FC200 (EN-GJL-200)
Motor Frame	FC150 (EN-GJL-150)
Shaft	SUS420J2 (EN-X30Cr13)

Discharge size

4" (100mm) JIS 10K screwed-in mating flange
guide rail fitting optional

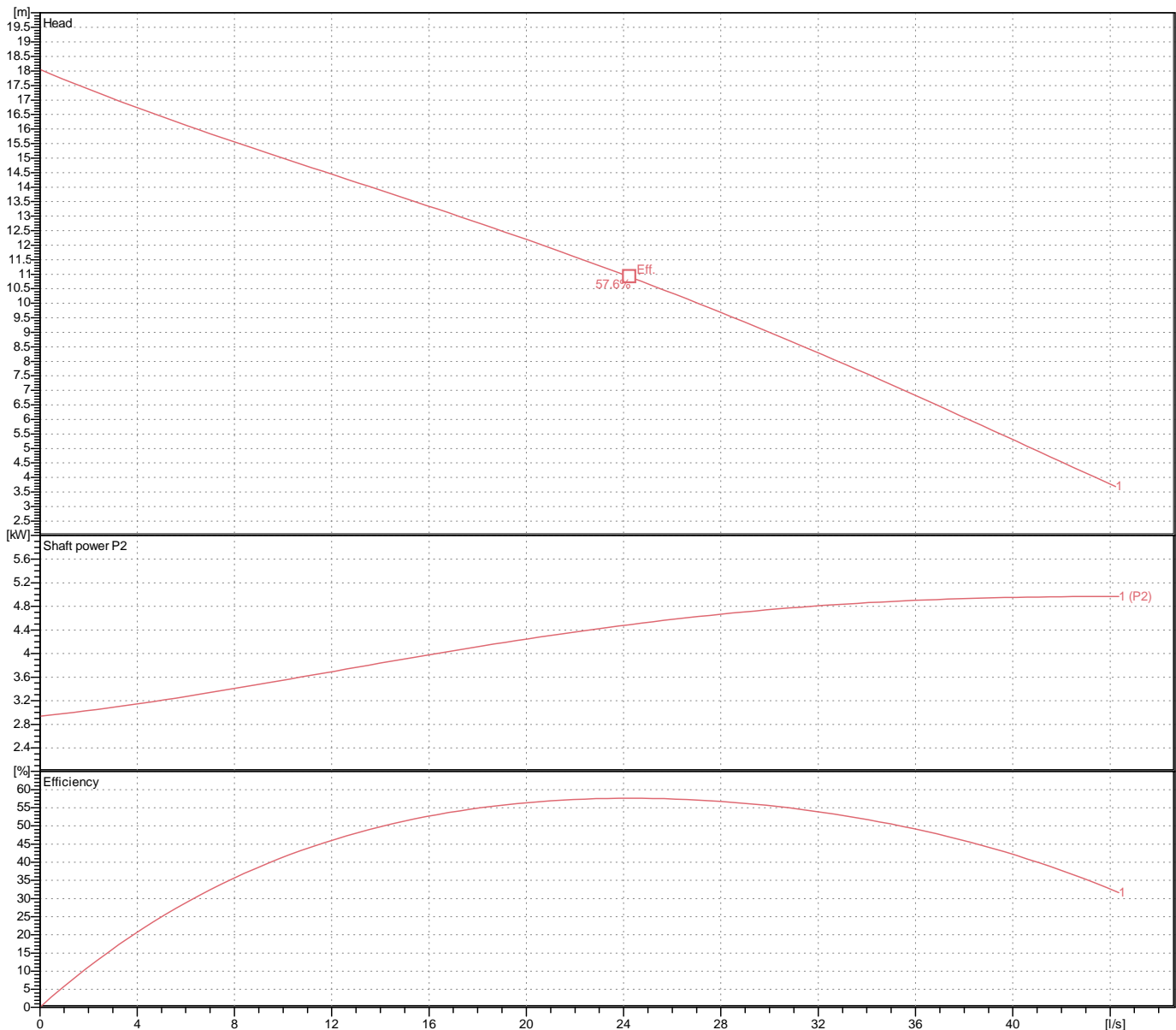
Weight

168 kg (dry weight of the pump only without cable)

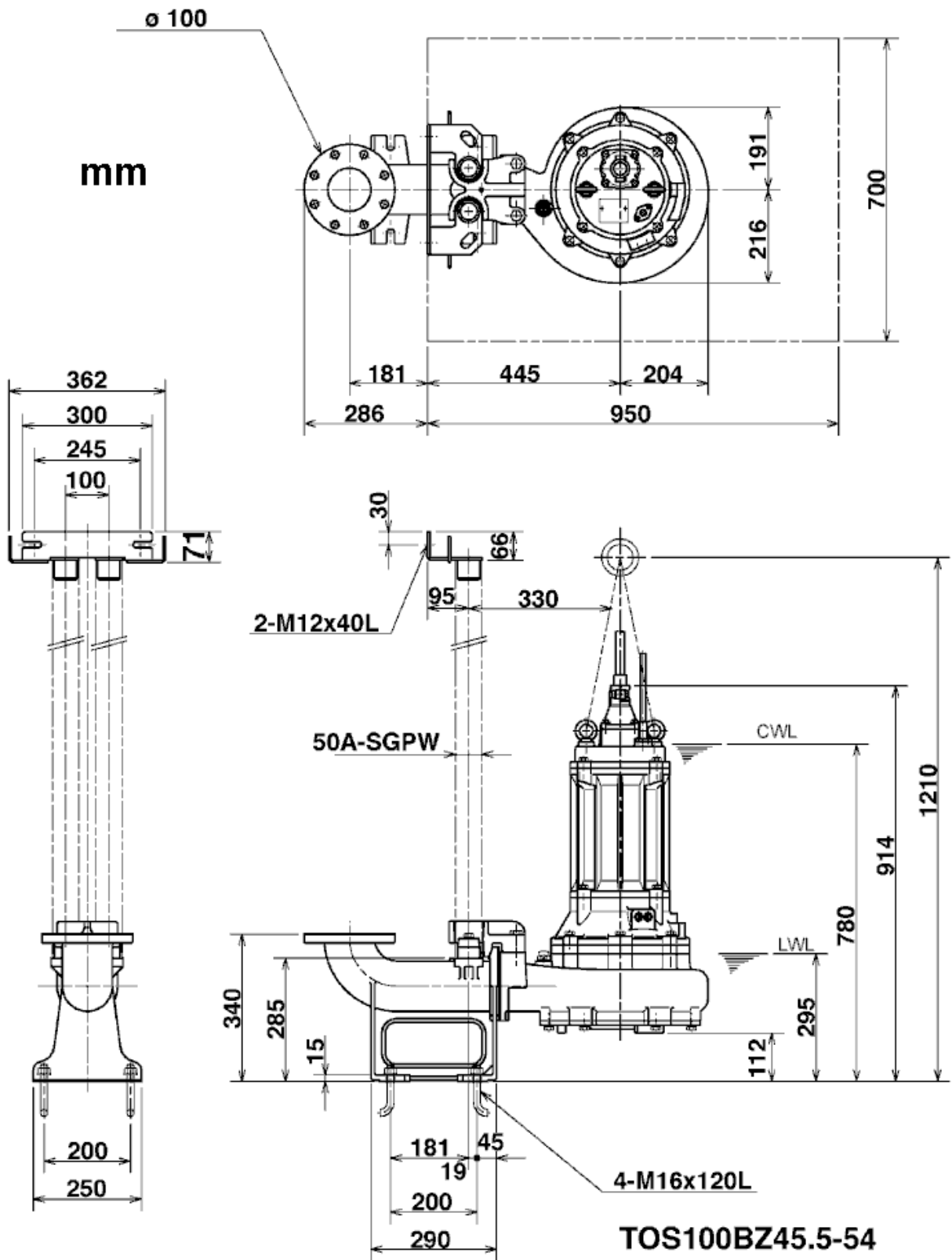
Performance curve

100BZ45.5-54

Discharge port	4"
Head	18.1 m
Flow	44.2 l/s
Rated power	5.50 kW
Power input	6.96 kW
Phases	3~
Voltages	400 V
Frequency	50 Hz
Rated current	12.1 A
Starting current	63.04 A
Number of poles	4
Speed	1443 1/min
Starting mode	Directly
Insulation class	F



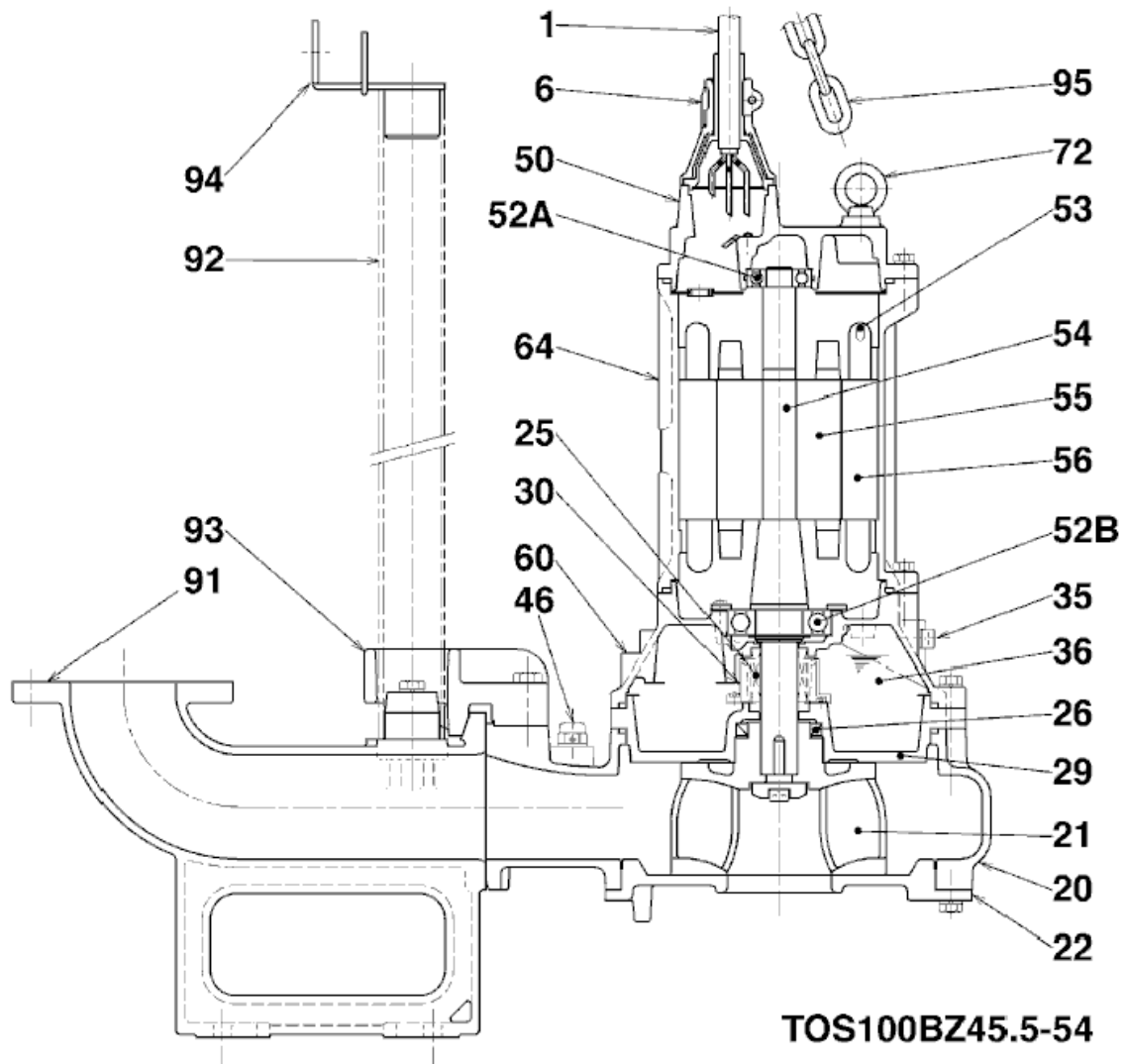
Dimensions TOS100BZ45.5-54



TOS100BZ45.5-54

CWL: Continuous running water level
LWL: Lowest running water level

Sectional drawing TOS100BZ45.5-54



No.	Description	Remark	No.	Description	Remark
1	Cable	H07RN-F 4Cx2,5mm ²	54	Shaft	SUS420J2 (EN-X30Cr13)
6	Cable entry	FC200 (EN-GJL-200)	55	Rotor	.
20	Pump casing	FC200 (EN-GJL-200)	56	Stator	.
21	Impeller	FC200 (EN-GJL-200)	60	Bearing Housing	FC150 (EN-GJL-150)
22	Suction cover	FC200 (EN-GJL-200)	64	Motor Frame	FC150 (EN-GJL-150)
25	Mechanical seal	H-35A	72	Eye screw (2x)	Construction steel SS400
26	Oil seal	TC608212	91	duck foot bend	FC200 (EN-GJL-200)
29	Oil casing	FC200 (EN-GJL-200)	92	Guide pipe (option) (2x)	Galvanized steel pipe SGPW
30	Oil distributor	Plastic	93	guide support	FCD45 (EN-GJS-450-10)
35	Oil screw (2x)	SUS304 (EN-X5CrNi18-10)	94	Guide pipe holder	SUS304 (EN-X5CrNi18-10)
36	Lubricant	Turbine oil (ISO VG32)	95	Lifting chain	Construction steel SS400
46	Air vent valve	Nylon			
50	Motor cover	FC200 (EN-GJL-200)			
52A	Upper bearing	6305ZZC3			
52B	Lower bearing	6309ZZC3			
53	Miniature protector (3x)	.			