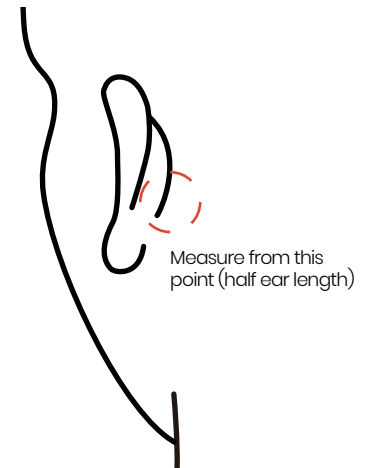


Let's Find Your Perfect Fit!

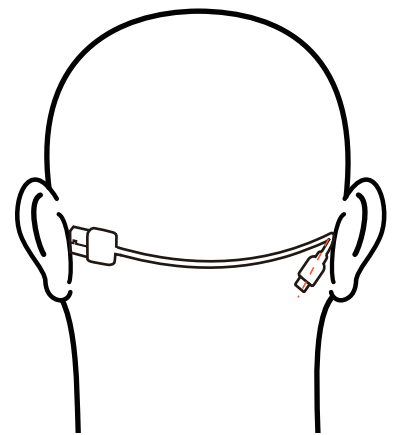
Using Household Items

1. Grab a tailors measuring tape. If you don't have one, get a flexible cable (e.g. USB cable), and a ruler. Then, follow these step-by-step instructions.



2. If you're using tailor's measuring tape, align the left side of the measuring tape behind your left ear as shown in the picture.

3. Hold the end of the cable still on the left side and pull the right side along the back of your head until it meets your right ear. Identify the point where the right side and your right ear meet and remember your measurement. You could also use a cable for this as shown in the visual.

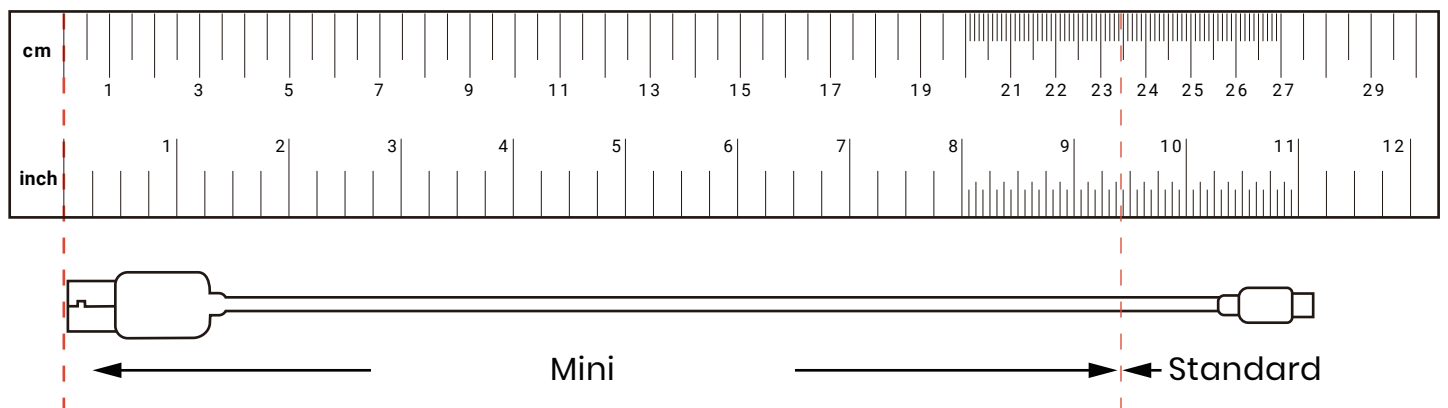


4. If you're using tailor's measuring tape, please identify the measurement. If you're using a cable, please straighten the cable and measure it with a ruler.

Your perfect fit is ...

Standard Size: If your measurement is more than 9.25 inches (23.49 cm)

OpenRun Pro Mini: if your measurement is 9.25 inches (23.49 cm) or less



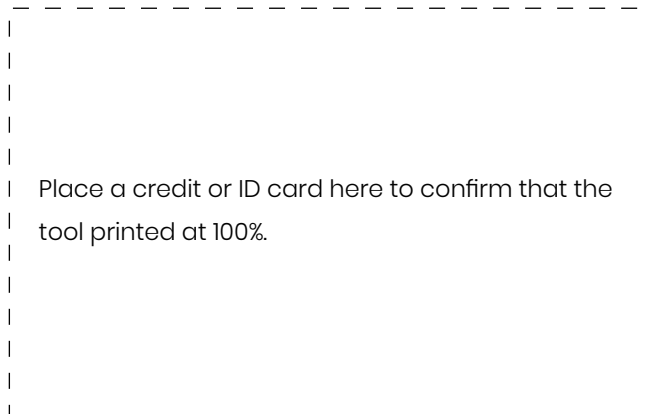
* Please note each head size and shape is unique so recommended measurements may vary slightly. If you're unsure, the standard size of Openrun Pro is recommended. For additional assistance, please visit our Help Center.

Let's Find Your Perfect Fit!

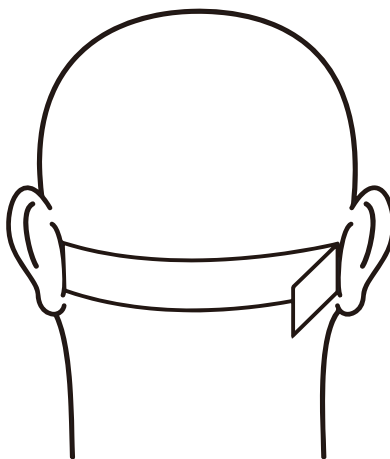
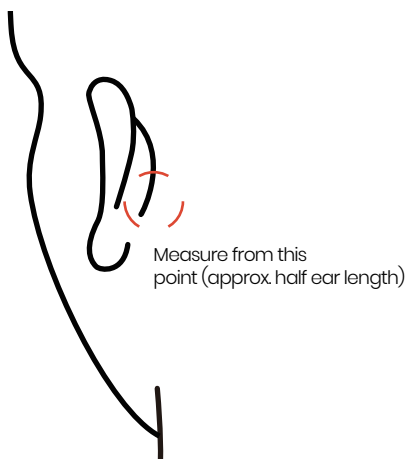
Printable Tool

Print this page at 100%. Do not scale to fit.

(Double check that it's printed at 100% by placing a credit or ID card in the box below. If it's an exact fit, you're good to go.)



1. Cut out the tool. Begin measuring by aligning the left side of the tool (L) behind your left ear. Then, pull the right side of the tool (R) along the back of your head until it meets your right ear. Make a crease at the point where the right side and your right ear meet.



2. Your perfect fit is:

Standard Size: If the crease is to the right of the marked line

OpenRun Pro Mini: If the crease is on or to the left of the marked line

*Please note each head size and shape is unique so measurements may vary slightly. If you're unsure, the standard size of OpenRun Pro is recommended. For additional assistance, please visit our Help Center.

