

BTMOBILE PRO PRODUCT PROFILE



TOPDON®

BTMOBILE PRO



The BTMOBILE Pro takes out the guesswork and reduces human error with its robust lookup library. This comprehensive feature provides easy access to crucial battery information. TOPDON partnered with the BCI (Battery Council International) to include the most up-to-date, accurate, and complete battery data in its tools.

SPECS

Working Voltage

@DC 9V~30V

Cable Length

556mm (21.89")

Working Temperature

-10°C to 45°C (14°F to 113°F)

Storage Temperature

-20°C to 75°C (-4°F to 167°F)

Product Dimensions

100.9 x87.6 x30mm (3.97 x3.44 x1.18")

Product Weight

297g (0.65lbs)


Protection

Reverse polarity protection

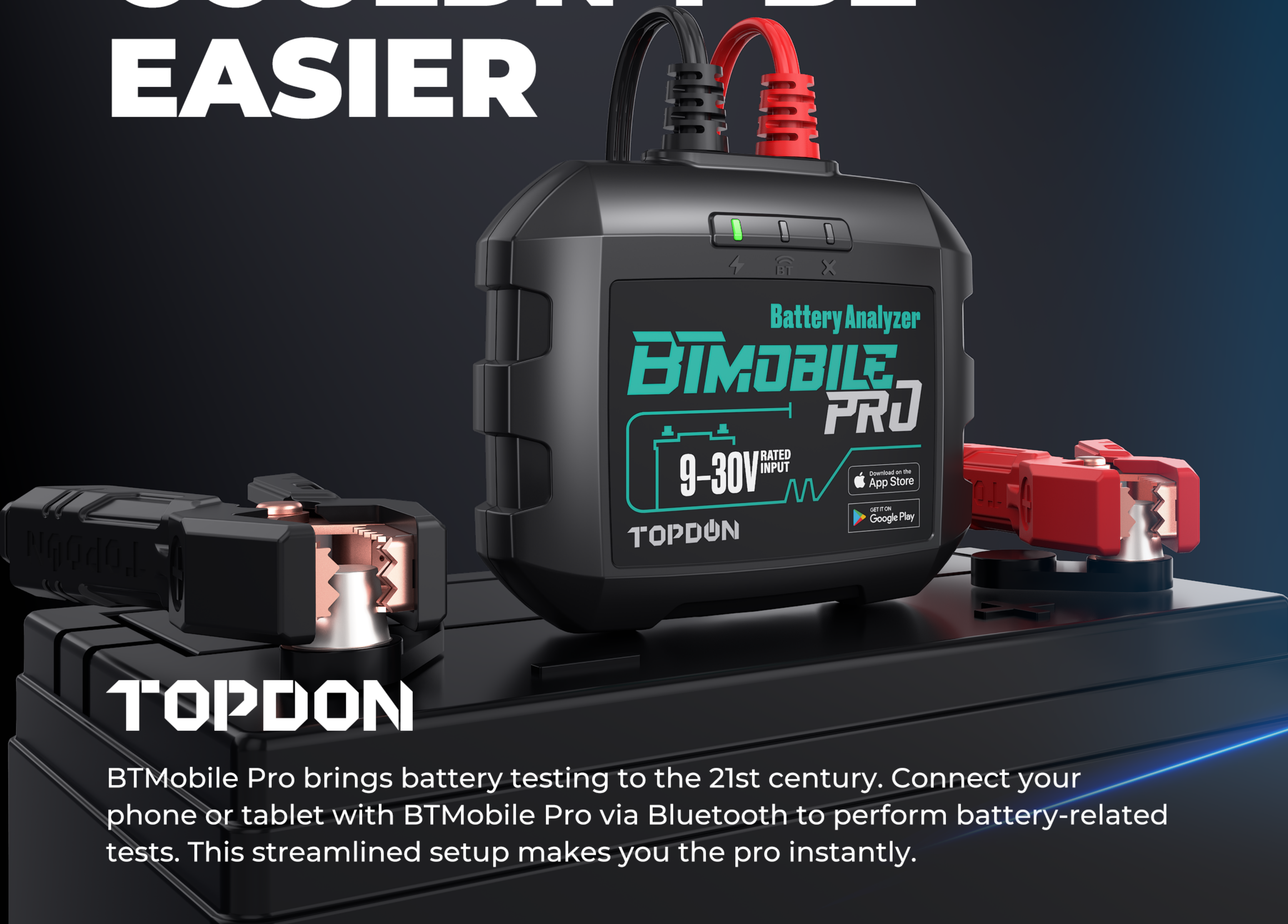
FUNCTIONS

TOPDON[®]

- Battery Test
- Cranking Test
- Charging Test
- Automatic Reports
- Battery Library

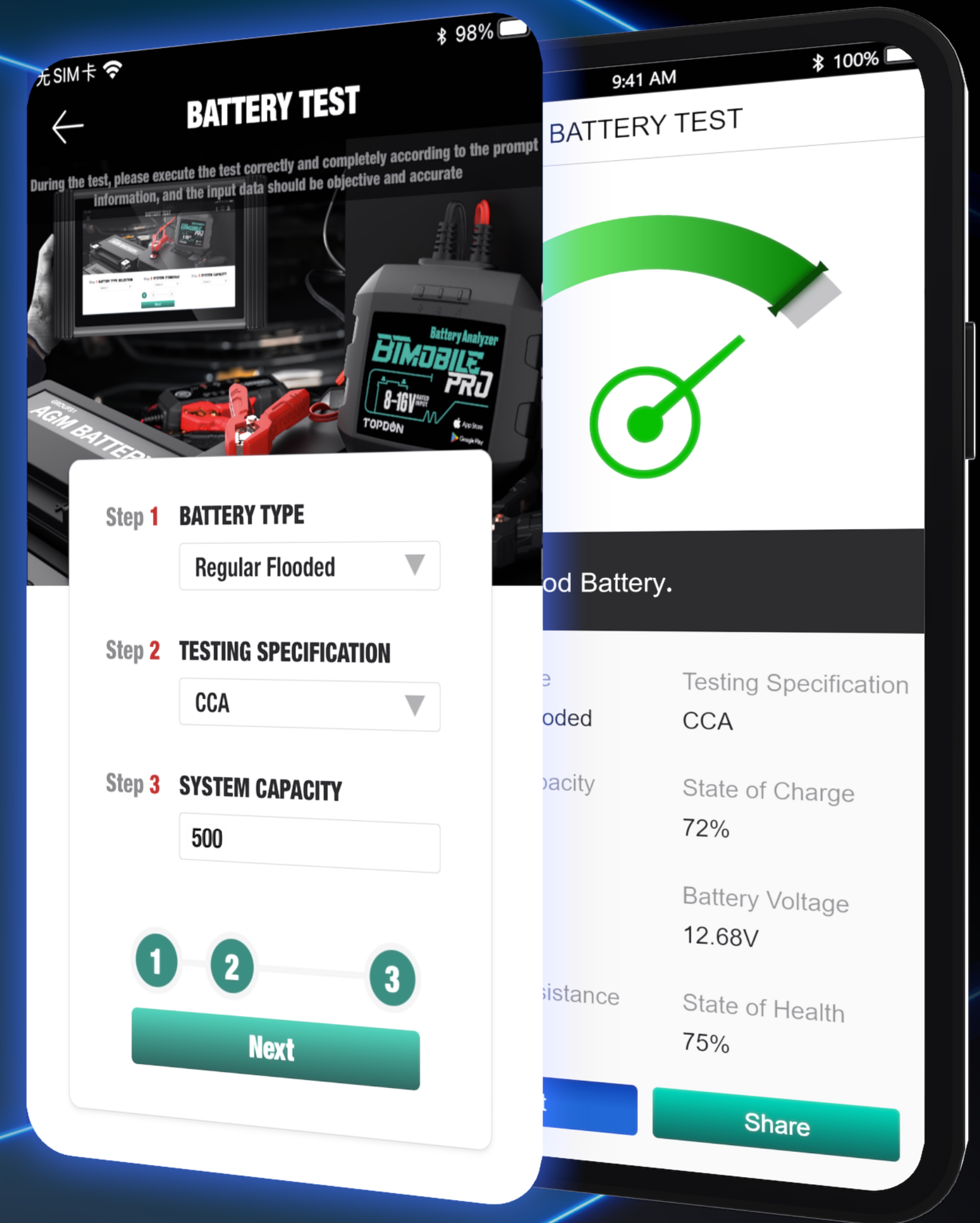


BATTERY TESTING COULDN'T BE EASIER



TOPDON

BTMobile Pro brings battery testing to the 21st century. Connect your phone or tablet with BTMobile Pro via Bluetooth to perform battery-related tests. This streamlined setup makes you the pro instantly.



Step 1 BATTERY TYPE

Regular Flooded

Step 2 TESTING SPECIFICATION

CCA

Step 3 SYSTEM CAPACITY

500

1 2 3

Next

BATTERY TEST



Testing Specification
CCA

State of Charge
72%

Battery Voltage
12.68V

State of Health
75%

Share

UNPARALLELED SPEED AND MORE ACCURATE RESULTS!



Battery Tests Cranking Tests Charging Tests

The cutting-edge conductivity testing technology has revolutionized the testing speed and accuracy of test results. This small gadget performs various tests, including:

Battery Tests:

Shows the State of Charge (SOC), State of Health (SOH), Battery Voltage, and Cold Cranking Amps (CCA).

Cranking Tests:

Displays the cranking time and cranking voltage.

Charging Tests:

Tests loaded voltages, unloaded voltages, and ripples (mV).

*On 24V batteries, the BTMobile Pro only runs Charging and Cranking Tests.

TOPDON

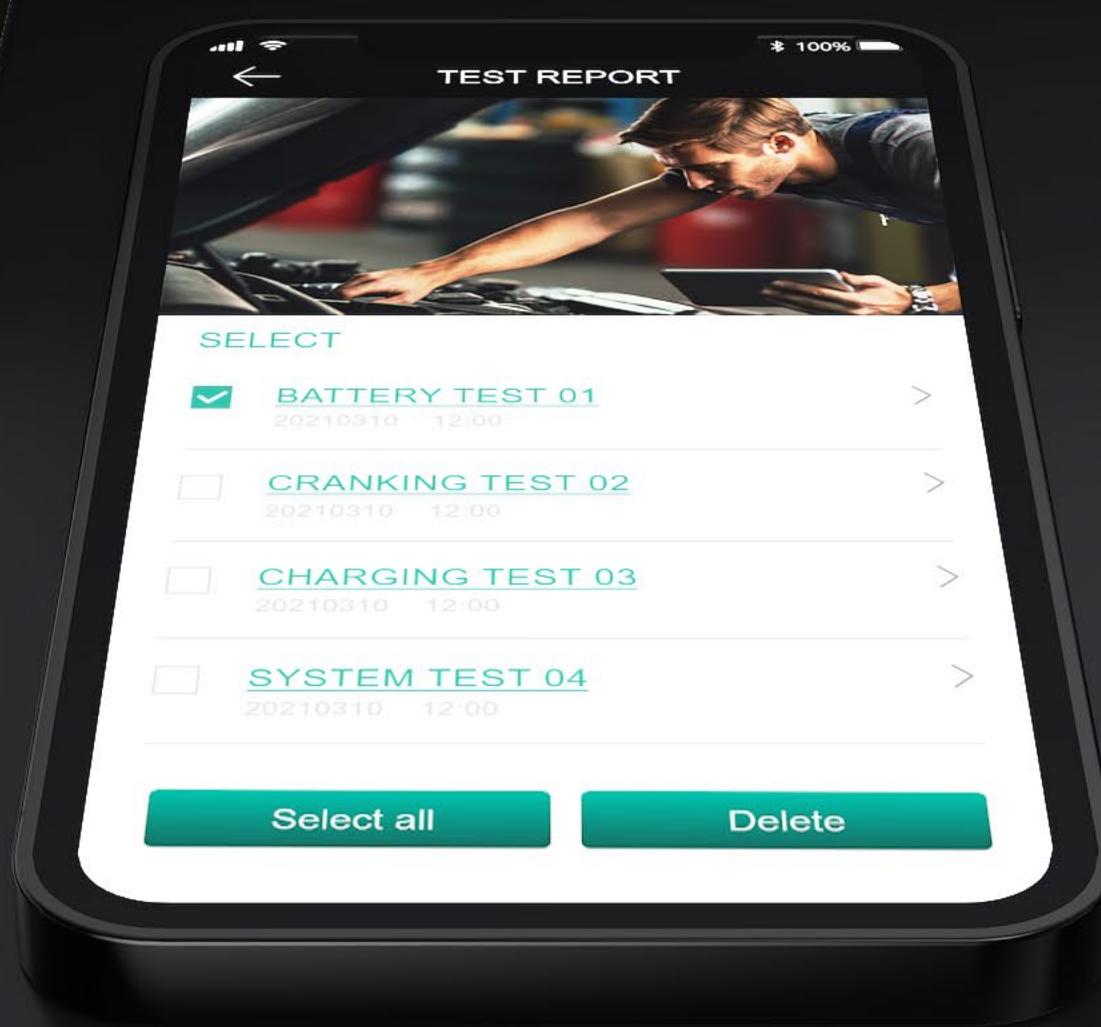
EXPAND YOUR CAPABILITIES AND WORK ON BOTH 12V & 24V BATTERIES!

TOPDON

Perform charging and cranking tests on 12V & 24V Batteries no matter what vehicle you're working on. Once the BTMobile Pro is connected, you will know everything about your battery instantly.



CONVENIENT AUTOMATIC REPORTS MAKE THE WORK EASIER



TOPDON

Automatically Generate Test Reports: Get a clear test result with the BTMOBILE Pro and detailed reports with vital battery information.

NO SPARKS OR OVERHEATING!



Safety is built into every feature. The spark-free battery clamps provide added protection along the entire test procedure. Reverse polarity protection saves batteries and battery testers from being damaged by high-power currents.

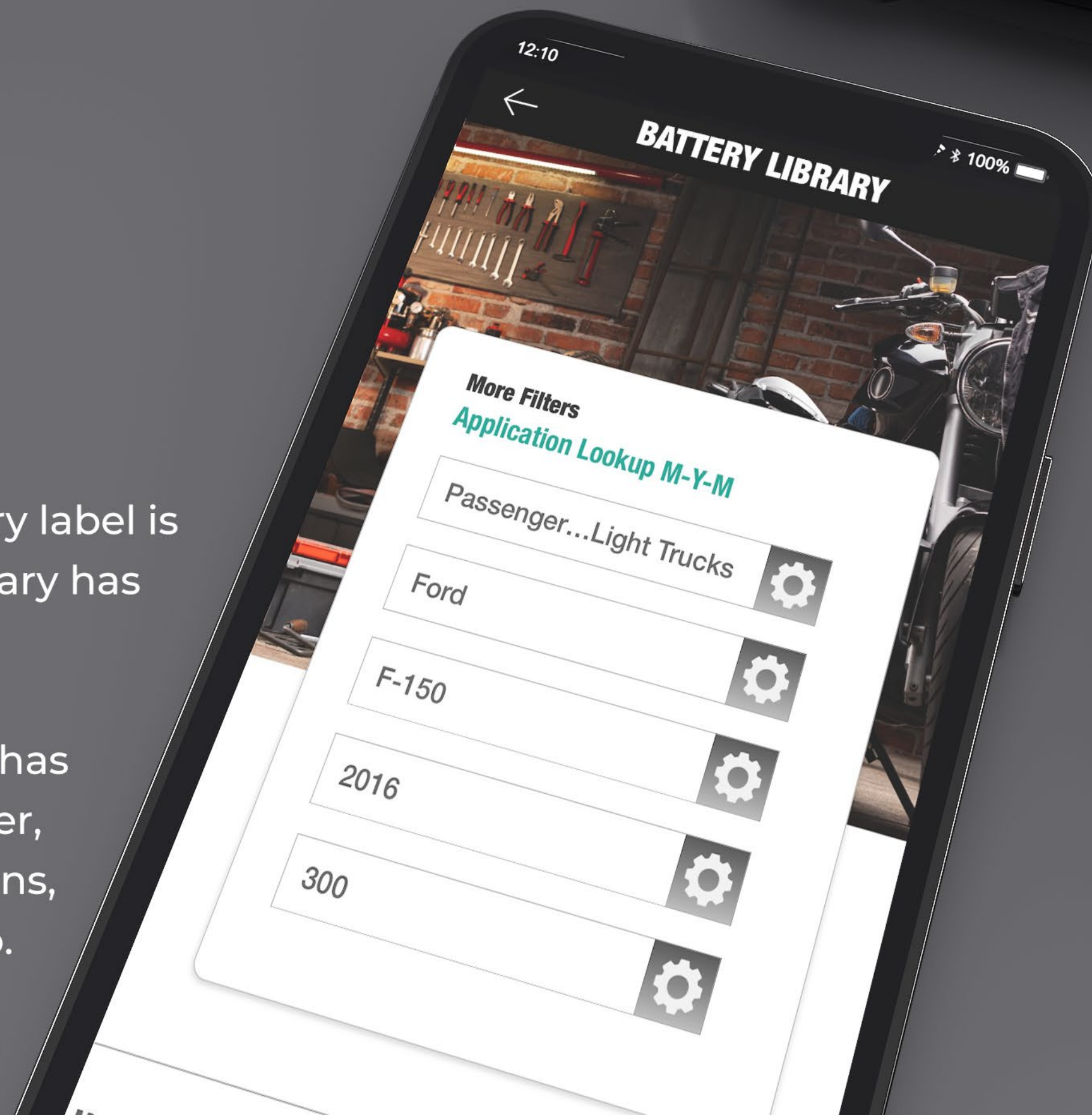
TAKE ON MORE WITH THE BTMOBILE PRO'S COVERAGE!



TOPDON

Comprehensive Battery Library: Even if a battery label is unrecognizable, the BTMobile Pro's battery library has extensive coverage to find your battery's most important information.

Wide Range of Applications: The BTMobile Pro has something for everyone. The everyday car owner, DIY mechanics, truckers, professional technicians, and shop owners all reach for the BTMobile Pro.



THE BTMOBILE PRO IS AT HOME IN EVERY ENVIRONMENT



DIY Community



Roadside Maintenance

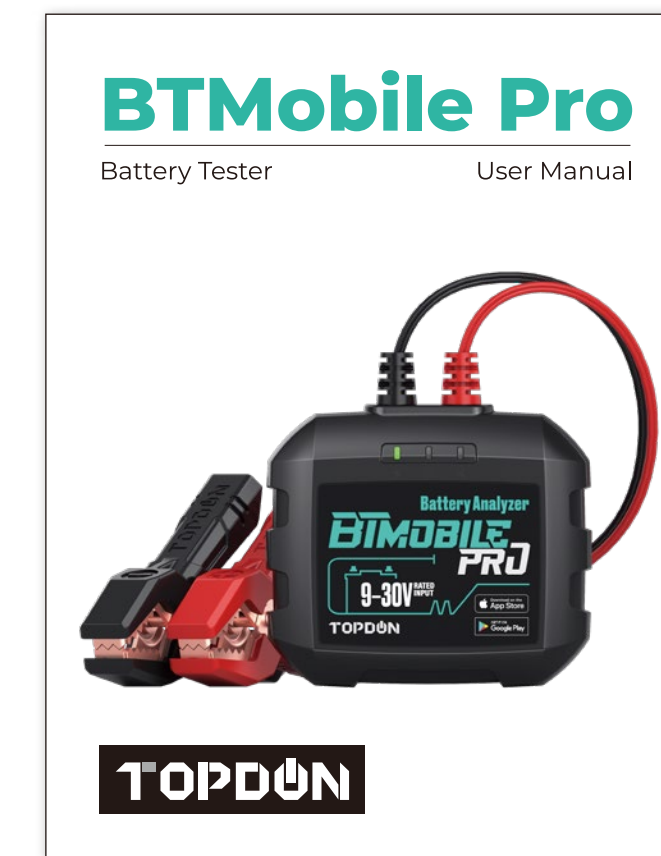




Professional Mechanics

WHAT'S IN THE BOX?

TOPDON®

- BTMobile Pro
- User Manual
- EVA Carrying Case
- Packing Box



MODEL	BT MOBILE LITE	BT MOBILE PRO	BT MOBILE PROS	
SPECIFICATIONS				
	Operating Voltage	DC 8V-16V	DC 9V-30V	DC 8V-16V
	CCA Range	100 - 2000	100 - 2000	100 - 2000
	Battery Types	Flooded/AGM/GEL/EFB	Flooded/AGM/GEL/EFB	Flooded/AGM/GEL/EFB
	Battery Standard	CCA/CA/BCI/MCA/DIN/IEC/EN/SAE/JIS/GB	CCA/CA/BCI/MCA/DIN/IEC/EN/SAE/JIS/GB	CCA/CA/BCI/MCA/DIN/IEC/EN/SAE/JIS/GB
	12V Battery Test	√	√	√
	24V Battery Test	×	×	×
	12V Cranking Test	√	√	√
	24V Cranking Test	×	√	×
	12V Charging Test	√	√	√
	24V Charging Test	×	√	×
	System Test	√	√	√
	Battery Library	×	√	√
	Reverse Voltage Protection	√	√	√
	Operation Method	Mobile phone	Mobile phone, Android Pad	Diagnostic scanner
	Support Language	English, Spanish, German, Italian, Portuguese, Russian, Japanese	English, French, Spanish, German, Italian, Portuguese, Russian, Japanese, Simplified Chinese, Traditional Chinese	English, French, Spanish, German, Italian, Portuguese, Russian, Japanese, Simplified Chinese, Traditional Chinese, Polish

FAQs

Q Can this product perform tests while the battery is still in the vehicle?

A ▪ Yes it can, this battery tester supports in-vehicle and out-of-vehicle testing.

Q Are the test results of this battery tester accurate?

A ▪ Absolutely. This battery analyzer uses advanced conductivity testing technology that provides accurate test results in seconds.

Q What type of batteries does this work on?

A ▪ This car battery tester works on all 12V starter lead-acid batteries (CCA 100 to 2000A) such as regular flooded, AGM flat, AGM spiral, GEL, and EFB batteries. It can also conduct charging and cranking tests on 24V batteries.



Q Does this battery tester include reverse polarity protection?

A ▪ Yes, the BTMobile Pro offers built-in protection against reverse polarities and sparks to provide even more safety for you and your batteries. Even first-time users will be able to use this product with ease.

Q How will I know if the car's battery is good or bad?

A ▪ This battery tester will display the SOH (state of health), SOC (state of charge), CCA (cold cranking amps), voltage, internal resistance, and rating. Its reports display results in an intuitive format, classifying the battery as "good" or "bad" for your reference. If the results show that the internal resistance is too high, the battery is damaged.

Q Can this tester analyze my battery level?

A ▪ Yes it can, the battery tester will display the SOC (state of charge) to indicate the percentage of the battery's rated capacity, which is a way of evaluating potential energy conditions. Please note that SOC (State of Charge) does not mean that the battery is in good condition. You should refer to the actual CCA value and internal resistance of the battery for further analysis.



CONTACT US FOR MORE DETAILS

TOPDON®

www.topdon.com

sales@topdon.com

support@topdon.com

Social Media: [@topdonofficial](https://www.instagram.com/topdonofficial)

+86-755-21612590 (Global HQ)

+1-833-629-4832 (North America)

CHINA TOPDON HQ

Unit 2005 20/F, No.3040 xinghai Avenue,
Qianhai Shimao Tower, Qianhai Shenzhen-Hongkong
Cooperation Zone, Shenzhen, PR, China 518000

USA TOPDON HQ

400 Commons Way, Suite A
Rockaway, NJ 07856

