

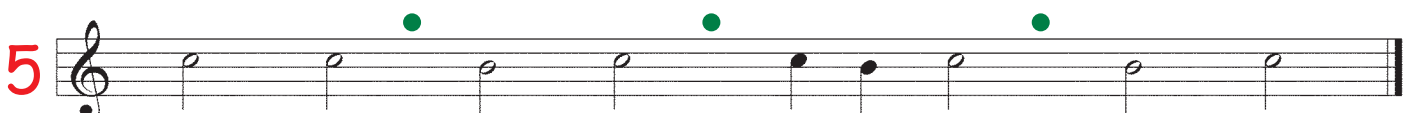
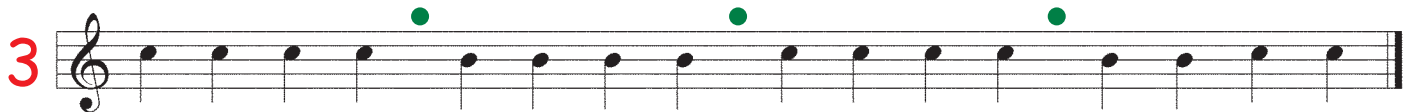






Page 5

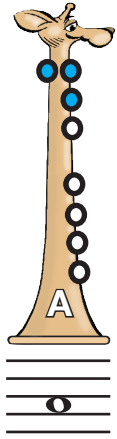


Page 7



Page 8


FLUTO-BUG
Song



Four staves of musical notation in treble clef. The first staff contains four measures of music. The second staff contains four measures. The third staff contains four measures. The fourth staff contains four measures, ending with a double bar line.

Merrily We Roll Along

Two staves of musical notation in treble clef. The first staff contains four measures of music. The second staff contains four measures, ending with a double bar line.

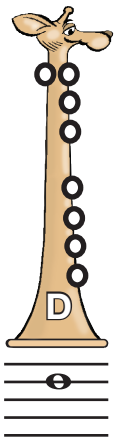


Page 10

FLUTO At The Signal

Three staves of musical notation in treble clef. The first staff contains eight measures of music with various rests. The second staff contains eight measures. The third staff contains eight measures, ending with a double bar line.

French Folk Tune



Let Us All Now Praise The Lord Words by Joe Swaim, Copyright © 1995 Praise Hymn, Inc.

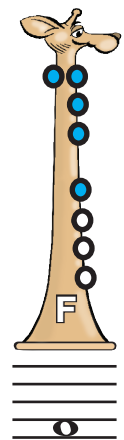
In this Thanks - giv - ing sea - son, let us all join In a joy - ful
 song to praise and thank the Lord For the man - y bles - sings
 that He's free - ly giv - en. Let us all now praise the Lord.

Plop! Goes The Turkey Words by Joe Swaim, Copyright © 1995 Praise Hymn, Inc.

1. I sat at the Thanks - giv - ing ta - ble
 2. Then out in the kit - chen I heard a
 3. Ne - ver liv - er Thanks - giv - ing Day! I'd

with my hun - gry tum - my; Wait - ing for the
 sound that made me shi - ver, As the tur - key
 rath - er eat beef jer - key. What a sad

tur - key to come. Mmm! It smells yum - my!
 plate hit the floor. Whoops! I'll eat liv - er.
 - ment when Plop! Goes the tur - key.



I Am Bound For The Promised Land

Musical notation for the song 'I Am Bound For The Promised Land'. It consists of three staves of music in treble clef. Red arrows indicate fingerings: the first staff has arrows pointing down and up under the first two notes; the third staff has arrows pointing down, up, down, and up under a group of four notes.

Little Liza Jane

American Folk Song

Musical notation and lyrics for the song 'Little Liza Jane'. It consists of four staves of music in treble clef, 4/4 time. The lyrics are:

1. I got a house in Bal - ti - more, Lit - tle Li - za Jane,

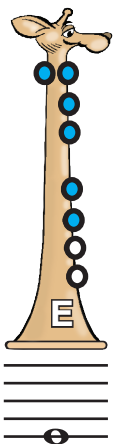
2. Come my — love, and mar - ry me, Lit - tle Li - za Jane,

Street - car runs right by my door, Lit - tle Li - za Jane.

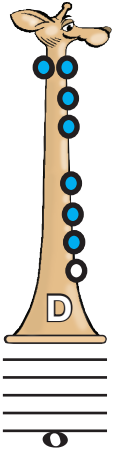
And I'll take good care of thee, Lit - tle Li - za Jane.

Oh, E - li - za! Lit - tle Li - za Jane! Oh, E - li - za! Lit - tle Li - za Jane!

Little "Fluto" Jane



Musical notation for the song 'Little Fluto Jane'. It consists of four staves of music in treble clef, 4/4 time.



1

Three staves of musical notation for exercise 1. The first staff contains a sequence of eighth and quarter notes with rests. The second and third staves continue the sequence with various note values and rests.

2

One staff of musical notation for exercise 2, featuring a continuous eighth-note melody.

3

Two staves of musical notation for exercise 3, showing a melody with eighth-note patterns and rests.

4

One staff of musical notation for exercise 4, consisting of a steady eighth-note melody.

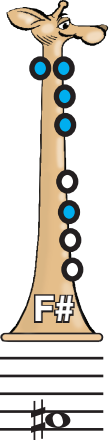
5

One staff of musical notation for exercise 5, featuring a melody with dotted notes and eighth notes.

6

Two staves of musical notation for exercise 6, showing a melody with eighth and quarter notes.

The B-I-B-L-E



Part 1

The B - I - B - L - E, Yes, that's the book for me; I

Part 2

Part 1

stand a - lone on the Word of God: The B - I - B - L - E.

Part 2

Knock, Knock, Knock Words and music by Joe and Judy Swaim, Copyright © 1986 Praise Hymn, Inc.

Oh you nev - er see a tur - tle with - out his ar - my hat, That's what ev - 'ry well - dressed

tur - tle ev - er wore. And if he de - cides he does - n't en - joy his hab - i - tat, Then he

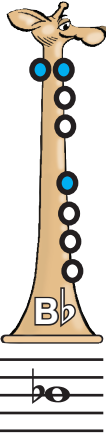
pulls him - self in - side and shuts the door! Knock! Knock! Knock! Mis - ter Tur - tle, are you there?

Knock! Knock! Knock! Hid - ing in the hat you wear? Knock! Knock! Knock! Mis - ter

tur - tle, won't you tell Why you're hid - ing in the mid - dle of your shell?

Page 27

God Is So Good



Part 1

Part 2

Part 1

Part 2

Page 29

When I Survey The Wondrous Cross

Duet

Part 1

Part 2

Part 1

Part 2

Page 31 This Old Hammer

Part 1

This old ham-mer killed John Hen - ry, This old ham-mer

1 2 3 4 1 2 3 4 1 2 3 4 1 2 3 4

Part 2

This old ham-mer killed John Hen - ry, This old

Part 1

killed John Hen- ry, This old ham-mer killed John Hen- ry,

Part 2

ham-mer killed John Hen - ry, This old ham-mer killed John

Part 1

But it won't kill me, but it won't kill me.

Part 2

Hen - ry, But it won't kill me, but it won't kill me.

Page 32

My Jesus I Love Thee

1

2

3

4

Page 33

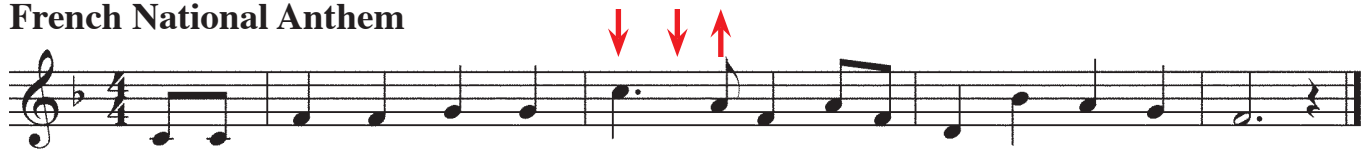
Our Great Savior




Je - sus! What a Friend for sin - ners! Je - sus! Lov - er
of my soul; Friends may fail me, foes as - sail me,
He, my Sav - ior, makes me whole. Hal - le - lu - jah!
What a Sav - ior! Hal - le - lu - jah! What a Friend! Sav - ing,
help - ing, keep - ing, lov - ing, He is with me to the end.

Page 36

French National Anthem



Old Russian National Anthem




Page 37

Now Thank We All Our God



The Bear Went Over The Mountain



Home On The Range



Page 39

Goin' To Leave Ol' Texas Now



Page 40

Exercise

A single staff of music in 4/4 time. The notes are: quarter, quarter, quarter, quarter, quarter, quarter, quarter, quarter, quarter, quarter, quarter, quarter, quarter, quarter, quarter, quarter. The notes are numbered 1 through 8 below the staff. The numbers are: 1 (blue), 2 (blue), 3 (blue), 4 (blue), 5 (purple), 6 (purple), 7 (red), 8 (red).

Shortnin' Bread

Two staves of music for the chorus of 'Shortnin' Bread'. The first staff is labeled 'Chorus'. The music is in 4/4 time and consists of eighth and quarter notes.

Page 41

An Anteater Treat

Words and music by Joe Swaim. Copyright © 1986 by Praise Hymn, Inc.

Three staves of music for 'An Anteater Treat' in 4/4 time. The first staff has four red arrows pointing to the notes: down, up, down, up.

Page 43

On Top Of My Pizza

Words by Joe Swaim
Copyright © 2006 by Praise Hymn, Inc.

Two staves of music for 'On Top Of My Pizza' in 3/4 time. The music consists of quarter and eighth notes.

FLUTOPHONE FINGERING CHART

