

LESSON 1

Lesson Truth

God created our world by the power of His hand.

Procedure¹

Read Isaiah 48:13.² I will ask a question. You answer, "By God's hand." How did the stars get in the sky? "By God's hand." How did our world come to be? Ask frequently how things came to be, encouraging the response, "By God's hand."

Close your eyes. Pretend that you were there in total darkness on the first day of creation. Listen for what God said to turn darkness into light. Pause. Let there be light! Open your eyes.

Turn to page 2.³ Color the thumb of God's hand half black for darkness and half yellow for light that God created.

On the second day God created the sky and made water cover the earth. Color the water blue and draw clouds in the sky on the second finger (day 2) of God's hand.

On the third day God gathered the waters into seas, made dry land appear, and created plants, flowers, and trees. Draw and color some of these created things on the third finger (day 3) of God's hand.

Can you hold water in your hand or does it escape through your fingers? Read Isaiah 40:12. God's hand is so large that it can hold seas, measure heavens, and weigh mountains.

Name some plants that God made on day 3. Discuss. Some plants are good for food, but some are poisonous! Never eat wild-growing mushrooms, or Christmas plants such as holly, mistletoe, or poinsettias. God made trees that supply rubber, fruit, lumber, and much more. How did all the plants get here? "By God's hand." How did all the oceans get here? The sky? Mountains?

Review things created on days 1, 2, and 3.

¹Lesson procedure is presented in readable sentence format. **Red text** in the lesson procedure is to be read aloud or paraphrased. All other text in the procedure is instructional information meant to clarify the teaching process.

²Always read passages aloud.

³All **By God's Hand** student workbook and teacher's manual pages are copyrighted by Praise Hymn, Inc. This means that only Praise Hymn, Inc. is legally authorized to make copies of these pages. All other copies are illegal. Purchase of **By God's Hand** entitles you to use the lessons, but not copy them.

⁴**Green text** indicates a written activity. Always check student responses after a written activity.

⁵Your input is appreciated. If you have a comment about our Bible series or find a mistake, please email us at Orders@PraiseHymnInc.com. Please include this sentence in all caps in the subject line: **BIBLE SERIES INPUT**.

LESSON 2

Lesson Truth

In 5 days God created our world, the heavens, fishes, and birds by the power of His hand. He holds my hand in His powerful hand.

Procedure

Turn to page 2. Review things created on days 1, 2, and 3.


On the fourth day God created the sun, moon, and stars. Draw and color the sun, moon, and stars on the fourth finger (day 4) of God's hand. Read Isaiah 48:13. Which hand did God use to create the sun, moon and stars? Right hand. Raise your right hand and move it over your head like God might have when He spread out the heavens. How did the stars get there? "By God's hand." The sun? The moon?

On the fifth day God created all sea creatures and flying birds. Draw and color sea creatures and flying birds on the fifth finger (day 5) of God's hand. Robins and meadowlarks can sing over 50 different songs. How did robins and meadowlarks get here? "By God's hand." Did you know that whales can make over 60 different sounds: chirps, squeaks, clicks, whistles, squeals, and more. How did whales get here? Sharks? The octopus?

Review things created on days 1 through 5.

Read Isaiah 41:13. Who is holding your right hand? If God holds your right hand, do you have to be afraid? Is God's hand big enough to hold all of our right hands? Read the Lesson Truth. Complete these phrases by saying, "By God's hand."

1. Light and darkness were made...
2. Our earth was made...
3. All of the oceans were made...



4. Every flower and tree was made...
5. Sun, moon, and stars were made...
6. The fish and the birds were made...
7. I am being held...¹

¹Scripture memory is an important part of Bible study. Each Praise Hymn Bible student book and teacher's manual presents hundreds of Bible verses each year. Teachers should select from these verses appropriate passages for students to memorize.

LESSON 3

Lesson Truth

God created animals and man by His hand. God will never forget me because I am engraved on the palm of His hand.

Procedure

Turn to page 2. Review things created on days 1 through 5.

On the sixth day God created all the rest of the animals, and Adam and Eve. Color the scene in the palm of God's hand. God made animals in all sizes. The blue whale, created on day 5, is the largest animal in the world, as large as 20 elephants!

Read Proverbs 6:6-8. Ants make little cities that have hospitals, cemeteries, playgrounds, and nurseries. Some ants even keep

LESSON 47

Lessons 47-51 are a study of the
10 Commandments.

Lesson Truth

Nothing should be more important than God.

Procedure

Soon after the Israelites left Egypt, the Lord called Moses up onto a high mountain. There on the mountain, the Lord gave Moses 10 commands that He wanted the Israelites to obey. Today we call those commands from God the "10 Commandments."

Turn to page 26 and 27. Look at all of the stones. When God gave Moses the 10 Commandments, God wrote them on stones. Locate stone number 1, the one with 1 finger being held up to form the number 1. What appears on stone number 1? Listen to the first commandment that God gave the Israelites. Read Exodus 20:3. This commandment says that God is the only God in existence, and that the Israelites were not allowed to have any other gods. Why did the Lord not want them to have any other gods? Discuss. Because there are no other gods! If they worshiped gods that did not exist, they would be worshiping nothing. What was the name God gave to Himself? Write that name on stone 1 now. What does the stone say now? I AM The Only One. Many people in the world worship statues, stones, animals, trees, mountains, and other things that are not gods. They call them gods, and pray to them as if these objects can hear and answer their prayers. Do you think God is pleased when people worship those things and call them "God" instead of Him?

Draw and color your favorite toy on stone 2. Suppose you were playing with your favorite toy, and it was time to go to church. Would you cheerfully stop playing and cheerfully go to church? Suppose you were playing with your favorite toy, and it was time for family Bible study. Would you cheerfully stop playing and cheerfully go to family Bible study? You can make some of the things that you like, such as toys, more important than God, but the Lord does not want you to do that. If a toy or game becomes more important to you than God, it is the same as having an idol that you are worshiping in place of God.

Read the Lesson Truth. The next time you are playing with your favorite toy and someone says, "Time to go to church," cheerfully put your favorite toy aside, and put God first.

Teach the following poem to help students memorize the 10 Commandments. Students should follow the poem in their workbooks by pointing to each picture, and should hold up the correct number of fingers to indicate the number of the commandment they are reciting.

1. I am God all alone, there is none besides me.
2. Do not make an idol from a stone or a tree.

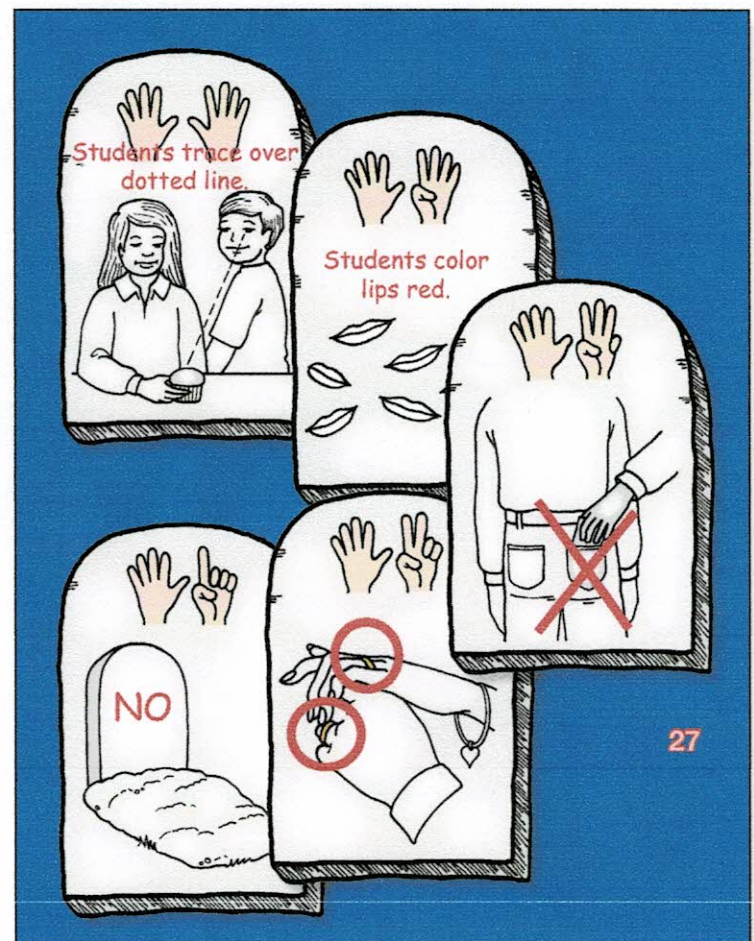

LESSON 48

Lesson Truth

Never use the name of God to curse or say bad things. Rest one day of each week.

Procedure

Turn to page 26. Look at commandment stones 1 and 2. Do you remember what these commandments were? Lead students in reciting from memory the poem learned in Lesson 47. Students should refer to



LESSON 62

Lesson Truth

The next 4 lessons will help students learn the names of the Old Testament books of the Bible and survey Israel's history after their entrance into Canaan. For these lessons the teacher needs the **Bible Books Compact Disc** and each student needs a Bible. See pages 54-55 for the words and music.

Procedure¹

Open your Bible and look at some of the names of books at the top of the pages. Today you are going to learn the names of some of the books of the Old Testament.

Turn to page 33. Follow the words in your workbook beneath the number "1," and sing along until you become familiar with the words and melody. Teach stanza 1 only of the Old Testament Song.

Turn to page 34. Turn your workbooks sideways to play the Canaan Game to learn what happened after the Israelites wandered for 40 years in the desert. As you play the game, try not to land on the "To Jail" square or you will have to go to jail.

Begin at square 1 at the Jordan River. The Jordan River is acting strangely. Listen to what the Bible says happened to the Jordan River. Read Joshua 3:14-17. Use a brown crayon to lightly color the dry ground in the river. When the Israelites crossed over the Jordan River, they were finally in the land of Canaan.

Cross the river on the Canaan Game and move up 2 squares. This is the first city that the Israelites came to after entering Canaan. The name of the city was Jericho. It would have been impossible for the Israelites to defeat this city, because it had very high walls, and the Israelites did not have any way to get over them. But the Lord had secret weapons for the Israelites to use. These secret weapons had never before been used to destroy a city, and have never been used to destroy a city since Jericho. Listen to what the weapons were. Read Joshua 6:20. Use a crayon to color the secret weapon in this square. Students color the Israelite with the trumpet.

From square 3, move down 1 square. Who could this man with the long hair be? After the Israelites went into Canaan and were there for a while, everyone started disobeying God's laws and did only what they wanted to do. God appointed judges to rule over them to try to make them begin obeying His law again. The person pictured in this square is one of

those judges. His name was Samson. God gave him great strength, enough, in fact, to wrestle a lion and win! Listen to this Bible verse. Read 1 Peter 5:8. Samson was wrestling with another lion though, and this lion was winning all the battles against Samson. This lion was the Devil. How could Samson have won his fight against the lion called The Devil? Read 1 Peter 5:9a. Sadly, Samson did not try to resist the Devil. Because of that, God allowed the Canaanites to attack and hurt Samson and the Israelites. Color the lion in the square to help you remember that we, like Samson and the Israelites, wrestle with a lion called the Devil. Remember that you only win against the Devil if you resist him.

In order to keep the Canaan Game board visually "clean," the answers have been omitted from the student page reduction in this teacher's manual. Answers are included in the text of the lessons.

LESSON 63

Procedure

Turn to page 33. Review stanza 1 of the Old Testament Song. Start at the front of your Bible and locate the book of Genesis. Turn the pages until you come to the next book. What book is it? Exodus. Continue this

activity until students understand that Genesis, Exodus, Leviticus, Numbers, and Deuteronomy follow each other in order in the Bible.

Teach stanza 2 of the Old Testament Song. Follow the words on page 33 beneath the number "2" as you learn the next few books of the Old Testament.

Turn to page 34. Let's continue playing the Canaan Game. Start at the square that pictures the Israelites crossing the Jordan River, then move 2 spaces up to

OLD TESTAMENT BOOKS SONG

<p>1. GENESIS EXODUS LEVITICUS NUMBERS and DEUTERONOMY were written by Moses and put in the front of the B-I-B-L-E.</p>	<p>2. JOSHUA JUDGES RUTH 1st and 2nd SAMUEL 1st and 2nd KINGS 1st and 2nd CHRONICLES EZRA and NEHEMIAH teach us many things.</p>
<p>3. ESTHER JOB PSALMS and PROVERBS ECCLIESIASTES SONG OF SOLOMON too. ISAIAH JEREMIAH and sad LAMENTATIONS to name them all is fun to do.</p>	<p>4. Then there's EZEKIEL DANIEL HOSEA JOEL AMOS and OBADIAH too. Remember old JONAH MICAH NAHUM HABAKUK now we are almost through.</p>
	<p>5. The last 4 names will complete our song, so why not give it a try. Say... ZEPHANIAH HAGGAI followed by ZACHARIAH fin'ly is MALACHI.</p>

33

