

Intervals of a 2nd, 3rd, and 4th appear in the song below. Find at least one example of each and circle it. Continue writing dynamic markings in the boxes.

# JESUS BIDS US SHINE

E. O. Excell  
Arr. Garlock

1 Je - sus bids us shine with a clear, pure light, Like a lit - tle

2

4

2

4

This system of musical notation is in 4/4 time. The treble clef staff contains the melody, and the bass clef staff contains the accompaniment. A box is provided for a dynamic marking above the first measure. Fingerings are indicated by numbers 1, 2, 3, and 4 above or below notes. A smiling sun character is positioned between the first and second systems, with yellow rays extending across the page.

can - dle burn - ing in the light. In this world of dark - ness

2

3

4

This system of musical notation continues the melody and accompaniment. Fingerings are indicated by numbers 2, 3, and 4. A smiling sun character is positioned between the second and third systems, with yellow rays extending across the page.

We must shine, You in your small cor - ner and I in mine.


3

4

1

This system of musical notation concludes the piece. Fingerings are indicated by numbers 3, 4, and 1. A double bar line is at the end of the system. A smiling sun character is positioned between the third and fourth systems, with yellow rays extending across the page.

Notice the *8va* symbol on the next page. When *8va* appears above notes, it means that you should move your hand position to the next similar group of higher notes on the keyboard. This is called the interval of an OCTAVE higher.



Some hymn tunes have other names. The melody of "Jesus Shall Reign" is named "Duke Street." These alternate hymn names often appear beneath the title of the hymn.

# JESUS SHALL REIGN

## DUKE STREET

Isaac Watts

J. Hatton  
Arr. Swaim

Je - sus shall reign where - e'er the sun Does his suc -

A FLAT ( $\flat$ ) lowers a note to the next key.

ces - sive jour - neys run, His king - dom spread from

shore to shore, Till moons shall wax and wane no more.

# BIRDS UPON THE TREE TOPS

Arr. Swaim



1  
The birds up - on the tree - tops sing their 2 song, The

3

an - gels chant the cho - rus all day long; 1 The




flow - ers in the gar - den blend their 1 hue, So why can't I,

3



why can't you, praise Him too? 1 3 5 LH 2 3 5  
Added special ending.



Memorize the C scale three-note chords below. Play them where indicated in "Jesus Rose Up From The Grave" without writing them in the staff.

Bass clef staff showing three chords: I (C major), IV (F major), and V7 (G7).

*Joyously*

Judy Swaim


Musical notation for the first system. Treble clef, 2/4 time signature. Dynamics: *f*. Lyrics: 1. Je - sus rose up from the grave, from the grave, from the grave;

I I V7 I

Musical notation for the second system. Treble clef, 2/4 time signature. Lyrics: Je - sus rose up from the grave on Eas - ter morn - ing.

I I V7 V7 I

- 2. Angels said, "He is not here"...on Easter morning.
- 3. Christ, the Lord, still lives today...on Easter morning.



# THIS LITTLE LIGHT

Spiritual  
Arr. Swaim

*Moderate tempo*

*mp* 5 This lit-tle light of mine, I'm gon-na let it shine;

5 This lit-tle light of mine, I'm gon-na let it shine, Let it  
1 Mel. 2

Mel. 5 shine, let it shine, let it shine

Fill in the missing measures using the shaded G scale chords on the first line of music.

# BRING THEM IN

W. A. Ogden

Arr. Swaim

A. Thomas

I V7 V7 V7 I

*mf* Hark 'tis the Shep-herd's voice I hear, Out in the de-sert dark and drear;

I I IV IV I I I V7 I

Call-ing the sheep who've gone a-stray, Far from the shep-herd's fold, a-way.

Interval of a 6th 1.

*f* Bring them in, bring them in, Bring them in from the fields of sin. Bring the wand-'ring ones to

2. LH 1. RH 5 LH 1. 5

*mf* Je - sus. *mp* Bring them in. *p* Bring them in. Bring them in.

*8va* - - - - 1



Bible passages were often paraphrased by hymn writers to make them fit well-known hymn tunes. "The Lord's My Shepherd" is an example of a paraphrased Psalm.

Intervals of a 2nd, 3rd, 4th, 5th, 6th, 7th, and octave are used in the left-hand accompaniment. Try to locate one of each of those intervals.

# THE LORD'S MY SHEPHERD

From the "Scottish Psalter"

Jessie Irvine

Arr. Garlock

*Slow and sustained*

*mp* The Lord's my Shep - herd I'll not want; He

Mel. 1 3 5 5 5 5 5

Use the damper pedal to connect larger interval leaps.

makes me down to lie; *mf* In pas - tures green He

1 5 5 5 5 5 5

lead - eth me, *p* The qui - et wa - ters by.


1 5 2 1 3 5 1 2 3 5

# JESUS LOVES ME

Words by Anna Warner

Music by William Bradbury

Arr. Judy Swaim  
and Claire Woodall



*Stems down: left hand,  
Stems up: right hand*

Primo *8va* -----

*f* *mp*  
Je-sus loves, Je-sus loves, Je-sus loves me so. Je-sus loves, Je-sus loves, Je-sus

Secondo

*mf* *p*

*8va* -----

*mf* *mp*  
loves me so. Je - sus loves me, this I know. For the Bi - ble