



- S M A R T -
B E L T




User Guide

Precaution -

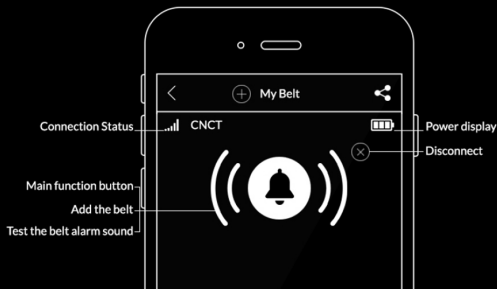
- . The company has the right to make changes to the app from time to time .
- . Charging the device for atleast an hour is adviced to ensure the product has sufficient power reserve.

How to Use

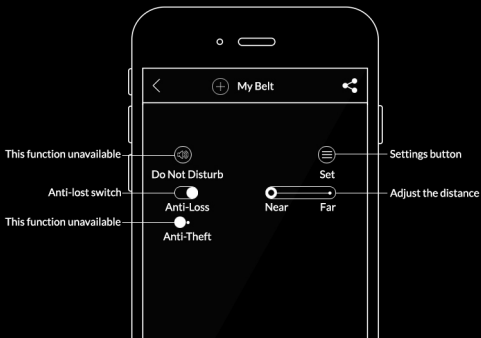
- . Go to Play Store or App Store and search Cloud Wear Application.
- . Download and Install the Application.
- . Open the Application and search for devices.



App Main Interface




App Main Interface



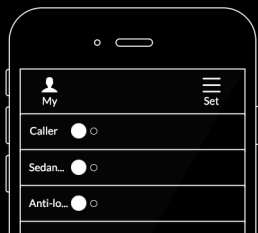
- **First time users need to register a personal account.**
(The app supports QQ, WeChat and Microblogging account)



- Once login is successful, click the "+" button. After the pop-up search device interface, click on the "search device".



- After the product is bound, the user can start the product function and personalize it.



Functions



Two- way reminder- Through the App settings the user can issue the LT smart belt an alarm. When the phone is at a certain distance away from the LT smart belt and vice versa the phone will issue an alarm.



Sedentary reminder- Based on the user's sitting time, it will shock the user to remind them not to sit for too long and to get up and exercise.



Call Alert- When the user receives a call on their phone then the LT smart belt will shake as a reminder to answer the phone.



Movement Step- LT smart belt mode allows the user to record state of motion, calorie consumption and movement steps.



Ringtone- The system comes with default alarm ringtones but the user can also use their own recordings as ringtones.



Description

- . Wipe the leather clean with a dry towel and use a leather brightener.
- . Store in a cool dry place.
- . Do not overload the use of the product.
- . Avoid friction with rough sharp objects.
- . Do not get too close to inflammable objects and other objects that can easily damage the LT smart belt.

How to take care of the product

- . Wipe the leather clean with a dry towel and use a leather brightener.
- . Store in a cool dry place.
- . Do not overload the use of the product.
- . Avoid friction with rough sharp objects.
- . Do not get too close to inflammable objects and other objects that can easily damage the LT smart belt.



Product Basic Parameters

Product Name	LT smart belt
Type of Battery	Polymerized physical battery
Battery capacity and voltage	Polymerized physical battery
Life time	6 months
Communication module	Bluetooth 4.OLE singlemode
Charge and discharge cycle life	500 times
Matching System	ios 7.0 and above Android 4.3 and above
Warranty	1 Year
Sizes Available	95 cm 100 cm 105 cm 110 cm

After Sales Service Commitment

- . Wipe the leather clean with a dry towel and use a leather brightener.
- . Store in a cool dry place.
- . Do not overload the use of the product.
- . Avoid friction with rough sharp objects.
- . Do not get too close to inflammable objects and other objects that can easily damage the LT smart belt.



Leather Talks

Handcrafted Genuine Leather Goods

D-5 A C Market 1, Shakespeare Sarani, Kolkata-700071 
033-22804190/8697326921 
support@leathertalks.com 
www.leathertalks.com 
Reach us at www.facebook.com/leathertalks 
+91 8697326921 