


# Tips on Being Safe Around Pesticides

*Note to trainer:* This is a special Tailgate Training Tip Sheet aimed at making this topic easier for your workers to understand. We suggest that you photocopy this Tip Sheet and hand it to trainees at the start of your training session. You may photocopy this sheet for your employees' personal use. However, it may not be published or sold.

**Editor's note:** Our Tailgate Training Tip Sheets are [available in Spanish at www.gemplers.com](http://www.gemplers.com).


**KEY POINTS:**



Don't eat or drink near pesticides.




Stay out when you see this warning sign.




Pesticides are chemicals that kill pests on plants.



Keep pesticides out of your eyes and mouth and off of your skin.



Don't breathe in pesticides.



Keep pesticides away from food and drink.


(Continued on back)

See our [full line of safety supplies](#), including [respirators](#), [eye](#) and [ear protection](#), [coveralls](#), [first aid](#) and more.

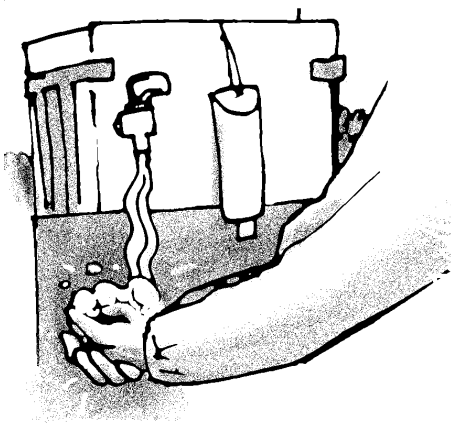
## Tips on Being Safe Around Pesticides



Always check the pesticide label for important information.



Wear the proper clothing when working with pesticides.



Wash your hands with [soap](#) and water at the end of the day.



Immediately leave the area if you feel dizzy or ill.

## PESTISIDE DO'S AND DON'TS

**DO:**



[Wash your hands](#) and face before you eat, drink, smoke or chew gum.

**DON'T:**

**NO**



Don't touch pesticide-contaminated clothing or take it home.

See our [full line of safety supplies](#), including [respirators](#), [eye](#) and [ear protection](#), [coveralls](#), [first aid](#) and more.