

Mix and Load Pesticides Safely

Editor's note: Our Tailgate Training Tip Sheets are [available in Spanish at www.gemplers.com](http://www.gemplers.com).

KEY POINTS:

- Always use personal protective equipment (PPE) when mixing and loading pesticides.
- Carefully follow the instructions on the pesticide label.
- Don't eat, drink or smoke while you are mixing and loading pesticides.

Note to trainer: Follow this script or use it to help guide you through a 10- to 15-minute tailgate training session for your ag/hort workers. You may photocopy this sheet for your employees' personal use. However, it may not be published or sold.

Bring to the training session samples of the personal protective equipment you provide employees who mix and load pesticides.


Know the hazards of mixing and loading

- Mixing and loading pesticides can be very hazardous work.
- That's because you're working with a pesticide in its most concentrated, undiluted form.
- Mixing and loading can expose you to:
 - a large amount of concentrated pesticides
 - an increased risk of splashes or spills
 - the accidental inhalation of small particles of dust, mists or vapors
- Exposure to even a small amount of a highly toxic, undiluted pesticide can cause serious harm.

Warning: Never mix or load pesticides unless you have been properly trained as a handler. And **never** stir pesticides with your hands.

Before you begin

1. Choose a safe site. The best place to mix and load pesticides is outdoors on a concrete pad with curbing and a basin. Don't mix or load pesticides near a pond, stream, well or ditch. If you must mix and load indoors, choose an area with good ventilation and lighting. *Note to trainer: Tell trainees where to mix and load pesticides in your operation.*
2. Check for people and animals. If there are any people in the immediate area, be sure they are wearing personal protective equipment (PPE). Don't mix and load near animals or food.
3. Read the pesticide label. Carefully follow all mixing and loading instructions. Don't use more or less of the pesticide than the amount that's recommended. The label will also tell you what PPE to wear.
4. Check the material safety data sheet (MSDS) for additional safety precautions.



(Continued on back)

See our [full line of safety supplies](#), including respirators, eye and ear protection, coveralls, first aid and more.

Mix and Load Pesticides Safely

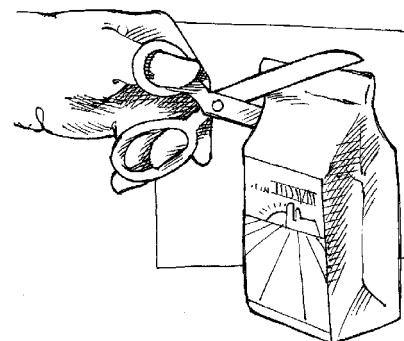
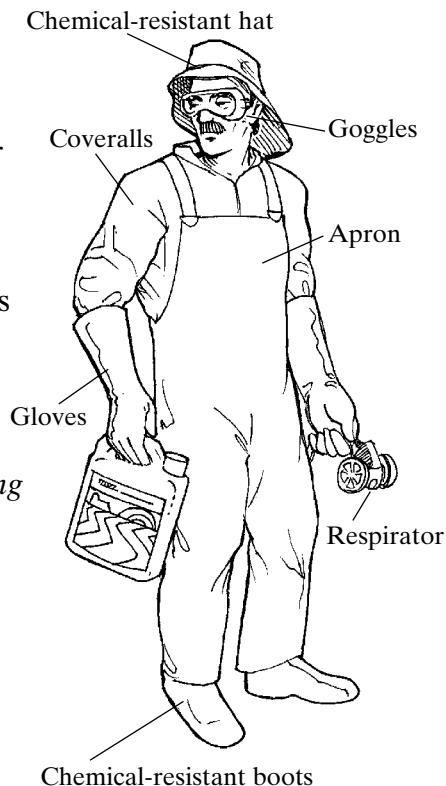
Always use personal protective equipment

- Never mix and load pesticides without wearing the appropriate PPE. Check the pesticide label for the minimum required PPE for pesticide handlers. This PPE may include:
 - [coveralls](#) worn over work clothes
 - a [chemical-resistant apron](#)
 - unlined [chemical-resistant gloves](#) or gloves with separable liners
 - a [respirator](#)
 - a [face shield, shielded safety glasses or goggles](#)
 - unlined [chemical-resistant footwear](#) (not leather)
 - unlined [chemical-resistant headgear](#) for overhead exposure

Note to trainer: Show trainees some of the PPE you provide for mixing and loading pesticides.

More safety tips

- Don't eat, drink or smoke when mixing and loading.
- Never siphon pesticides with your mouth.
- Use a knife or scissors to open paper or cardboard pesticide containers. Don't rip them open.
- Keep the container below eye level when pouring or dumping the pesticide.
- When filling a spray tank, keep the hose above the level of the liquid in the tank.
- Stand upwind when mixing and loading to avoid breathing vapors.
- Don't leave spray tanks or containers unattended. Always close partially used containers and return them to storage.
- Immediately stop working if a pesticide spills or splashes on you. Remove all contaminated clothing and PPE, then thoroughly wash your skin with soap and water. Put on clean PPE before cleaning up a spill and be sure to notify your supervisor.
- Always discard clothing that has been heavily contaminated with pesticide concentrate.
- Follow your supervisor's instructions for wearing, cleaning, storing and disposing of PPE.



Are there any questions?

Note to trainer: Take time to answer trainees' questions. Then review the **Mixing and Loading Safety Do's and Don'ts**.

MIXING AND LOADING DO'S AND DON'TS

DO:

- Carefully follow all instructions on the pesticide label.
- Choose a safe site that's away from people, animals, ditches, streams or other bodies of water.
- Rinse empty pesticide containers three times.

DON'T:

- Rip open paper or cardboard pesticide containers.
- Ever put pesticides in unmarked containers.
- Mix or load pesticides without wearing the proper personal protective equipment.

See our [full line of safety supplies](#), including respirators, eye and ear protection, coveralls, first aid and more.