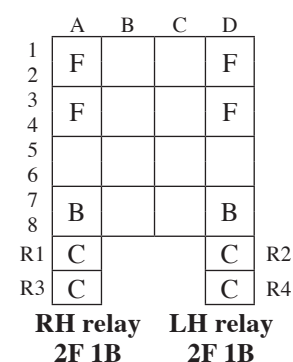
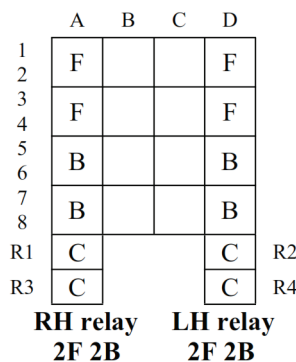
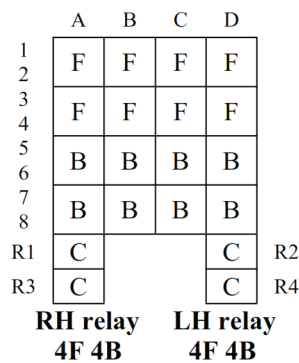
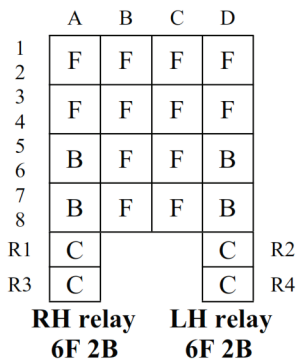


CONTACT LAYOUT:

Note: Layouts shown are when viewed from the rear of the relay.



QBBA1 & QBBA2


CHARACTERISTICS:

The QBBA1 is a double coil relay comprised of two independently operated, tractive armature, dc biased, ac immune relays. The unit is used in applications where a maximum of eight pairs of contacts per relay is required.

Similar to the QBA1, the relay is designed for railway signalling purposes where alternating currents at industrial frequencies (50Hz) may be present and where the relays operation is dependant on the polarity of the coil current.

The contacts are Silver impregnated Graphite to Silver (SIG/Sil). The relays conform to BRB Spec 961.

APPROXIMATE WEIGHT: 1.3 kg



Product code	Nominal working volts	Contacts	Coil resistance (ohms)	Max full operating volts	Minimum release volts	Interlocking
QBBA1-4842164	50	6F 2B LH & RH	1100	40	7.5	ABFHJ
QBBA1-4842176	50	4F 4B LH & RH	1100	40	7.5	ABCEH
QBBA1-4842188	24	6F 2B LH & RH	240	19.2	3.6	ACEGK
QBBA1-4842191	24	4F 4B LH & RH	240	19.2	3.6	ACEFK
*QBBA1-482190	14	2F 1B LH & RH	260	12	1.5	BEFGT
QBBA1-4842232	12	6F 2B LH & RH	65	9.6	1.8	BEFGX
QBBA1-4842244	12	4F 4B LH & RH	65	9.6	1.8	ABDKS
QBBA2-4842205	50	2F 2B LH & RH	2000	40	7.5	BFGJK

Note: Relay with contact configuration 2F 2B LH & RH can be made available as per requirement.

* Special Order