

Our  
social  
media



@wowhelperperco



<https://www.facebook.com/wowhelperperco/>



<https://www.pinterest.com/PetsHelperCo/>



Instagram



Facebook



Pinterest

Make your  
cat happy  
with our other  
furniture



wowhelperperco



Step  
"Heart"


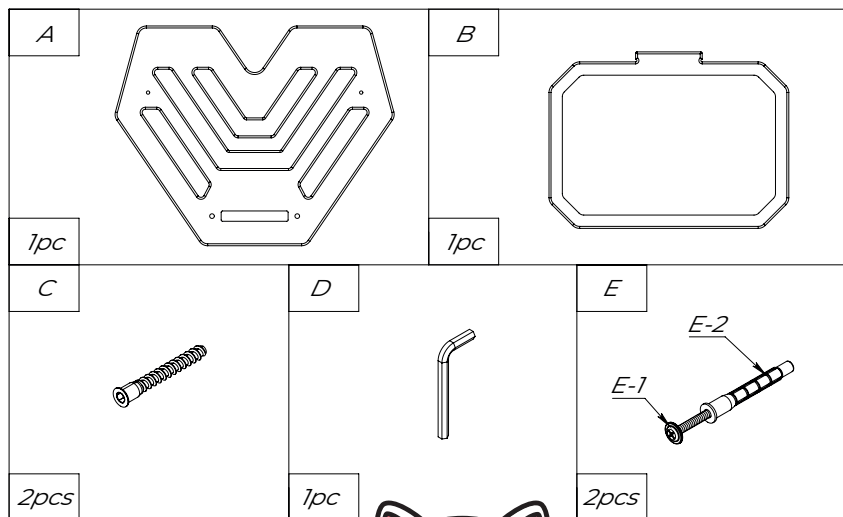


Email: [petshelperperco@gmail.com](mailto:petshelperperco@gmail.com)



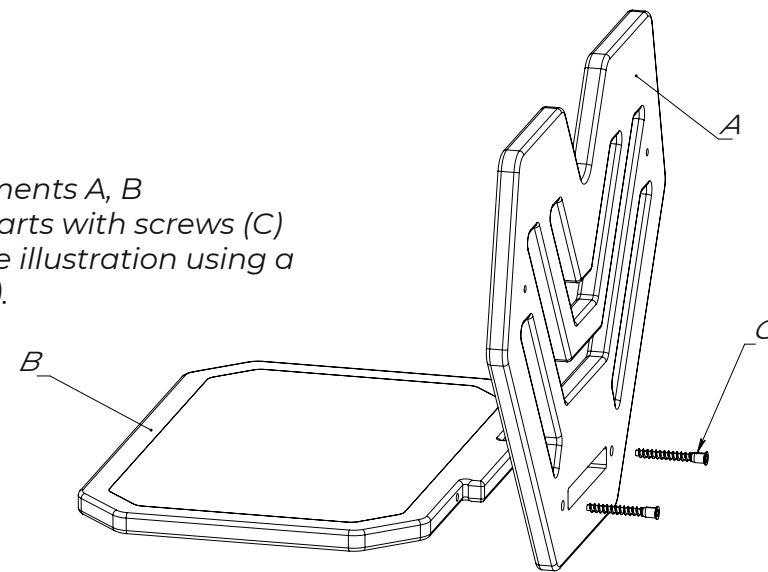
Etsy

## ASSEMBLY PARTS



## STEP 1

1. Take the elements A, B
2. Fasten the parts with screws (C) as shown in the illustration using a hex wrench (D).



## STEP 2

1. Detail E-2 hammer into the wall.
2. Fasten the assembled part and fix with screws E-1.

