



wowhelperperco



Feeder
for 3 bowls



Email: petshelperperco@gmail.com



Etsy

2023



January
S M T W T F S
1 2 3 4 5 6 7
8 9 10 11 12 13 14
15 16 17 18 19 20 21
22 23 24 25 26 27 28
29 30 31

February
S M T W T F S
1 2 3 4
5 6 7 8 9 10 11
12 13 14 15 16 17 18
19 20 21 22 23 24 25
26 27 28

March
S M T W T F S
1 2 3 4
5 6 7 8 9 10 11
12 13 14 15 16 17 18
19 20 21 22 23 24 25
26 27 28 29 30 31



April
S M T W T F S
1
2 3 4 5 6 7 8
9 10 11 12 13 14 15
16 17 18 19 20 21 22
23 24 25 26 27 28 29
30

May
S M T W T F S
1 2 3 4 5 6
7 8 9 10 11 12 13
14 15 16 17 18 19 20
21 22 23 24 25 26 27
28 29 30 31

June
S M T W T F S
1 2 3
4 5 6 7 8 9 10
11 12 13 14 15 16 17
18 19 20 21 22 23 24
25 26 27 28 29 30



July
S M T W T F S
1
2 3 4 5 6 7 8
9 10 11 12 13 14 15
16 17 18 19 20 21 22
23 24 25 26 27 28 29
30 31

August
S M T W T F S
1 2 3 4 5
6 7 8 9 10 11 12
13 14 15 16 17 18 19
20 21 22 23 24 25 26
27 28 29 30 31

September
S M T W T F S
1 2
3 4 5 6 7 8 9
10 11 12 13 14 15 16
17 18 19 20 21 22 23
24 25 26 27 28 29 30



October
S M T W T F S
1 2 3 5 6 7 8
9 10 12 13 14 15
16 17 19 20 21 22
23 24 26 27 28 29
30 31

November
S M T W T F S
1 2 3 4
5 6 7 8 9 10 11
12 13 14 15 16 17 18
19 20 21 22 23 24 25
26 27 28 29 30

December
S M T W T F S
1 2
3 4 5 6 7 8 9
10 11 12 13 14 15 16
17 18 19 20 21 22 23
24 25 26 27 28 29 30



Our
social
media



@wowhelperperco



<https://www.facebook.com/wowhelperperco/>



<https://www.pinterest.com/PetsHelperCo/>



Instagram

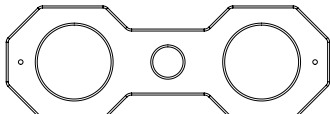
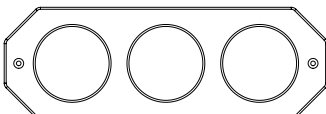

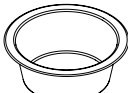

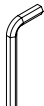


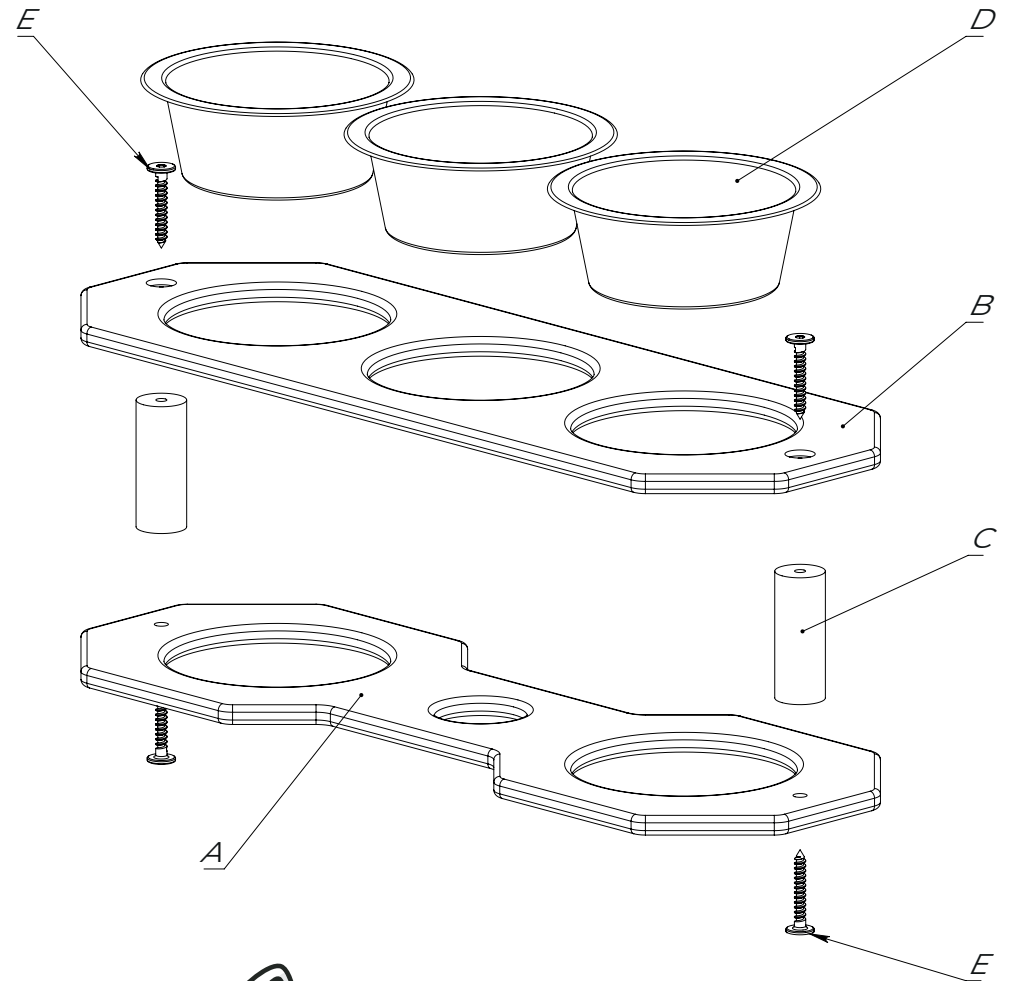

Facebook



Pinterest

ASSEMBLY PARTS

<div>A</div> <div></div>	<div>B</div> <div></div>
<div>1pc</div>	<div>1pc</div>
<div>C</div> <div></div>	<div>D</div> <div></div>
<div>2pcs</div>	<div>3pcs</div>
<div>E</div> <div></div>	<div>F</div> <div></div>
<div>4pcs</div>	<div>1pc</div>



1. Take the elements A, B, C, D.
2. Fasten the parts with screws (E) as shown in the illustration using a hex wrench (F).