




2005 – Current Tacoma 4wd Engine Skid Plate



Remove 4 bolts and factory front Skidplate.



2. Remove 4 bolts and rear Engine Skid (if equipped).



3. Remove Skid support brackets, save 2 factory bolts for installation of OKX Engine Skid.



4. Install OKX Engine Skid using 2 factory bolts and supplied M8x35mm bolts, washers & 3/8" spacers.