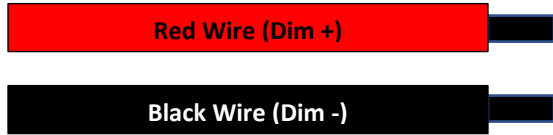
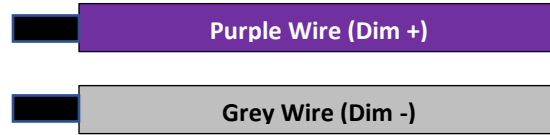


Dimmer Diagram:



Dimmer Wires



Fixture Dimming Wires


Dimmer Wires	Fixture Wires
Red Wire	Purple Wire
Black Wire	Grey Wire

How to Connect dimmer to Fixture:

Step 1: Identify fixtures diming cable and follow the above diagram.



Step 2: Attached dimmer wires with fixture dimmers using wire nuts provided. Purple to Red wire. Grey to Black Wire



Step 3: Control Your light output up to 50 %



NOTE: Do not require to connect BK/WT (Vprg) wire for dimming function.