



# Medium Pressure Constant Volume Venturi Valve

## Data Sheet



Constant Volume Venturi Valve



Stainless Steel Struts

Designed to maintain a constant flow rate regardless of the changing duct static pressure, Triatek's Medium Pressure Constant Volume Venturi Valves are easy to install and extremely dependable.

The Medium Pressure Constant Volume Venturi Valves maintain a constant CFM at a specific shaft position over a range of 0.6" to 3" wc. As static pressure increases or decreases, the internal cone adjusts to maintain a constant volume of air.

Constant Volume Venturi Valves are typically used for applications including biosafety cabinets, constant volume fume hoods, ventilated cabinets, and outside air regulation.

Additionally, Triatek offers Kynar and Heresite coating on all of its valves for even greater resistance to corrosive environments.

### FEATURES INCLUDE

- Variable airflow with constant flow design
- Fully pressure independent
- Factory calibrated flow
- Field adjustable
- Available in 8", 10", 12", and 14" diameter
- Can be ganged for increased flow
- Available in standard aluminum and with optional Kynar or Heresite coating
- Low pressure drop

# Medium Pressure Constant Volume Venturi Valve

## Data Sheet

### Medium Pressure Constant Volume Venturi Valve Construction


Cone	Aluminum 18 gauge
Cone Central Shaft	Stainless Steel 316
Casing	Aluminum 14 gauge
Cone Central Shaft Bearings	Teflon
Control Spring, Cross Supports, Links	Stainless Steel

### Individual Valves


Unit Size	Inside Diameter		Outside Diameter		Length		Clearance Height		Min. Flow		Max. Flow	
	in.	mm	in.	mm	in.	mm	in.	mm	cfm	L/s	cfm	L/s
8"	7.75	197	7.88	200	23.00	584	14	356	35	17	700	330
10"	9.74	247	9.87	251	26.00	660	16	406	50	24	1000	472
12"	11.68	297	11.80	300	26.80	681	18	457	90	42	1500	708
14"	13.62	346	13.75	349	29.87	759	22	559	175	83	2100	991

### Ganged Valves (Valves can be ganged together in any combination up to 6 valves.)

Unit Size & Number	Length		Width		Collar Height		Clearance Height		Min. Flow		Max Flow		
	in.	mm	in.	mm	in.	mm	in.	mm	cfm	L/s	cfm	L/s	
10"	2	30.00	762	22.63	575	11.44	291	17	432	100	47	2000	944
	3	30.00	762	33.75	857	11.44	291	17	432	150	71	3000	1416
	4	30.00	762	22.50	572	22.88	581	34	864	200	94	4000	1888
	6	30.00	762	33.75	857	22.88	581	34	864	300	142	6000	2832
12"	2	30.80	782	26.75	679	13.50	343	19	483	180	85	3000	1416
	3	30.80	782	40.00	1016	13.50	343	19	483	270	127	4500	2124
	4	30.80	782	26.75	679	27.00	686	38	965	360	170	6000	2832
	6	30.80	782	40.00	1016	27.00	686	38	965	540	255	9000	4248
14"	2	33.87	860	32.15	817	16.00	406	24	610	350	165	4200	1982
	3	33.87	860	48.30	1227	16.00	406	24	610	525	248	6300	2973
	4	33.87	860	32.15	817	32.00	813	48	1219	700	330	8400	3964

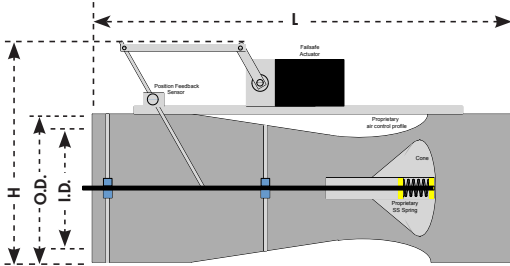


Heresite Coated Constant Volume Venturi Valve



Kynar Coated Constant Volume Venturi Valve

Product specifications are subject to change without notice. Triatek is a registered trademark of Triatek LLC. 050912



### Part Number Guide



# of Valves	Diameter	Shell Coating	Thermal Insulation	Actuator	Type	Coupling	Orientation	Pressure Range
0 = 1 Valve 2 = 2 Valves 3 = 3 Valves 4 = 4 Valves	8 = 8" 10 = 10" 12 = 12" 14 = 14"	A = Aluminum H = Aluminum/Heresite K = Aluminum/Kynar	N = No Insulation I = Insulated	FA = Elec., Fast Acting CV = No Actuator S = Special Order Actuator	PC = Partially Closed	N = No Coupling* F = Flanged† D = Duct Band Clamp	H = Horizontal* V = Vertical	M = Medium*

\* Denotes valve defaults if not specified otherwise.

† Contact Triatek for information on ganging flanged valves.

Teflon® is a registered trademark of DuPont.

