

GABOR[®]

EVERY DAY AND
IN EVERY WAY...
BEAUTIFUL!

2023 WIG & HAIRPIECE COLLECTION
FEATURING THE NEW DESIGNER SERIES

INDEX OF STYLES

NAME | COLLECTION | PG



TRU2LIFE COLORS

Designer Series

NEW! Make A Statement	Luxury	7
NEW! Out The Door	Luxury	3
NEW! Own The Room	Luxury	9
NEW! Trend Alert	Luxury	5



LUMINOUS COLORS

Gabor Luxury

<i>All The Best</i>	Luxury	14
<i>Bend The Rules</i>	Luxury	13
<i>Blushing Beauty</i>	Luxury	15
<i>Bouncy Beauty</i>	Luxury	20
<i>Cameo Cut</i>	Luxury	16
<i>Center of Attention</i>	Luxury	20
<i>Curl Appeal</i>	Luxury	22
<i>Curl Up</i>	Luxury	25
<i>Curves Ahead</i>	Luxury	35
<i>Debutante</i>	Luxury	18
<i>Dream Do</i>	Luxury	23
<i>Epic (A, L)</i>	Luxury	21
<i>Everyday Elegant</i>	Luxury	31
<i>Falling For You</i>	Luxury	17
<i>Flatter Me</i>	Luxury	16
<i>Forever Chic</i>	Luxury	34
<i>Fresh Chic</i>	Luxury	22
<i>High Impact (A, L)</i>	Luxury	36
<i>High Society</i>	Luxury	25
<i>Modern Motif</i>	Luxury	26
<i>Opulence (A, L)</i>	Luxury	33

NAME | COLLECTION | PG

LUMINOUS COLORS - Continuation

<i>Perfection</i>	Luxury	27
<i>Pinnacle</i>	Luxury	34
<i>Pixie Perfect (P)</i>	Luxury	31
<i>Premium</i>	Luxury	27
<i>Premium Luxury</i>	Luxury	17
<i>Radiant Beauty</i>	Luxury	30
<i>Runway Waves (A, L)</i>	Luxury	32
<i>Serving Style</i>	Luxury	19
<i>Sheer Elegance</i>	Luxury	23
<i>Simply Flawless (PA)</i>	Luxury	37
<i>Socialite</i>	Luxury	24
<i>Soft & Subtle (PA, AL)</i>	Luxury	38
<i>Spring Romance</i>	Luxury	14
<i>Stepping Out (A, L)</i>	Luxury	28
<i>Sweet Escape</i>	Luxury	35
<i>Sweet Talk (A, L)</i>	Luxury	29
<i>Sweet Talk Luxury</i>	Luxury	26
<i>Timeless Beauty</i>	Luxury	24
<i>Trending Tresses</i>	Luxury	19
<i>Twirl & Curl</i>	Luxury	18
<i>Unspoken</i>	Luxury	12
<i>Upper Cut</i>	Luxury	30



+PLUS COLORS

Gabor Luxury

<i>Affluence</i>	Luxury	41
<i>Carte Blanche (A, L)</i>	Luxury	44
<i>Gala Luxury</i>	Luxury	42
<i>Incentive (P, A)</i>	Luxury	43
<i>Paradox</i>	Luxury	40
<i>Precedence</i>	Luxury	41
<i>Prodigy</i>	Luxury	40

INDEX OF STYLES

NAME | COLLECTION | PG

NAME | COLLECTION | PG



LUMINOUS COLORS

Gabor

<i>Belle</i>	Gabor	49
<i>Chic Choice</i>	Gabor	48
<i>Flirt (P, A)</i>	Gabor	50
<i>Shape Up</i>	Gabor	48
<i>Simply Classic</i>	Gabor	46
<i>Soft Romance</i>	Gabor	47
<i>True Demure (PA)</i>	Gabor	49



+PLUS COLORS

Gabor

<i>Acclaim (P,A,L)</i>	Gabor	54
<i>Aspire (P,A)</i>	Gabor	58
<i>Cheer</i>	Gabor	55
<i>Commitment (A,L)</i>	Gabor	53
<i>Folly</i>	Gabor	57
<i>Fortune</i>	Gabor	52
<i>Gala (A,L)</i>	Gabor	56
<i>Innuendo</i>	Gabor	59
<i>Instinct (PA,AL)</i>	Gabor	53
<i>Perk (P,A)</i>	Gabor	60
<i>Renew</i>	Gabor	52
<i>Resolve</i>	Gabor	57
<i>Sensation</i>	Gabor	55
<i>Zest</i>	Gabor	59

LUMINOUS COLORS

Hairpieces

<i>Top Perfect</i>	Hairpieces	62
<i>Top Tier</i>	Hairpieces	62
<i>Under Cover Halo</i>	Hairpieces	62



EXCELLE COLORS

Gabor Essentials

NEW! Ambitious	Essentials	64
<i>Elation</i>	Essentials	68
NEW! Enthusiastic	Essentials	65
<i>Gratitude</i>	Essentials	70
<i>Honesty</i>	Essentials	69
<i>Joy</i>	Essentials	69
<i>Love</i>	Essentials	71
NEW! Notion	Essentials	66
<i>Peace</i>	Essentials	67
<i>Prosperity</i>	Essentials	67
<i>Spirit</i>	Essentials	70
<i>Strength</i>	Essentials	72
<i>Thrill</i>	Essentials	68
<i>Virtue</i>	Essentials	72
<i>Visionary</i>	Essentials	71



HAIR CARE PRODUCTS & ACCESSORIES

<i>Hair Care Products</i>	73
<i>Care Instructions</i>	74
<i>HairUWear Accessories</i>	75
<i>Style/Color Matrices</i>	79
<i>Gabor Essentials Colors Chart</i>	83
<i>Plus Colors Chart</i>	Inside Back Cover
<i>Luminous Colors Chart</i>	Back Cover Flap
<i>Designer Series Colors Chart</i>	Front Cover Flap

GABOR®
LUXURY DESIGNER SERIES

INSPIRED BY
AND CREATED
FOR YOU.

GABOR® 2023 COLLECTION

Cover model is wearing NEW! Own The Room in GF132SS
Shown here from left to right: NEW! Make A Statement in GF8-29SS, NEW! Trend Alert in GF19-23SS,
Frank Campanella - HairUWear Designer, NEW! Out The Door in GF11-25SS and NEW! Own The Room in GF132SS



Gabor proudly introduces our new Designer Series. This collection of specially crafted wigs is the result of a unique and ongoing collaboration with our most valued partner... YOU. As designers, we often hear from wig wearers and retailers. We've learned what you love, as well as what you need, and what you'd like more of. And we've turned this valuable feedback into the inspiration for our newest collection: the Gabor Luxury Designer Series.

To make each inspired style beautiful and believable, we've paired Gabor's most luxurious features with our exclusive, heat-friendly Tru2Life fiber that looks and acts like human hair.





NEW

Effortless, shake-and-go style. Short and sassy with a fine lace front that lets you wear the piecy bang forward or brushed back. Curl the heat-friendly Tru2Life hair for volume or flat iron for a sleeker look. Get Out The Door and on with your day!

OUT THE
DOOR



NEW

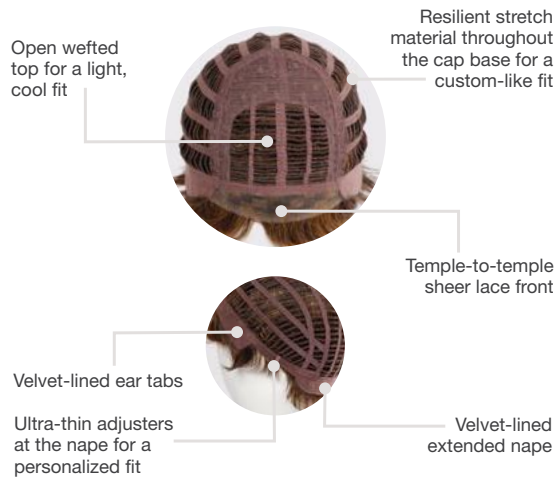
OUT THE DOOR



Front: 3½" | **Crown:** 3¾" | **Sides:** 2¼" | **Back:** 3¼" | **Nape:** 1¾" | **Weight:** 2.33 oz.

Cap Size: Average

Temple-To-Temple Sheer Lace Front



Available Colors:

GF1-2, GF6-8, GF6-30, GF14-88, GF16-22, GF19-23, GF29-25, GF31-29, GF56-1001, GF119, GF511, GF56-60.

Shadow Shades: GF4-10SS, GF8-12SS, GF8-29SS, GF9-24SS, GF10-22SS, GF11-25SS, GF12-22SS, GF132SS, GF14-22SS, GF17-23SS, GF19-23SS, GF19-33SS, GF44-60SS.



Model is wearing GF11-25SS. Front, sides and back shown in GF8-29SS.



NEW

For a casual look or special occasion, Trend Alert is the perfect choice. This full volume bob includes lush layers that can be styled for maximum volume or smoothed to be more subtle. The Tru2Life synthetic hair moves beautifully and gives the naturally waved texture depth and dimension.

TREND ALERT



NEW

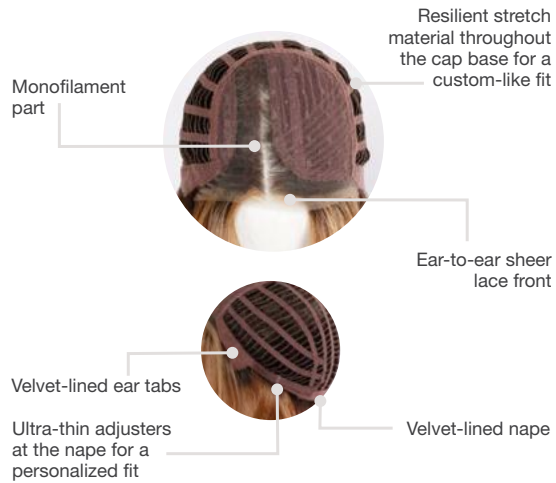
TREND ALERT



Front: 7" | Crown: 9½" | Sides: 5½" | Back: 7" | Nape: 2½" | Weight: 3.5 oz.

Cap Size: Average

Ear-To-Ear Sheer Lace Front & Monofilament Part



Available Colors:

GF1-2, GF6-8, GF6-30, GF14-88, GF16-22, GF19-23, GF29-25, GF31-29, GF56-1001, GF119, GF511, GF56-60.

Shadow Shades: GF4-10SS, GF8-12SS, GF8-29SS, GF9-24SS, GF10-22SS, GF11-25SS, GF12-22SS, GF132SS, GF14-22SS, GF17-23SS, GF19-23SS, GF19-33SS, GF44-60SS.



*Model at left is wearing GF19-23SS. Model above is wearing GF4-10SS.
Front, sides and back shown in GF29-33SS.*



NEW

This modern bob takes you from day to night with straight and piecey style that suits any occasion. The extended lace front gives you the flexibility to wear the sweeping bangs whichever way you prefer. You can even use a curling iron to give the heat-friendly Tru2Life hair a soft wave. So go ahead and Make A Statement just the way you like.

MAKE A
STATEMENT



NEW

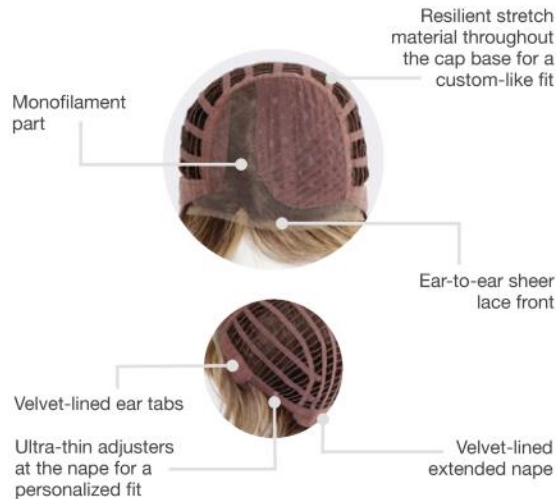
MAKE A STATEMENT



Front: 4½" | **Crown:** 6" | **Sides:** 5" | **Back:** 4" | **Nape:** 2½" | **Weight:** 2.7 oz.

Cap Size: Average

Ear-To-Ear Sheer Lace Front & Monofilament Part



Available Colors:

GF1-2, GF6-8, GF6-30, GF14-88, GF16-22, GF19-23, GF29-25, GF31-29, GF56-1001, GF119, GF511, GF56-60.

Shadow Shades: GF4-10SS, GF8-12SS, GF8-29SS, GF9-24SS, GF10-22SS, GF11-25SS, GF12-22SS, GF132SS, GF14-22SS, GF17-23SS, GF19-23SS, GF19-33SS, GF44-60SS.



*Model at left is wearing GF8-29SS. Model above is wearing GF56-1001.
Front, sides and back shown in GF9-24SS.*



NEW

Long sleek layers in a mid-length cut create the look of length. Ageless and effortless. Easier to maintain and flattering for women of all ages. An extended lace front lets you wear half up or brushed away from the face with a beautifully natural-looking hairline. You will easily Own The Room in this youthful, seductive style.

OWN THE
ROOM



NEW

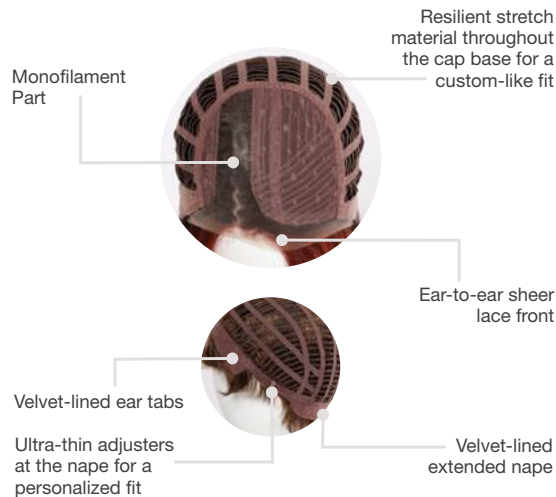
OWN THE ROOM



Front: 9" | **Crown:** 11" | **Sides:** 10½" | **Back:** 11½" | **Nape:** 8½" | **Weight:** 4.6 oz.

Cap Size: Average

Ear-To-Ear Sheer Lace Front & Monofilament Part



Available Colors:

GF1-2, GF6-8, GF6-30, GF14-88, GF16-22, GF19-23, GF29-25, GF31-29, GF56-1001, GF119, GF511, GF56-60.

Shadow Shades: GF4-10SS, GF8-12SS, GF8-29SS, GF9-24SS, GF10-22SS, GF11-25SS, GF12-22SS, GF132SS, GF14-22SS, GF17-23SS, GF19-23SS, GF19-33SS, GF44-60SS.



*Model at left is wearing GF132SS. Model above is wearing GF14-22SS.
Front, sides and back shown in GF132SS.*

DIMENSIONAL SHADES WITH SUBTLE, NATURAL-LOOKING HIGHLIGHTS

LUMINOUS COLORS

GABOR® LUXURY

It's the freedom to spend more time doing the things you love, knowing your hair looks both beautiful and believable. And that's worth every penny.

KANEKALON
flexlite
MODACRYLIC

Model is wearing Cameo Cut in GL56-60 (page 16)

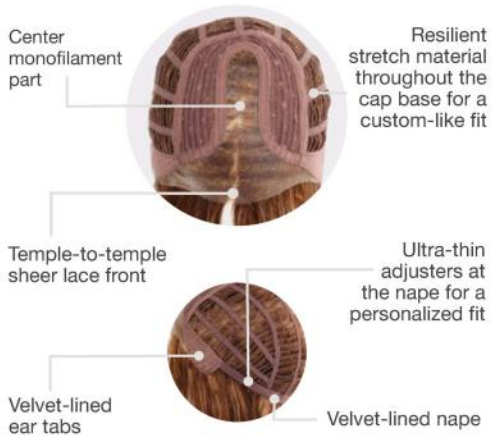


UNSPOKEN

Shown in GL8-10 | Alt model shown in GL11-25SS

Light, airy, and perfectly undone. Style away from the face or forward. Either way, the result is unforgettable.

Temple-To-Temple Sheer Lace Front & Monofilament Part



Front: 7½" | **Crown:** 10" | **Sides:** 7½" | **Back:** 8½" | **Nape:** 3"
Weight: 3.6 oz. | **Cap Size:** Average

Available Colors: GL1-2, GL2-6, GL 4-8, GL6-30, GL8-10, GL8-29, GL10-12, GL10-14, GL11-25, GL12-14, GL12-16, GL14-16, GL14-22, GL15-26, GL16-27, GL18-23, GL23-101, GL27-22, GL27-29, GL29-31, GL44-51, GL51-56, GL56-60, GL60-101. (Front, sides and back shown in GL29-31)

Soft Shades™ Colors: GL8-29SS, GL11-25SS, GL14-16SS, GL14-22SS, GL15-26SS, GL16-27SS, GL23-101SS, GL29-31SS, GL44-66SS, GL613-88SS.



BEND THE RULES

Shown in GL10-12

Get ready to bend the rules in spontaneous style with an irresistibly fun cut that's always ready to shake things up.

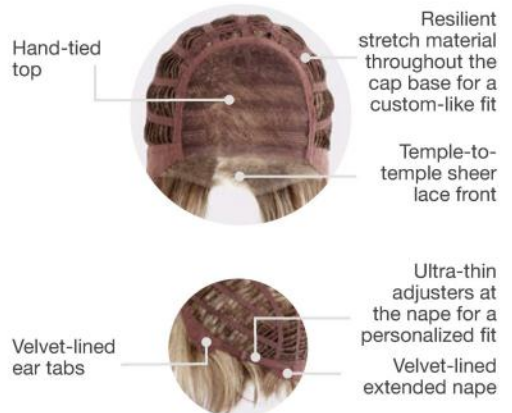


Front: 6¼" | **Crown:** 6¼" | **Sides:** 5¼" | **Back:** 4¼" | **Nape:** 1½"
Weight: 2.6 oz. | **Cap Size:** Average

Available Colors: GL1-2, GL2-6, GL4-8, GL6-30, GL8-10, GL8-29, GL10-12, GL10-14, GL11-25, GL12-14, GL12-16, GL14-16, GL14-22, GL15-26, GL16-27, GL18-23, GL23-101, GL27-22, GL27-29, GL29-31, GL30-32, GL33-130, GL38-48, GL44-51, GL51-56, GL56-60, GL60-101.
(Front, sides and back shown in GL18-23)

Soft Shades™ Colors: GL8-29SS, GL11-25SS, GL14-16SS, GL14-22SS, GL15-26SS, GL16-27SS, GL23-101SS, GL29-31SS, GL44-66SS, GL613-88SS.

Temple-To-Temple Sheer Lace Front & Hand-Tied Top





ALL THE BEST

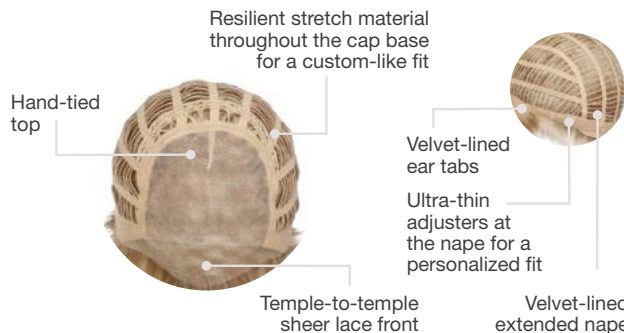
Shown in GL6-30

This sculpted short style has all the best features: a hand-tied top, an extended lace front and ultra-light, low density.



Front: 6" | **Crown:** 6" | **Sides:** 1¾" | **Back:** 4½"
Nape: 1¾" | **Weight:** 2.2 oz. | **Cap Size:** Average

Temple-To-Temple Sheer Lace Front, Hand-Tied Top



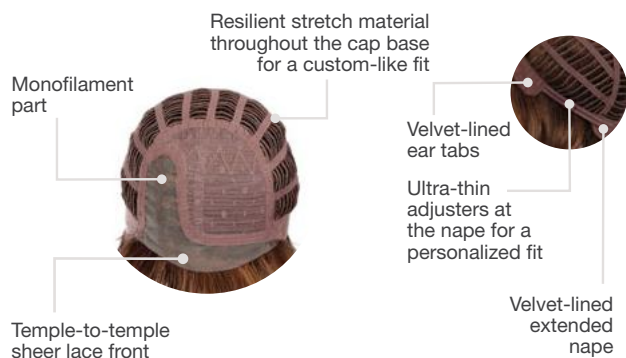
Available Colors: GL1-2, GL2-6, GL4-8, GL6-30, GL8-10, GL8-29, GL10-12, GL10-14, GL11-25, GL12-14, GL12-16, GL14-16, GL14-22, GL15-26, GL16-27, GL18-23, GL23-101, GL27-22, GL27-29, GL29-31, GL30-32, GL33-130, GL38-48, GL44-51, GL51-56, GL56-60, GL60-101.

Soft Shades™ Colors: GL8-29SS, GL11-25SS, GL14-16SS, GL14-22SS, GL15-26SS, GL16-27SS, GL23-101SS, GL29-31SS, GL613-88SS, GL44-66SS. (Front, sides and back shown in GL11-25SS)



Front: 4½" | **Crown:** 6¾" | **Sides:** 5¾" | **Back:** 5¾"
Nape: 2¼" | **Weight:** 2.9 oz. | **Cap Size:** Average

Temple-To-Temple Sheer Lace Front, Monofilament Part



Available Colors: GL1-2, GL2-6, GL4-8, GL6-30, GL8-10, GL8-29, GL10-12, GL10-14, GL11-25, GL12-14, GL12-16, GL14-16, GL14-22, GL15-26, GL16-27, GL18-23, GL23-101, GL27-22, GL27-29, GL29-31, GL38-48, GL30-32, GL33-130, GL44-51, GL51-56, GL56-60, GL60-101.

Soft Shades™ Colors: GL8-29SS, GL11-25SS, GL14-16SS, GL14-22SS, GL15-26SS, GL16-27SS, GL23-101SS, GL29-31SS, GL613-88SS, GL44-66SS.
 (Front, sides and back shown in GL14-22SS)



SPRING ROMANCE

Shown in GL29-31

It's easy to fall hard for this soft, textured shag with its razor cut layers that frame the face and charming eyelash bang.



BLUSHING BEAUTY

Shown in GL23-101SS

Soft, salon-inspired barrel curls are so flattering – and so easy to make your own! Mist for texture or brush for a fuller look.

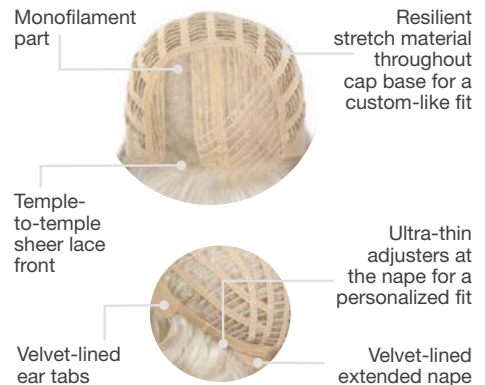


Front: 6" | **Crown:** 6" | **Sides:** 6" | **Back:** 7½" | **Nape:** 5½" | **Weight:** 3.6 oz.
Cap Size: Average

Available Colors: GL1-2, GL2-6, GL4-8, GL6-30, GL8-10, GL8-29, GL10-12, GL10-14, GL11-25, GL12-14, GL12-16, GL14-16, GL14-22, GL15-26, GL16-27, GL18-23, GL23-101, GL27-22, GL27-29, GL29-31, GL30-32, GL33-130, GL38-48, GL44-51, GL51-56, GL56-60, GL60-101.

Soft Shades™ Colors: GL8-29SS, GL11-25SS, GL14-16SS, GL14-22SS, GL15-26SS, GL16-27SS, GL23-101SS, GL29-31SS, GL613-88SS, GL44-66SS
(Front, sides and back shown in GL29-31SS)

Temple-To-Temple Sheer Lace Front Monofilament Part





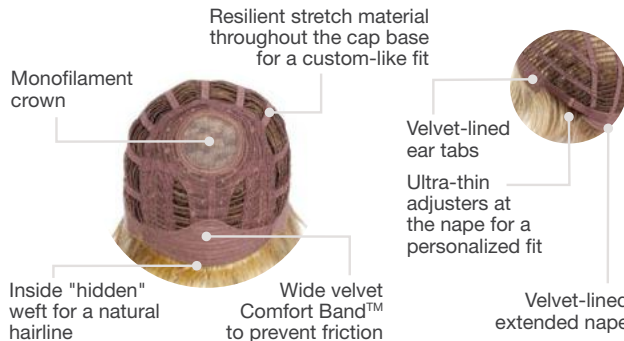
CAMEO CUT

Shown in GL56-60



Front: 4¼" | **Crown:** 6" | **Sides:** 6" | **Back:** 5"
Nape: 2½" | **Weight:** 2.8 oz. | **Cap Size:** Average

Monofilament Crown



Available Colors: GL1-2, GL2-6, GL4-8, GL6-30, GL8-10, GL8-29, GL10-12, GL10-14, GL11-25, GL12-14, GL12-16, GL14-16, GL14-22, GL15-26, GL16-27, GL18-23, GL23-101, GL27-22, GL27-29, GL29-31, GL30-32, GL44-51, GL51-56, GL56-60, GL60-101.

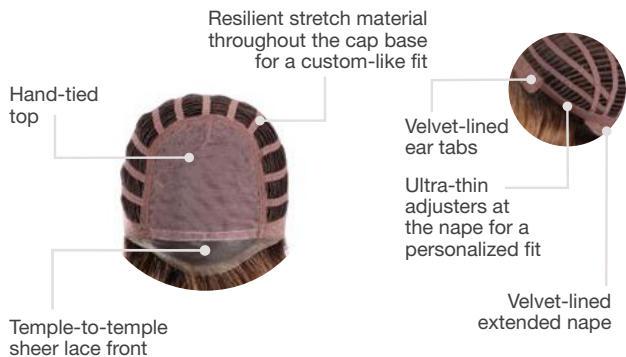
Soft Shades™ Colors: GL8-29SS, GL11-25SS, GL14-16SS, GL14-22SS, GL15-26SS, GL16-27SS, GL23-101SS, GL29-31SS, GL613-88SS, GL44-66SS. (Front, sides and back shown in GL8-29SS)

An updated, tapered bob with softly textured layers, a flirty bang and a neatly sculpted, form-fitting nape.



Front: 5¾" | **Crown:** 9" | **Sides:** 7½" | **Back:** 6"
Nape: 5" | **Weight:** 3.4 oz. | **Cap Size:** Average

Lace Front & Hand-Tied Top



Available Colors: GL1-2, GL2-6, GL4-8, GL6-30, GL8-10, GL8-29, GL10-12, GL10-14, GL11-25, GL12-14, GL12-16, GL14-16, GL14-22, GL15-26, GL16-27, GL18-23, GL23-101, GL27-22, GL27-29, GL29-31, GL30-32, GL44-51, GL51-56, GL56-60, GL60-101. (Front, sides and back shown in GL11-25)

Soft Shades™ Colors: GL8-29SS, GL11-25SS, GL14-16SS, GL14-22SS, GL15-26SS, GL16-27SS, GL23-101SS, GL29-31SS, GL613-88SS, GL44-66SS.



FLATTER ME

Shown in GL23-101SS

Free-flowing smooth lengths with professionally textured layers that feather around the sides and back. So flattering.

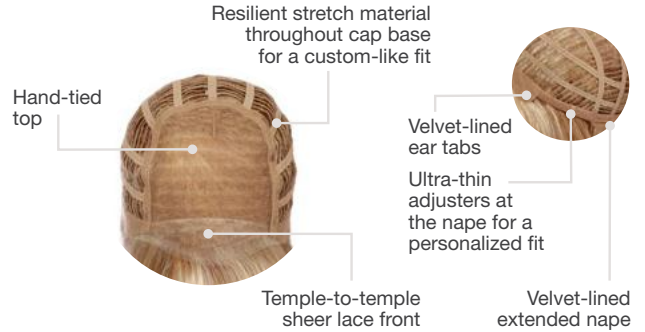
PREMIUM LUXURY

Shown in GL6-30



Front: 4¼" | **Crown:** 10" | **Sides:** 7½" | **Back:** 9½"
Nape: 5¾" | **Weight:** 3.3 oz. | **Cap Size:** Average

Temple-To-Temple Sheer Lace Front & Hand-Tied Top



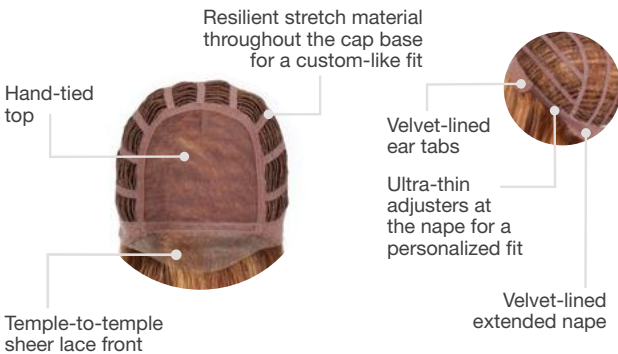
Available Colors: GL2-6, GL4-8, GL6-30, GL8-10, GL8-29, GL10-12, GL10-14, GL11-25, GL12-14, GL12-16, GL14-16, GL14-22, GL15-26, GL16-27, GL18-23, GL23-101, GL27-22, GL27-29, GL29-31, GL30-32, G33-130.
(Front, sides and back shown in GL14-22)

A fully hand-tied top makes this smooth, straight, angle-cut page beautifully natural-looking.



Front: 15" | **Crown:** 15" | **Sides:** 13" | **Back:** 15"
Nape: 12" | **Weight:** 6 oz. | **Cap Size:** Average

Temple-To-Temple Sheer Lace Front & Hand-Tied Top



Available Colors: GL2-6, GL4-8, GL6-30, GL8-10, GL8-29, GL10-12, GL11-25, GL14-22, GL23-101, GL27-29, GL29-31, GL33-130. *(Front, sides and back shown in GL8-29)*

Soft Shades™ Colors: GL8-29SS, GL11-25SS, GL14-16SS, GL14-22SS, GL23-101SS, GL613-88SS.

FALLING FOR YOU

Shown in GL11-25SS



You'll be instantly smitten with the slightly layered, classic longer look and low-density, hand-tied top.



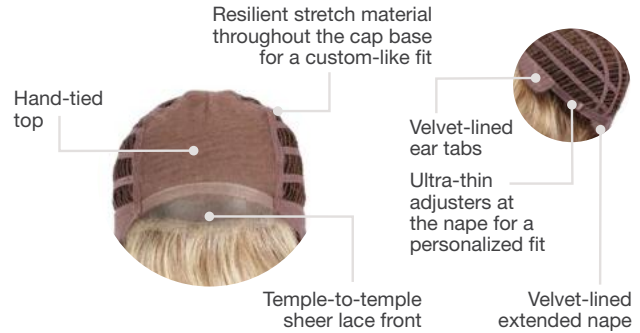
DEBUTANTE

Shown in GL11-25SS



Front: 4¼" | **Crown:** 6½" | **Sides:** 4½" | **Back:** 5½"
Nape: 5½" | **Weight:** 3.2 oz. | **Cap Size:** Average

Temple-To-Temple Lace Front & Hand-Tied Top



Available Colors: GL1-2, GL2-6, GL4-8, GL6-30, GL8-10, GL8-29, GL10-12, GL10-14, GL11-25, GL12-16, GL14-16, GL14-22, GL16-27, GL23-101, GL27-22, GL27-29, GL30-32, GL33-130, GL38-48, GL44-51, GL51-56, GL56-60, GL60-101.

Soft Shades™ Colors: GL8-29SS, GL11-25SS, GL14-16SS, GL14-22SS, GL15-26SS, GL16-27SS, GL23-101SS, GL29-31SS, GL613-88SS, GL44-66SS.

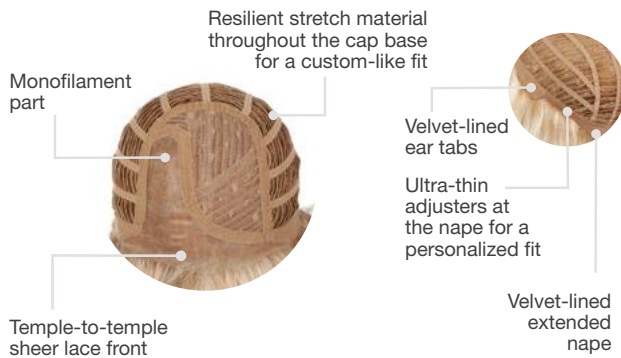
(Front, sides and back shown in GL29-31SS)

Multi-layered, soft, swept-back waves make a fashionable entrance with lightweight texture and natural movement.



Front: 8½" | **Crown:** 11" | **Sides:** 7" | **Back:** 8"
Nape: 4" | **Weight:** 3.25 oz. | **Cap Size:** Average

Lace Front & Monofilament Part



Available Colors: GL1-2, GL2-6, GL4-8, GL6-30, GL8-10, GL8-29, GL10-12, GL10-14, GL11-25, GL14-16, GL14-22, GL23-101, GL30-32, GL33-130, GL 51-56, GL56-60, GL60-101.
 (Front, sides and back shown in GL613-88SS)

Soft Shades™ Colors: GL29-31SS, GL8-29SS, GL11-25SS, GL14-16SS, GL14-22SS, GL15-26SS, GL16-27SS, GL613-88SS, GL23-101SS, GL44-66SS.




TWIRL & CURL

Shown in GL14-22SS

Smooth at the top with voluminous loose barrel curls. Brush into a layered bob, or spritz and scrunch for piecey texture.

SERVING STYLE

Shown in GL8-29

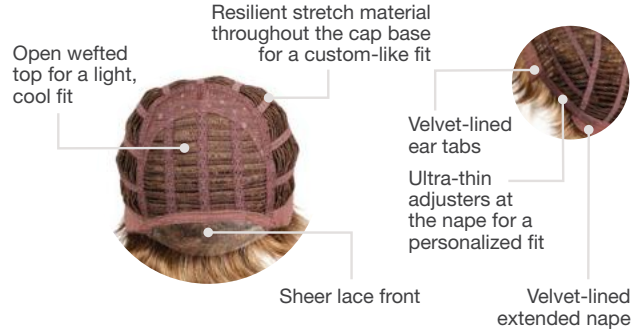


A sassy silhouette with gently sculpted waves, a short piecey bang and professionally tapered lengths at the nape.



Front: 3¼" | **Crown:** 3½" | **Sides:** 3¼" | **Back:** 2¼"
Nape: 1¾" | **Weight:** 1.9 oz. | **Cap Size:** Average

Lace Front



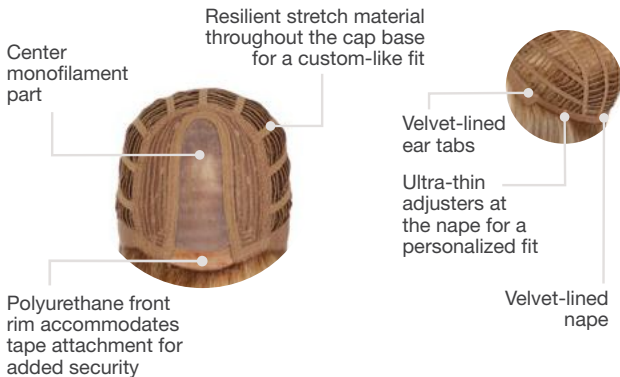
Available Colors: GL1-2, GL2-6, GL4-8, GL6-30, GL8-10, GL8-29, GL10-12, GL10-14, GL11-25, GL12-14, GL12-16, GL14-16, GL14-22, GL15-26, GL16-27, GL18-23, GL23-101, GL27-22, GL27-29, GL29-31, GL30-32, GL44-51, GL51-56, GL56-60, GL60-101. (Front, sides and back shown in GL10-12)

Soft Shades™ Colors: GL8-29SS, GL11-25SS, GL14-16SS, GL14-22SS, GL15-26SS, GL16-27SS, GL23-101SS, GL29-31SS, GL613-88SS, GL44-66SS.



Front: 5½" | **Crown:** 12½" | **Sides:** 12½" | **Back:** 12½"
Nape: 12½" | **Weight:** 5 oz. | **Cap Size:** Average

Polyurethane Front & Center Monofilament Part



Available Colors: GL1-2, GL2-6, GL4-8, GL6-30, GL8-10, GL8-29, GL10-12, GL10-14, GL11-25, GL12-14, GL12-16, GL14-22, GL16-27, GL23-101, GL27-22, GL30-32, GL33-130.

Soft Shades™ Colors: GL8-29SS, GL11-25SS, GL14-16SS, GL14-22SS, GL15-26SS, GL23-101SS, GL29-31SS, GL613-88SS. (Front, sides and back shown in GL15-26SS)

TRENDING TRESSES

Shown in GL29-31SS



Sleek and straight and totally on trend. Features a full fringe, razor cut ends and a monofilament center part.



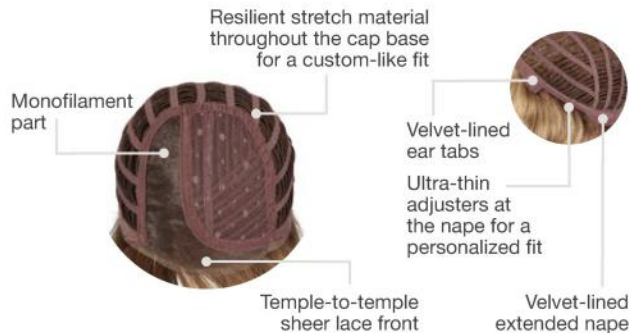
BOUNCY BEAUTY

Shown in GL27-29



Front: 7½" | **Crown:** 10" | **Sides:** 8½" | **Back:** 10"
Nape: 7" | **Weight:** 4.4 oz. | **Cap Size:** Average

Lace Front & Monofilament Part



Available Colors: GL1-2, GL2-6, GL4-8, GL6-30, GL8-10, GL8-29, GL10-12, GL10-14, GL11-25, GL12-16, GL14-16, GL14-22, GL15-26, GL16-27, GL23-101, GL27-22, GL27-29, GL33-130, GL56-60, GL60-101.

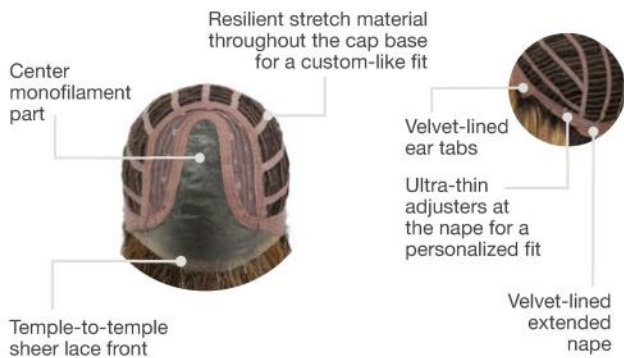
Soft Shades™ Colors: GL8-29SS, GL11-25SS, GL14-16SS, GL14-22SS, GL15-26SS, GL16-27SS, GL23-101SS, GL29-31SS, GL613-88SS. (Front, sides and back shown in GL23-101SS)

A deep monofilament part adds some spice to the sweet, barrel-waved layers of this soft, voluminous style.



Front: 11" | **Crown:** 13" | **Sides:** 13" | **Back:** 13"
Nape: 12" | **Weight:** 6 oz. | **Cap Size:** Average

Lace Front & Center Monofilament Part



Available Colors: GL1-2, GL2-6, GL4-8, GL6-30, GL8-10, GL8-29, GL10-12, GL10-14, GL11-25, GL12-14, GL12-16, GL14-16, GL14-22, GL15-26, GL16-27, GL18-23, GL23-101, GL27-22, GL27-29, GL29-31, GL30-32, GL56-60.

Soft Shades™ Colors: GL8-29SS, GL11-25SS, GL14-16SS, GL14-22SS, GL15-26SS, GL16-27SS, GL23-101SS, GL29-31SS. (Front, sides and back shown in GL29-31SS)



CENTER OF ATTENTION

Shown in GL14-22SS

Luscious, gentle waves tumble loosely to the shoulders. A monofilament center part adds a contemporary edge.



EPIC

Shown in GL23-101SS

A softly waved classic bob with the twist of layered texture throughout has all the makings of a legendary beauty.

Available in two sizes.



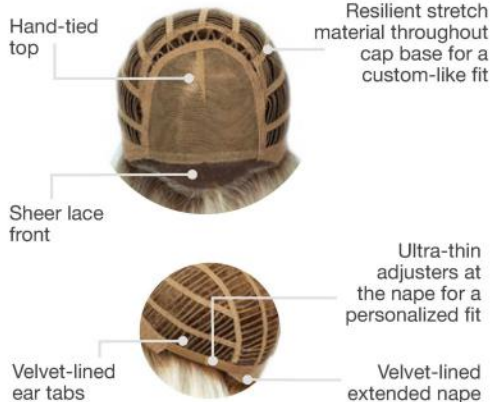
Front: 7¼" | **Crown:** 7¼" | **Sides:** 7" | **Back:** 7" | **Nape:** 3" | **Weight:** 3.75 oz.
Cap Size: Average, Large


Available Colors: GL1-2, GL2-6, GL4-8, GL6-30, GL8-10, GL8-29, GL10-12, GL10-14, GL11-25, GL12-14, GL12-16, GL14-16, GL14-22, GL15-26, GL16-27, GL18-23, GL23-101, GL27-22, GL27-29, GL29-31, GL30-32, GL33-130, GL44-51, GL56-60, GL60-101.

Soft Shades™ Colors: GL8-29SS, GL11-25SS, GL14-16SS, GL14-22SS, GL15-26SS, GL16-27SS, GL23-101SS, GL29-31SS.
(Front, sides and back shown in GL8-29SS)

Large cap size not available in: GL1-2, GL11-25, GL14-16, GL18-23, GL27-29, GL30-32, GL33-130, GL44-51.

Lace Front & Hand-Tied Top





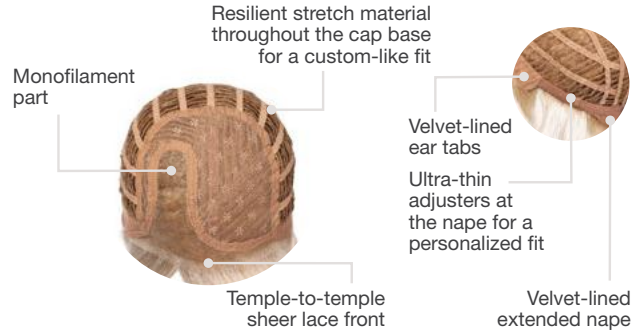
FRESH CHIC
Shown in GL14-16

A modern style that reflects the latest trend in natural curls. This stacked bob of textured curls is fresh and no-fuss.



Front: 4" | **Crown:** 7½" | **Sides:** 6½" | **Back:** 5½"
Nape: 2½" | **Weight:** 2.8 oz. | **Cap Size:** Average

Temple-to-temple Lace Front & Monofilament Part



Available Colors: GL1-2, GL2-6, GL4-8, GL6-30, GL8-10, GL8-29, GL10-12, GL10-14, GL11-25, GL12-14, GL12-16, GL14-16, GL14-22, GL15-26, GL16-27, GL18-23, GL23-101, GL27-22, GL27-29, GL29-31, GL30-32, GL38-48, GL44-51, GL56-60.

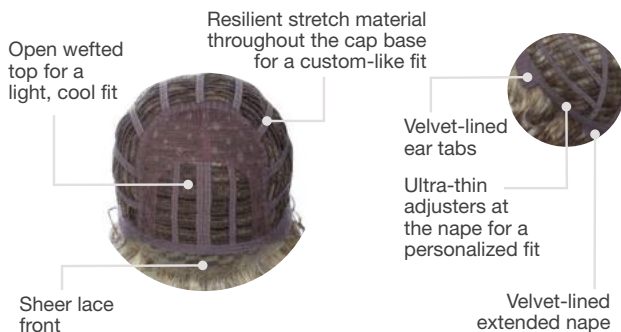
(Front, sides and back shown in GL14-22)

Soft Shades™ Colors: GL8-29SS, GL11-25SS, GL14-16SS, GL14-22SS, GL15-26SS, GL16-27SS, GL23-101SS, GL29-31SS, GL44-66SS, GL613-88SS.



Front: 8¼" | **Crown:** 10" | **Sides:** 7" | **Back:** 10"
Nape: 10" | **Weight:** 4 oz. | **Cap Size:** Average

Lace Front



Available Colors: GL1-2, GL2-6, GL4-8, GL6-30, GL8-10, GL8-29, GL10-12, GL10-14, GL11-25, GL12-14, GL12-16, GL14-16, GL14-22, GL15-26, GL16-27, GL18-23, GL23-101, GL27-22, GL27-29, GL29-31, GL30-32, GL33-130.

Soft Shades™ Colors: GL8-29SS, GL11-25SS, GL14-16SS, GL14-22SS, GL15-26SS, GL16-27SS, GL23-101SS, GL29-31SS. (Front, sides and back shown in GL11-25SS)



CURL APPEAL
Shown in GL8-29

Glorious well-behaved curls – the kind you’ve always wished for – can be styled smooth or fluffed for a softer, fuller effect.

SHEER ELEGANCE

Shown in GL6-30



Style the piecey texture of this chic bob towards the face for a playful look or brush away for a sophisticated effect.



Front: 8" | **Crown:** 6½" | **Sides:** 3½" | **Back:** 5"
Nape: 1¾" | **Weight:** 2.75 oz. | **Cap Size:** Average

Lace Front



Available Colors: GL1-2, GL2-6, GL4-8, GL6-30, GL8-10, GL8-29, GL10-12, GL10-14, GL11-25, GL12-14, GL12-16, GL14-16, GL14-22, GL15-26, GL16-27, GL18-23, GL23-101, GL27-22, GL27-29, GL29-31, GL30-32, GL33-130, GL38-48, GL44-51, GL51-56, GL56-60, GL60-101.

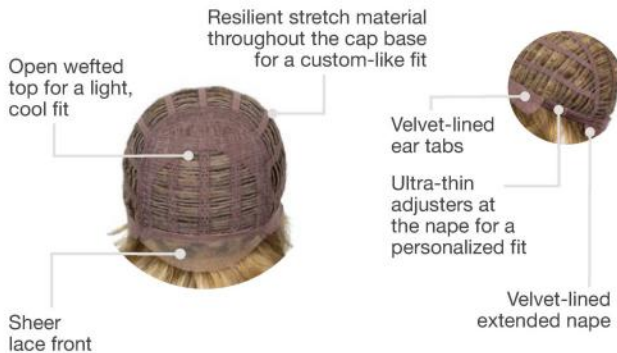
(Front, sides and back shown in GL16-27)

Soft Shades™ Colors: GL8-29SS, GL11-25SS, GL14-16SS, GL14-22SS, GL15-26SS, GL16-27SS, GL23-101SS, GL29-31SS, GL613-88SS, GL44-66SS.



Front: 5" | **Crown:** 5" | **Sides:** 4¼" | **Back:** 4¼"
Nape: 3¼" | **Weight:** 2.75 oz. | **Cap Size:** Average

Lace Front




Available Colors: GL1-2, GL2-6, GL4-8, GL6-30, GL8-10, GL8-29, GL10-12, GL10-14, GL11-25, GL12-14, GL12-16, GL14-16, GL14-22, GL15-26, GL16-27, GL18-23, GL23-101, GL27-22, GL27-29, GL29-31, GL30-32, GL33-130, GL38-48, GL44-51, GL51-56, GL56-60, GL60-101.


Soft Shades™ Colors: GL8-29SS, GL11-25SS, GL14-16SS, GL14-22SS, GL15-26SS, GL16-27SS, GL23-101SS, GL29-31SS. (Front, sides and back shown in GL29-31SS)

DREAM DO

Shown in GL14-16



Get the full-on volume of your dreams with this soft, sculpted cut. The gently tapered nape adds a tailored finish.

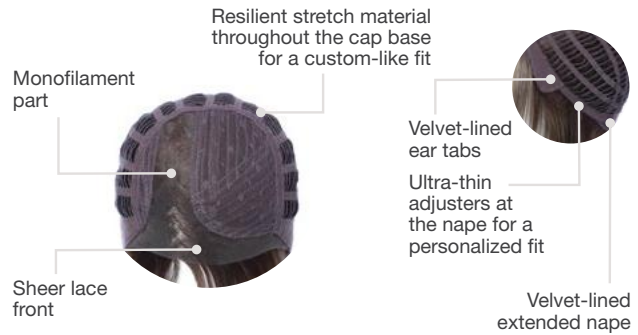


TIMELESS BEAUTY
Shown in GL11-25SS



Front: 7½" | **Crown:** 12" | **Sides:** 6" | **Back:** 10"
Nape: 4½" | **Weight:** 3.75 oz. | **Cap Size:** Average

Lace Front & Monofilament Part



Available Colors: GL1-2, GL2-6, GL4-8, GL6-30, GL8-10, GL8-29, GL10-12, GL10-14, GL11-25, GL12-14, GL12-16, GL14-16, GL14-22, GL15-26, GL16-27, GL18-23, GL23-101, GL27-22, GL27-29, GL29-31, GL30-32, GL33-130, GL38-48, GL44-51, GL 51-56, GL56-60.
(Front, sides and back shown in GL27-29)

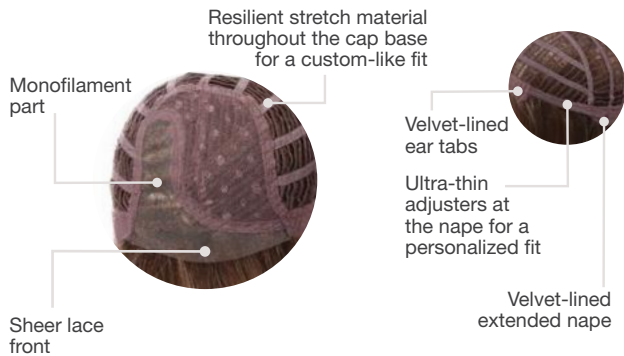
Soft Shades™ Colors: GL8-29SS, GL11-25SS, GL14-16SS, GL14-22SS, GL15-26SS, GL16-27SS, GL23-101SS, GL29-31SS.

With just a gentle shake, subtly textured lengths and a long, side-swept fringe fall into place... beautifully.



Front: 6½" | **Crown:** 11½" | **Sides:** 7¾" | **Back:** 10"
Nape: 10" | **Weight:** 3.75 oz. | **Cap Size:** Average

Lace Front & Monofilament Part



Available Colors: GL2-6, GL4-8, GL6-30, GL8-10, GL8-29, GL10-12, GL10-14, GL11-25, GL12-14, GL12-16, GL14-16, GL14-22, GL15-26, GL16-27, GL18-23, GL23-101, GL27-22, GL27-29, GL29-31, GL30-32, GL33-130.
(Front, sides and back shown in GL11-25)



SOCIALITE
Shown in GL8-29

No matter the season, this softly curled, layered style is ideal for any occasion on your busy event calendar.

Shown in GL44-66SS




Set the bar high with this beautifully sleek, precision-crafted page. A prestige cut that always opens doors.



Front: 10" | **Crown:** 11" | **Sides:** 6½" | **Back:** 3½"
Nape: 3½" | **Weight:** 3 oz. | **Cap Size:** Average

Lace Front & Monofilament Part




Available Colors: GL2-6, GL4-8, GL6-30, GL8-10, GL8-29, GL10-12, GL10-14, GL11-25, GL12-14, GL12-16, GL14-16, GL14-22, GL15-26, GL16-27, GL18-23, GL23-101, GL27-22, GL27-29, GL29-31, GL30-32, GL33-130, GL38-48, GL56-60.
(Front, sides and back shown in GL8-10)

Soft Shades™ Colors: GL8-29SS, GL11-25SS, GL14-16SS, GL14-22SS, GL15-26SS, GL16-27SS, GL23-101SS, GL29-31SS, GL613-88SS, GL44-66SS.



Front: 7½" | **Crown:** 9½" | **Sides:** 9½" | **Back:** 9½"
Nape: 8½" | **Weight:** 4.2 oz. | **Cap Size:** Average

Lace Front



Available Colors: GL1-2, GL2-6, GL4-8, GL6-30, GL8-10, GL8-29, GL10-12, GL10-14, GL11-25, GL12-14, GL12-16, GL14-16, GL14-22, GL15-26, GL16-27, GL18-23, GL23-101, GL27-22, GL27-29, GL29-31, GL30-32, GL33-130, GL38-48, GL44-51, GL56-60.

Soft Shades™ Colors: GL8-29SS, GL11-25SS, GL14-16SS, GL14-22SS, GL15-26SS, GL16-27SS, GL23-101SS, GL29-31SS.
(Front, sides and back shown in GL8-29SS)

Shown in GL23-101SS



Layers of spiral-waved curls can be scrunched for more fullness or gently brushed into soft waves.




SWEET TALK LUXURY
Shown in GL15-26SS

Our popular layered crop with its barrel curls and blunt cut bottom – now with a hand-tied top and sheer lace front.



Front: 7" | **Crown:** 8½" | **Sides:** 6" | **Back:** 7½"
Nape: 3½" | **Weight:** 3 oz. | **Cap Size:** Average

Lace Front & Hand-Tied Top




Available Colors: GL1-2, GL2-6, GL4-8, GL6-30, GL8-10, GL8-29, GL10-12, GL10-14, GL11-25, GL12-14, GL12-16, GL14-16, GL14-22, GL15-26, GL16-27, GL18-23, GL23-101, GL27-22, GL27-29, GL29-31, GL30-32, GL33-130, GL38-48, GL44-51, GL51-56, GL56-60, GL60-101.

Soft Shades™ Colors: GL8-29SS, GL11-25SS, GL14-16SS, GL14-22SS, GL15-26SS, GL16-27SS, GL23-101SS, GL29-31SS, GL613-88SS, GL44-66SS. (Front, sides and back shown in GL29-31SS)



Front: 5" | **Crown:** 8" | **Sides:** 7" | **Back:** 8"
Nape: 4½" | **Weight:** 3.25 oz. | **Cap Size:** Average

Temple-to-temple Lace Front & Monofilament Part



Available Colors: GL1-2, GL2-6, GL4-8, GL6-30, GL8-10, GL8-29, GL10-12, GL10-14, GL11-25, GL12-14, GL12-16, GL14-16, GL14-22, GL15-26, GL16-27, GL18-23, GL23-101, GL27-22, GL27-29, GL29-31, GL30-32, GL33-130, GL38-48, GL44-51, GL56-60. (Front, sides and back shown in GL10-12)

Soft Shades™ Colors: GL8-29SS, GL11-25SS, GL14-16SS, GL14-22SS, GL15-26SS, GL16-27SS, GL23-101SS, GL29-31SS, GL613-88SS, GL44-66SS.



MODERN MOTIF
Shown in GL44-66SS

A classic bob modernized with textured waves, a flirty eyelash bang, and softly layered lengths throughout.

PERFECTION

Shown in GL23-101SS

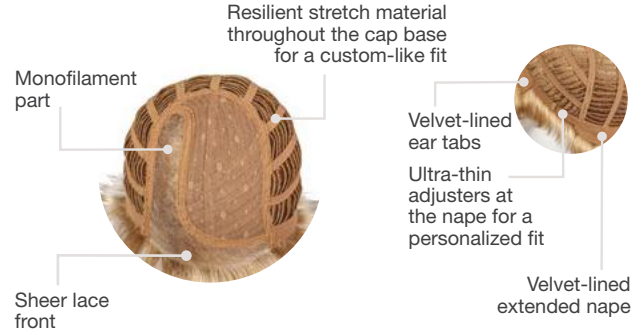


The perfect balance of short cut sophistication and flirty, fun, sculpted softness.



Front: 6½" | **Crown:** 5¾" | **Sides:** 4½" | **Back:** 2¾"
Nape: 1¾" | **Weight:** 2.4 oz. | **Cap Size:** Average

Lace Front & Monofilament Part



Available Colors: GL1-2, GL2-6, GL4-8, GL6-30, GL8-10, GL8-29, GL10-12, GL10-14, GL11-25, GL12-14, GL12-16, GL14-16, GL14-22, GL15-26, GL16-27, GL23-101, GL27-22, GL27-29, GL29-31, GL44-51, GL51-56, GL56-60, GL60-101.
(Front, sides and back shown in GL8-29)

Soft Shades™ Colors: GL8-29SS, GL11-25SS, GL14-16SS, GL14-22SS, GL15-26SS, GL16-27SS, GL23-101SS, GL29-31SS, GL44-66SS, GL613-88SS.



Front: 4¾" | **Crown:** 10" | **Sides:** 7½" | **Back:** 9½"
Nape: 5½" | **Weight:** 3.6 oz. | **Cap Size:** Average

Lace Front & Monofilament Part



Available Colors: GL2-6, GL4-8, GL6-30, GL8-10, GL8-29, GL10-12, GL10-14, GL11-25, GL12-14, GL12-16, GL14-16, GL14-22, GL15-26, GL16-27, GL18-23, GL23-101, GL27-22, GL27-29, GL29-31, GL30-32, GL33-130.
(Front, sides and back shown in GL6-30)

PREMIUM

Shown in GL12-16



As an added benefit, this gently layered, angle-cut page has face-framing sides and the option for youthful bangs.

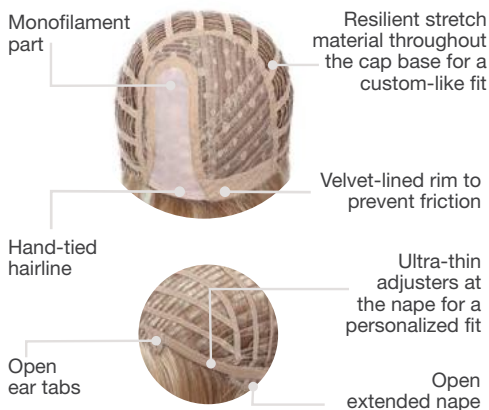


STEPPING OUT

Shown in GL23-101SS

A slightly angled bang and light layering along the neckline give this blunt cut a soft edge. **Available in two sizes.**

Hand-Tied Hairline & Monofilament Part



Front: 5" | **Crown:** 12" | **Sides:** 9½" | **Back:** 12" | **Nape:** 7½" | **Weight:** 4.25 oz.
Cap Size: Average, Large

Available Colors: GL2-6, GL4-8, GL6-30, GL8-10, GL8-29, GL10-12, GL10-14, GL11-25, GL12-14, GL12-16, GL14-16, GL14-22, GL15-26, GL16-27, GL18-23, GL23-101, GL27-22, GL27-29, GL29-31, GL30-32, GL33-130, GL56-60.

Soft Shades™ Colors: GL8-29SS, GL11-25SS, GL14-16SS, GL14-22SS, GL15-26SS, GL16-27SS, GL23-101SS. (Front, sides and back shown in GL8-29SS)

Large cap size not available in: GL56-60.

SWEET TALK

Shown in GL8-29SS

Unstructured air-dried waves in a lightweight crop make this a must-have addition to any wig wardrobe.

Available in two sizes.



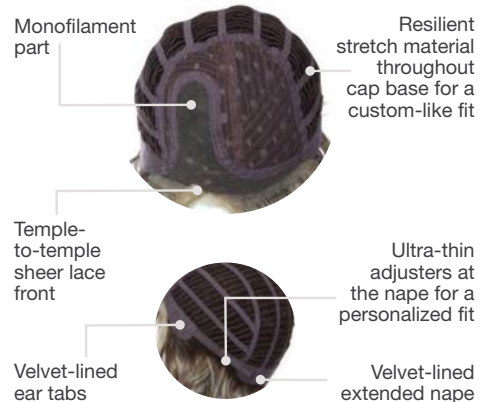
Front: 7" | **Crown:** 8½" | **Sides:** 6" | **Back:** 7½" | **Nape:** 3½" | **Weight:** 2.75 oz.
Cap Size: Average, Large

Available Colors: GL1-2, GL2-6, GL4-8, GL6-30, GL8-10, GL8-29, GL10-12, GL10-14, GL11-25, GL12-14, GL12-16, GL14-16, GL14-22, GL15-26, GL16-27, GL18-23, GL23-101, GL27-22, GL27-29, GL29-31, GL30-32, GL33-130, GL38-48, GL44-51, GL51-56, GL56-60, GL60-101. (Front, sides and back shown in GL6-30)

Soft Shades™ Colors: GL8-29SS, GL11-25SS, GL14-16SS, GL14-22SS, GL15-26SS, GL16-27SS, GL23-101SS, GL29-31SS, GL613-88SS, GL44-66SS.

Large cap size not available in: GL1-2, GL10-14, GL12-14, GL12-16, GL15-26, GL18-23, GL27-29, GL30-32, GL33-130, GL38-48, GL44-51, GL60-101.

Temple-to-temple Lace Front & Monofilament Part



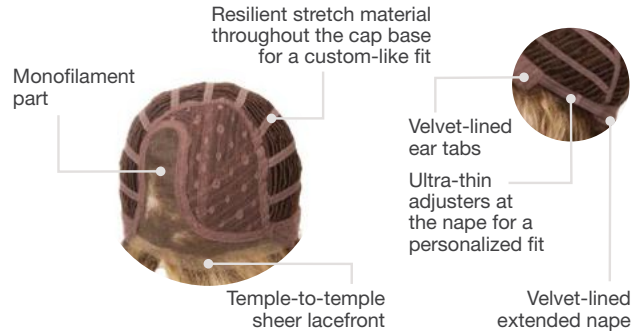


RADIANT BEAUTY
Shown in GL613-88SS



Front: 10½" | **Crown:** 10½" | **Sides:** 11¼" | **Back:** 11¼"
Nape: 10" | **Weight:** 3.75 oz. | **Cap Size:** Average

Temple-to-temple Lace Front & Monofilament Part



Available Colors: GL2-6, GL4-8, GL6-30, GL8-10, GL8-29, GL10-12, GL10-14, GL11-25, GL12-14, GL12-16, GL14-16, GL14-22, GL15-26, GL16-27, GL18-23, GL23-101, GL27-22, GL27-29, GL29-31, GL30-32, GL33-130.

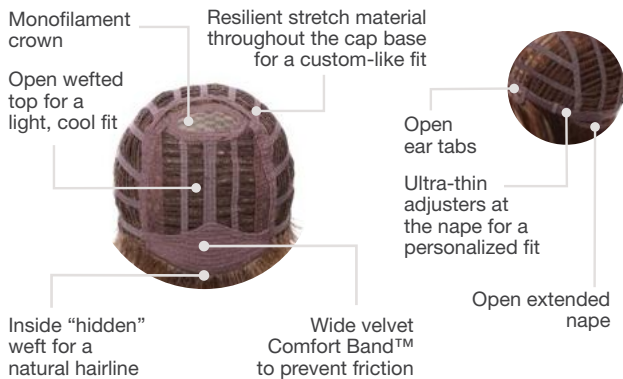
Soft Shades™ Colors: GL8-29SS, GL11-25SS, GL14-16SS, GL14-22SS, GL15-26SS, GL16-27SS, GL23-101SS, GL29-31SS, GL613-88SS. (Front, sides and back shown in GL29-31SS)

With long layers of free-formed curl, this style has a natural "scrunched" texture to let your personality shine!



Front: 3" | **Crown:** 3½" | **Sides:** 2¾" | **Back:** 3"
Nape: 2¼" | **Weight:** 2 oz. | **Cap Size:** Average

Monofilament Crown



Available Colors: GL2-6, GL4-8, GL6-30, GL8-10, GL8-29, GL10-12, GL10-14, GL11-25, GL12-14, GL12-16, GL14-16, GL14-22, GL15-26, GL16-27, GL18-23, GL23-101, GL27-22, GL27-29, GL29-31, GL30-32, GL33-130, GL38-48, GL44-51, GL51-56, GL56-60, GL60-101.

(Front, sides and back shown in GL14-16)



UPPER CUT
Shown in GL14-16

You'll be a knockout in this short cut with all-over layered waves. A monofilament gives it extra punch!

PIXIE PERFECT

Shown in GL12-14

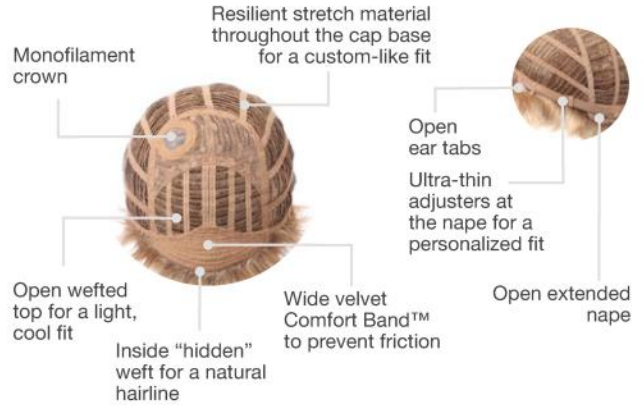


With subtle layers throughout, this enchanting precision cut is exquisitely lightweight and natural looking.



Front: 2½" | **Crown:** 3½" | **Sides:** 2¼" | **Back:** 3"
Nape: 1½" | **Weight:** 1.75 oz. | **Cap Size:** *Petite*

Monofilament Crown



Available Colors: GL2-6, GL4-8, GL6-30, GL8-10, GL8-29, GL10-12, GL10-14, GL11-25, GL12-14, GL12-16, GL14-16, GL14-22, GL15-26, GL16-27, GL18-23, GL23-101, GL27-22, GL27-29, GL29-31, GL30-32, GL33-130, GL38-48, GL44-51, GL51-56, GL56-60, GL60-101.

(Front, sides and back shown in GL10-14)



Front: 4½" | **Crown:** 5¼" | **Sides:** 5¼" | **Back:** 4½"
Nape: 2¾" | **Weight:** 2.5 oz. | **Cap Size:** *Average*

Lace Front & Monofilament Part



Available Colors: GL2-6, GL4-8, GL6-30, GL8-10, GL8-29, GL10-12, GL10-14, GL11-25, GL12-14, GL12-16, GL14-16, GL14-22, GL15-26, GL16-27, GL18-23, GL23-101, GL27-22, GL27-29, GL29-31, GL30-32, GL38-48, GL51-56, GL56-60.
 (Front, sides and back shown in GL6-30)

EVERYDAY ELEGANT

Shown in GL27-29



Softly waved layers with sides that sweep back bring a touch of glamor to this shag and to any activity, any day.



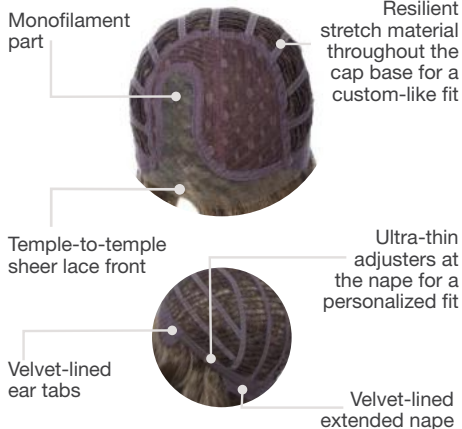
RUNWAY WAVES

Shown in GL29-31SS

Soft flowing waves with longer layers at the ends know how to work it from every angle. Catwalk not included.

Available in two sizes.

Lace Front & Monofilament Part



Front: 14½" | **Crown:** 14½" | **Sides:** 12" | **Back:** 13½" | **Nape:** 9"
Weight: 4.75 oz. | **Cap Size:** Average, Large

Available Colors: GL1-2, GL2-6, GL4-8, GL6-30, GL8-10, GL8-29, GL10-12, GL10-14, GL11-25, GL12-14, GL12-16, GL14-16, GL14-22, GL15-26, GL16-27, GL18-23, GL23-101, GL27-22, GL27-29, GL29-31, GL30-32, GL33-130.
(Front, sides and back shown in GL14-22)

Soft Shades™ Colors: GL8-29SS, GL11-25SS, GL14-16SS, GL14-22SS, GL15-26SS, GL16-27SS, GL23-101SS, GL29-31SS.



OPULENCE

Shown in GL4-8 | Alt model shown in GL613-88SS

Silky, shiny and straight. This modern page cut truly dazzles with a side-swept front that angles up to a short nape.

Available in two sizes.



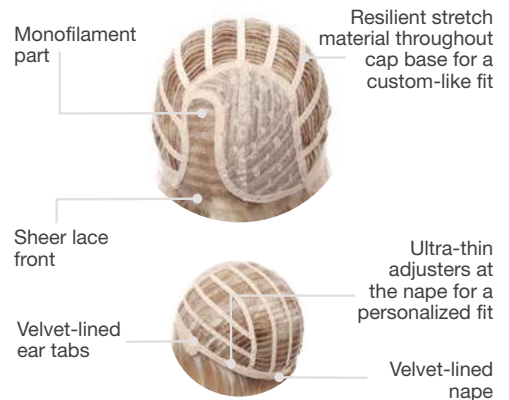
Front: 8½" | **Crown:** 7½" | **Sides:** 5½" | **Back:** 6½" | **Nape:** 2" | **Weight:** 2.75 oz.
Cap Size: Average, Large

Available Colors: GL2-6, GL4-8, GL6-30, GL8-10, GL8-29, GL10-12, GL10-14, GL11-25, GL12-14, GL12-16, GL14-16, GL14-22, GL15-26, GL16-27, GL18-23, GL23-101, GL27-22, GL27-29, GL29-31, GL30-32, GL33-130, GL38-48, GL44-51, GL56-60. (Front, sides and back shown in GL23-101)

Soft Shades™ Colors: GL8-29SS, GL11-25SS, GL14-16SS, GL14-22SS, GL15-26SS, GL16-27SS, GL23-101SS, GL29-31SS, GL613-88SS, GL44-66SS.

Large cap size not available in: GL12-14, GL15-26, GL18-23, GL27-29, GL30-32, GL38-48, GL44-51, GL8-29SS, GL11-25SS, GL14-16SS, GL16-27SS, GL29-31SS.

Lace Front & Monofilament Part



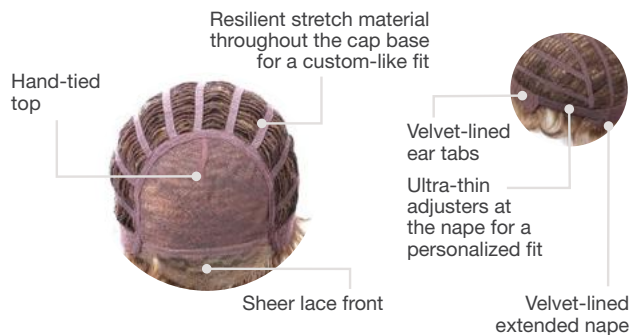


PINNACLE
Shown in GL30-32



Front: 4" | **Crown:** 4½" | **Sides:** 3" | **Back:** 4"
Nape: 3" | **Weight:** 2 oz. | **Cap Size:** Average

Lace Front & Hand-Tied Top



Available Colors: GL2-6, GL4-8, GL6-30, GL8-10, GL8-29, GL10-12, GL10-14, GL11-25, GL12-14, GL12-16, GL14-16, GL14-22, GL15-26, GL16-27, GL18-23, GL23-101, GL27-22, GL27-29, GL29-31, GL30-32, GL33-130, GL38-48, GL44-51, GL51-56, GL56-60, GL60-101.

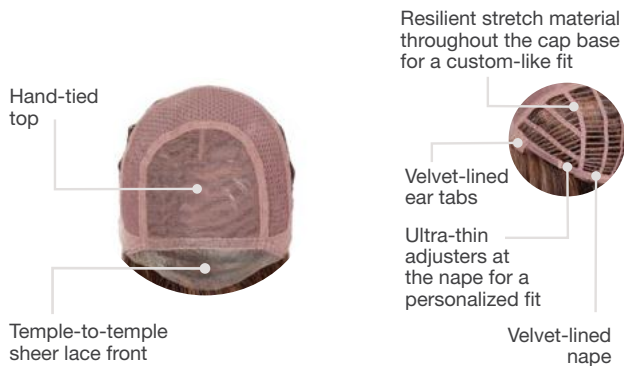
(Front, sides and back shown in GL16-27)

A modern cut that reaches new heights with full, soft waves. For just-left-the salon style all day long.



Front: 11½" | **Crown:** 13" | **Sides:** 9½" | **Back:** 10½"
Nape: 4" | **Weight:** 4.4 oz. | **Cap Size:** Average

Temple-To-Temple Sheer Lace Front, Hand-Tied Top



Available Colors: GL1-2, GL2-6, GL4-8, GL6-30, GL8-10, GL8-29, GL10-12, GL10-14, GL11-25, GL12-14, GL14-16, GL14-22, GL15-26, GL16-27, GL18-23, GL23-101, GL27-22, GL27-29, GL29-31, GL56-60, GL60-101.

Soft Shades™ Colors: GL8-29SS, GL11-25SS, GL14-16SS, GL14-22SS, GL15-26SS, GL16-27SS, GL23-101SS, GL29-31SS, GL613-88SS.

(Front, sides and back shown in GL223-101SS)



FOREVER CHIC
Shown in GL4-8

With razor-cut tapering and sleek blunt ends, this smart style sits at a sweet spot, falling right at the clavicle.

SWEET ESCAPE

Shown in GL29-31SS

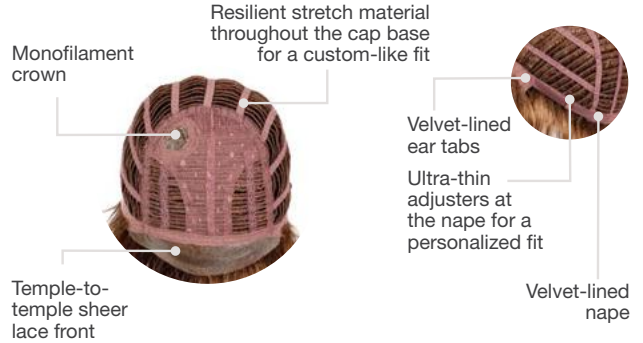


A sporty chic look that's easy to dress up or down. The left side mono crown enhances this asymmetric style.



Front: 6½" | **Crown:** 6½" | **Sides:** 3" | **Back:** 5"
Nape: 2¼" | **Weight:** 2.5 oz. | **Cap Size:** Average

Temple-To-Temple Sheer Lace Front, Monofilament Crown



Available Colors: GL1-2, GL2-6, GL4-8, GL6-30, GL8-10, GL8-29, GL10-12, GL10-14, GL11-25, GL12-16, GL14-16, GL14-22, GL15-26, GL16-27, GL18-23, GL23-101, GL27-22, GL27-29, GL44-51, GL51-56, GL56-60, GL60-101.

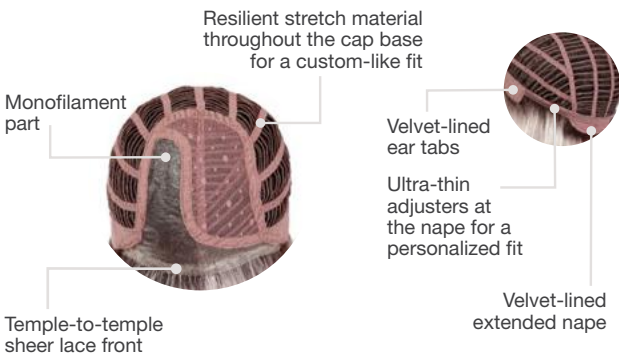
Soft Shades™ Colors: GL8-29SS, GL11-25SS, GL14-16SS, GL14-22SS, GL15-26SS, GL16-27SS, GL23-101SS, GL29-31SS, GL44-66SS, GL613-88SS.

(Front, sides and back shown in GL613-88SS)



Front: 7" | **Crown:** 7½" | **Sides:** 7" | **Back:** 8"
Nape: 3¾" | **Weight:** 3.5 oz. | **Cap Size:** Average

Temple-To-Temple Sheer Lace Front, Monofilament Part



Available Colors: GL1-2, GL2-6, GL4-8, GL6-30, GL8-10, GL8-29, GL10-12, GL10-14, GL11-25, GL12-14, GL12-16, GL14-16, GL14-22, GL15-26, GL16-27, GL18-23, GL23-101, GL27-22, GL27-29, GL29-31, GL44-51, GL56-60.

Soft Shades™ Colors: GL8-29SS, GL11-25SS, GL14-16SS, GL14-22SS, GL15-26SS, GL16-27SS, GL23-101SS, GL29-31SS, GL44-66SS, GL613-88SS.

(Front, sides and back shown in GL29-31SS)

CURVES AHEAD

Shown in GL15-26



Sophisticated layers, bouncy body, and a perfect diagonal bang will place lots of compliments in your path!

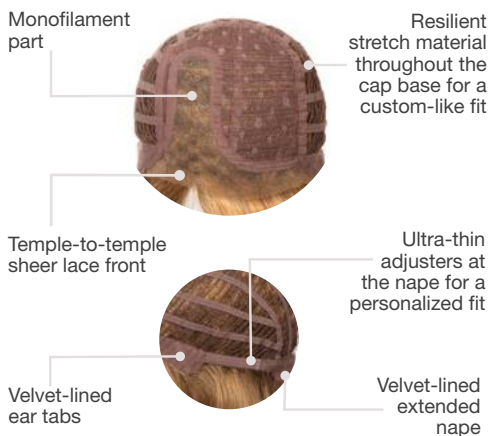


HIGH IMPACT

Shown in GL8-29

The effect is stunning. Layered waves flatter with natural body. A face-framing eyelash bang adds a finishing touch. **Available in two sizes.**

Temple-to-temple Lace Front & Monofilament Part



Front: 7" | **Crown:** 9" | **Sides:** 6½" | **Back:** 6½" | **Nape:** 4"
Weight: 3 oz. | **Cap Size:** Average, Large

Available Colors: GL2-6, GL4-8, GL6-30, GL8-10, GL8-29, GL10-12, GL10-14, GL11-25, GL12-14, GL12-16, GL14-16, GL14-22, GL15-26, GL16-27, GL18-23, GL23-101, GL27-22, GL27-29, GL29-31, GL30-32, GL33-130, GL38-48, GL44-51, GL51-56, GL56-60, GL60-101. (Front, sides and back shown in GL10-14)

Soft Shades™ Colors: GL8-29SS, GL11-25SS, GL14-16SS, GL14-22SS, GL15-26SS, GL16-27SS, GL23-101SS, GL29-31SS, GL44-66SS, GL613-88SS.

Large cap size not available in: GL613-88SS, GL44-66SS.



SIMPLY FLAWLESS

Shown in GL6-30

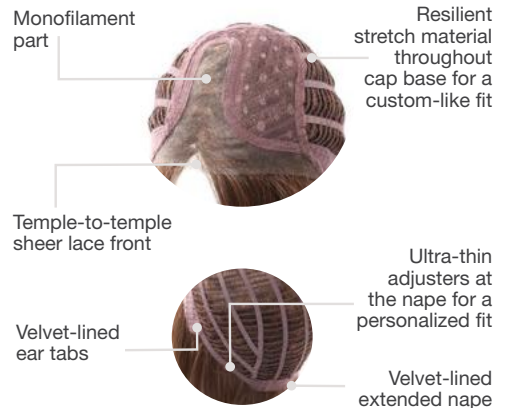
One of today's most popular looks, yet also a classic. Long, face-framing layers make this sleek silhouette totally ageless.



Front: 10" | **Crown:** 11½" | **Sides:** 10½" | **Back:** 10" | **Nape:** 12½"
Weight: 5.25 oz. | **Cap Size:** *Petite/Average*

Available Colors: GL2-6, GL4-8, GL6-30, GL8-10, GL8-29, GL10-12, GL10-14, GL11-25, GL12-14, GL12-16, GL14-16, GL14-22, GL15-26, GL16-27, GL18-23, GL23-101, GL27-22, GL27-29, GL29-31, GL30-32, GL33-130. (*Front, sides and back shown in GL27-29*)

Temple-to-temple Lace Front & Monofilament Part





SOFT & SUBTLE


Shown in GL613-88SS

Today's top crop. Tumbled waves in a blunt bob are stylized yet casual too. A flattering cut for many face shapes.

Available in two sizes.

Temple-to-temple Lace Front & Monofilament Part

Monofilament part



Resilient stretch material throughout the cap base for a custom-like fit

Temple-to-temple sheer lace front



Ultra-thin adjusters at the nape for a personalized fit

Velvet-lined ear tabs

Velvet-lined extended nape



Front: 10½" | **Crown:** 10½" | **Sides:** 8" | **Back:** 8" | **Nape:** 5"
Weight: 3.25 oz. | **Cap Size:** *Petite/Average, Average/Large*

Available Colors: GL2-6, GL4-8, GL6-30, GL8-10, GL8-29, GL10-12, GL10-14, GL11-25, GL12-14, GL12-16, GL14-16, GL14-22, GL15-26, GL16-27, GL18-23, GL23-101, GL27-22, GL27-29, GL29-31, GL30-32, GL33-130, GL38-48, GL44-51, GL51-56, GL56-60, GL60-101.

Soft Shades™ Colors: GL8-29SS, GL11-25SS, GL14-16SS, GL14-22SS, GL15-26SS, GL16-27SS, GL23-101SS, GL29-31SS, GL44-66SS and GL613-88SS. (*Front, sides and back shown in GL14-16SS*)

FROM FACE-FRAMING HIGHLIGHTS TO DEEP SHADES AT THE NAPE

+ PLUS COLORS




GABOR® LUXURY

In the spirit of little luxuries, we invite you to treat yourself to a Gabor Luxury wig.

Lace front hairlines. Special monofilament features.

Go ahead. You deserve it.

KANEKALON
flexlite
MODACRYLIC



PRODIGY

Shown in G19+



Front: 4" | **Crown:** 5½" | **Sides:** 4" | **Back:** 3"
Nape: 2½" | **Weight:** 2.25 oz. | **Cap Size:** Average

Lace Front & Hand-Tied Top



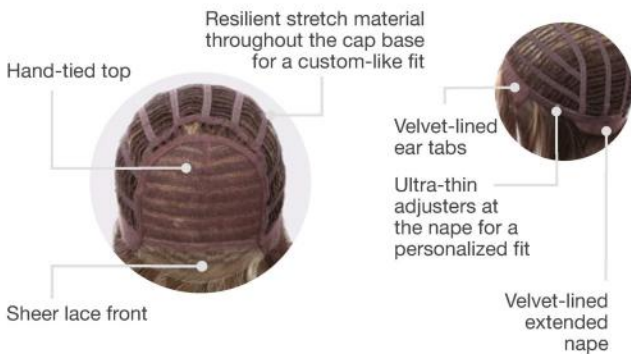
Available Colors: G2+, G4+, G6+, G8+, G10+, G11+, G12+, G13+, G14+, G15+, G16+, G17+, G19+, G20+, G27+, G29+, G30+, G31+, G38+, G56+, 511C, G630+, G811+, G829+.
(Front, sides and back shown in G6+)

Masterfully cut to frame the face, get ready to impress with this exceptional modern shag.



Front: 4½" | **Crown:** 8¼" | **Sides:** 6½" | **Back:** 8"
Nape: 3½" | **Weight:** 2.75 oz. | **Cap Size:** Average

Lace Front & Hand-Tied Top



Available Colors: G2+, G4+, G6+, G8+, G10+, G11+, G12+, G13+, G14+, G15+, G16+, G17+, G19+, G20+, G27+, G29+, G30+, G31+, G630+, G811+, G829+.
(Front, sides and back shown in G6+)



PARADOX

Shown in G17+

Bangs or no bangs? Forget the contradiction; the choice is yours. A versatile page to suit your every mood.

PRECEDENCE

Shown in G6+



All-over open curls redefine the meaning of no-fuss styling. Just shake and go!



Front: 3½" | **Crown:** 3¾" | **Sides:** 2½" | **Back:** 3"
Nape: 2" | **Weight:** 2.25 oz. | **Cap Size:** Average

Hand-Tied Top



Available Colors: G4+, G6+, G8+, G10+, G11+, G12+, G13+, G14+, G15+, G16+, G20+, G27+, G29+, G30+, G38+, G48+, G56+, G58+, G60+, G101+, 305C, 511C.
(Front, sides and back shown in G20+)



Front: 4½" | **Crown:** 4" | **Sides:** 3½" | **Back:** 4"
Nape: 4" | **Weight:** 2.75 oz. | **Cap Size:** Average

Hand-Tied Top



Available Colors: G4+, G6+, G8+, G10+, G11+, G12+, G13+, G14+, G15+, G16+, G20+, G27+, G29+, G30+, G38+, G48+, G56+, G58+, G60+, G101+, 305C, 511C.
(Front, sides and back shown in G4+)

AFFLUENCE

Shown in G13+



All-over curled layers are just right – not too short, not too long – with a light and luxurious hand-tied top.

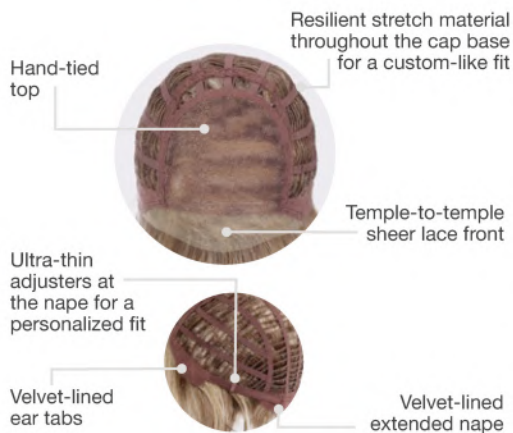


GALA LUXURY

Shown in G20+

A luxurious upgrade elevates and enhances the natural look and beautiful movement of this popular style.

Temple-To-Temple Sheer Lace Front & Hand-Tied Top



Front: 4½" | **Crown:** 5" | **Sides:** 3½" | **Back:** 3½" | **Nape:** 1¼" | **Weight:** 2.5 oz.
Cap Size: Average

Available Colors: G2+, G4+, G6+, G8+, G10+, G11+, G12+, G811+, G13+, G14+, G16+, G17+, G19+, G20+, G27+, G29+, G30+, G630+, G31+, G829+, G56+, G60+, G101+, 511C. (Front, sides and back shown in G8+)



INCENTIVE

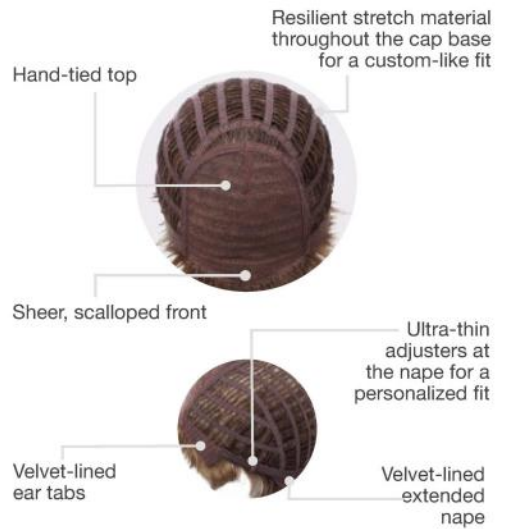
Shown in 511C

Try it tousled or tailored. This versatile cut has the built-in motivation of easy styling.

Available in two sizes.



Hand-Tied Top



Front: 2¾" | **Crown:** 4" | **Sides:** 2¼" | **Back:** 2¼"

Nape: 1¾" | **Weight:** 1.75 oz.

Cap Size: *Petite, Average*

Available Colors: G2+, G4+, G6+, G8+, G10+, G11+, G12+, G13+, G14+, G15+, G16+, G17+, G19+, G20+, G27+, G29+, G30+, G31+, G38+, G48+, G56+, G58+, G60+, G101+, 305C, 511C, G630+, G811+, G829+.

(Front, sides and back shown in G8+)

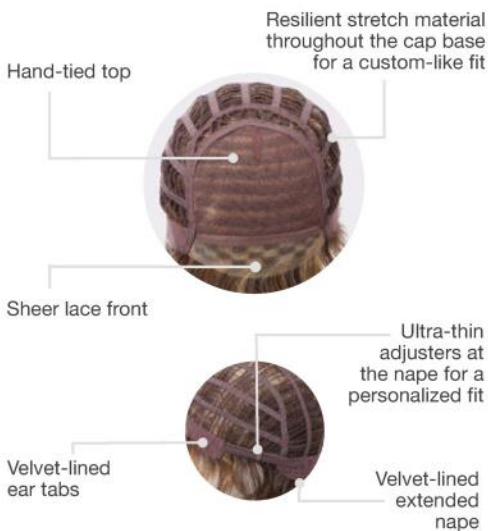
CARTE BLANCHE

Shown in G630+

A fresh take on the classic fluff-back, this barely waved cut includes a hand-tied top and sheer lace front. **Available in two sizes.**



Lace Front & Hand-Tied Top



Front: 4" | **Crown:** 4¾" | **Sides:** 3½" | **Back:** 4"
Nape: 2½" | **Weight:** 2 oz.
Cap Size: Average, Large

Available Colors: G2+, G4+, G6+, G8+, G10+, G11+, G12+, G13+, G14+, G15+, G16+, G17+, G19+, G20+, G27+, G29+, G30+, G31+, G38+, G48+, G56+, G58+, G60+, G101+, 305C, 511C, G630+, G811+, G829+. (Front, sides and back shown in G16+)

Large cap size not available in: G15+, G38+, G58+.



DIMENSIONAL SHADES WITH SUBTLE, NATURAL-LOOKING HIGHLIGHTS

LUMINOUS COLORS



GABOR®

Hair that keeps up with your schedule while still
keeping up with the trends.

KANEKALON
flexlite
MODACRYLIC

Model is wearing Chic Choice in GL11-25SS (page 48)




SIMPLY CLASSIC

Shown in GL23-101 | Alt model shown in GL8-29

Easy to wear and easy to style, this timeless boy cut can be worn straight and simple or amped up for maximum volume.

Personal Fit™ Cap

Open wefted top for a light, cool fit



Resilient stretch material throughout the cap base for a custom-like fit

Wide velvet Comfort Band™ to prevent friction

Inside "hidden" weft for a natural hairline



Ultra-thin adjusters at the nape for a personalized fit

Open ear tabs

Open extended nape



Front: 4½" | **Crown:** 5½" | **Sides:** 2¾" | **Back:** 4½" | **Nape:** 2"
Weight: 2.7 oz. | **Cap Size:** Average

Available Colors: GL1-2, GL2-6, GL4-8, GL6-30, GL8-10, GL8-29, GL10-12, GL10-14, GL11-25, GL12-14, GL12-16, GL14-16, GL14-22, GL15-16, GL16-27, GL18-23, GL23-101, GL27-22, GL27-29, GL29-31, GL38-48, GL44-51, GL51-56, GL56-60, GL60-101.

Soft Shades™ Colors: GL8-29SS, GL11-25SS, GL14-16SS, GL14-22SS, GL15-26SS, GL16-27SS, GL23-101SS, GL29-31SS, GL44-66SS, GL613-88SS.
(Front, sides and back shown in GL44-66SS)



SOFT ROMANCE

Shown in GL29-31SS

Finger style to create a tousled, elegant look. The naturally tapered lengths add an airy effect to this soft silhouette.



Front: 4" | **Crown:** 5" | **Sides:** 4" | **Back:** 8" | **Nape:** 2¼"
Weight: 2.4 oz. | **Cap Size:** Average

Available Colors: GL1-2, GL2-6, GL4-8, GL6-30, GL8-10, GL8-29, GL10-12, GL10-14, GL11-25, GL12-14, GL12-16, GL14-16, GL14-22, GL15-26, GL16-27, GL18-23, GL23-101, GL27-22, GL27-29, GL29-31, GL30-32, GL33-130, GL38-48, GL44-51, GL 51-56, GL56-60, GL60-101.
(Front, sides and back shown in GL12-16)

Soft Shades™ Colors: GL8-29SS, GL11-25SS, GL14-16SS, GL14-22SS, GL15-26SS, GL16-27SS, GL23-101SS, GL29-31SS.

Personal Fit™ Cap

Open wefted top for a light, cool fit

Resilient stretch material throughout the cap base for a custom-like fit

Inside "hidden" weft for a natural hairline

Wide velvet Comfort Band™ to prevent friction

Open ear tabs

Ultra-thin adjusters at the nape for a personalized fit
 Open extended nape





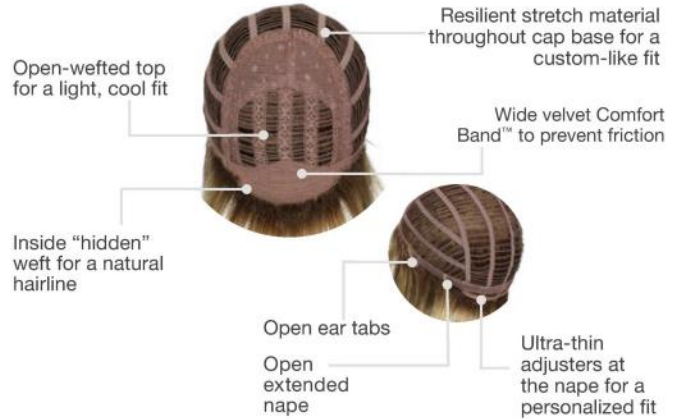
CHIC CHOICE
Shown in GL11-25SS

Longer, disconnected lengths to frame the face plus a sculpted, stacked nape make this cut a decidedly chic choice.



Front: 4¾" | **Crown:** 6¾" | **Sides:** 8¾" | **Back:** 7¾" | **Nape:** 3¾"
Weight: 3.2 oz. | **Cap Size:** Average

Personal Fit™ Cap



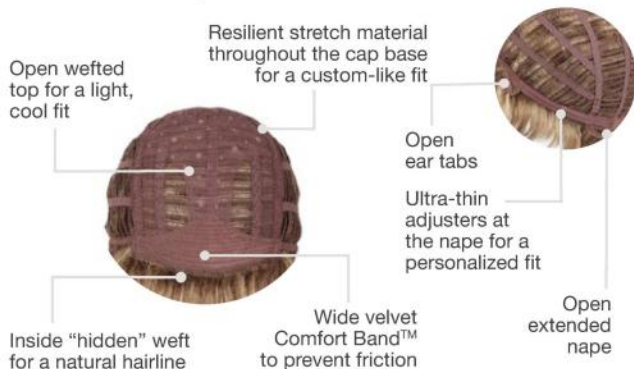
Available Colors: GL1-2, GL2-6, GL4-8, GL6-30, GL8-10, GL8-29, GL10-12, GL10-14, GL11-25, GL12-14, GL12-16, GL14-16, GL14-22, GL15-26, GL16-27, GL18-23, GL23-101, GL27-22, GL27-29, GL29-31, GL30-32, GL33-130, GL44-51, GL56-60, GL60-101.

Soft Shades™ Colors: GL8-29SS, GL11-25SS, GL14-16SS, GL14-22SS, GL15-26SS, GL16-27SS, GL23-101SS, GL29-31SS.
(Front, sides and back shown in GL29-31SS)



Front: 3½" | **Crown:** 3½" | **Sides:** 3½" | **Back:** 3½" | **Nape:** 3"
Weight: 3 oz. | **Cap Size:** Average

Personal Fit™ Cap



Available Colors: GL1-2, GL2-6, GL4-8, GL6-30, GL8-10, GL8-29, GL10-12, GL10-14, GL11-25, GL12-14, GL12-16, GL14-16, GL14-22, GL15-26, GL16-27, GL18-23, GL23-101, GL27-22, GL30-32, GL33-130, GL44-51, GL51-56, GL56-60, GL60-101. (Front, sides and back shown in GL14-22)

Soft Shades™ Colors: GL8-29SS, GL-25SS, GL14-16SS, GL14-22SS, GL15-26SS, GL16-27SS, GL23-101SS, GL29-31SS, GL613-88SS, GL44-66SS.



SHAPE UP
Shown in GL8-29SS

Soft textured waves move up and away from the face for a look that's instantly flattering and absolutely effortless!

BELLE
Shown in GL14-16

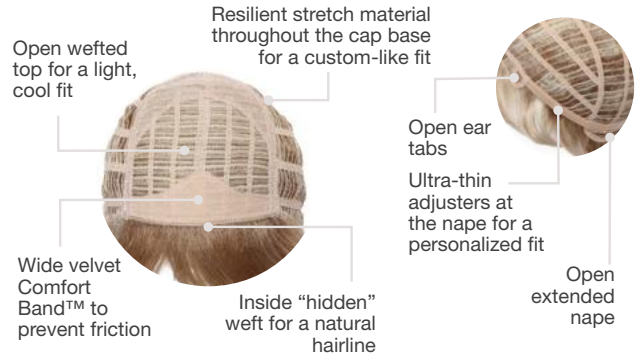


With just a shake, this softly curled, layered cut is ready-to-wear, and you're ready to go!



Front: 3¾" | **Crown:** 4" | **Sides:** 3¼" | **Back:** 3½" | **Nape:** 3¼"
Weight: 2 oz. | **Cap Size:** Average

Personal Fit™ Cap

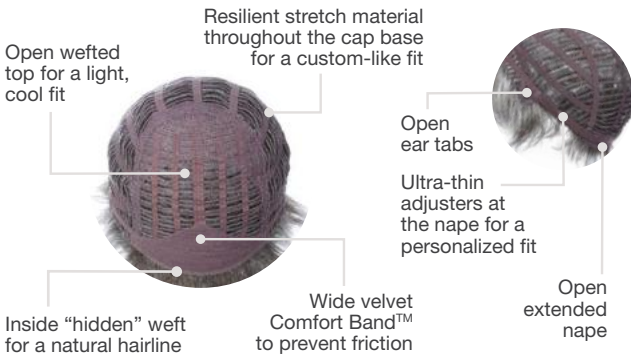


Available Colors: GL2-6, GL4-8, GL6-30, GL8-10, GL8-29, GL10-12, GL10-14, GL11-25, GL12-14, GL12-16, GL14-16, GL14-22, GL15-26, GL16-27, GL18-23, GL23-101, GL27-22, GL27-29, GL29-31, GL30-32, GL33-130, GL38-48, GL44-51, GL51-56, GL56-60, GL60-101.
(Front, sides and back shown in GL4-8)



Front: 5" | **Crown:** 4" | **Sides:** 2½" | **Back:** 2" | **Nape:** 1½"
Weight: 2.25 oz. | **Cap Size:** Petite/Average

Personal Fit™ Cap



Available Colors: GL1-2, GL2-6, GL4-8, GL6-30, GL8-10, GL8-29, GL10-12, GL10-14, GL11-25, GL12-14, GL12-16, GL14-16, GL14-22, GL15-26, GL16-27, GL18-23, GL23-101, GL27-22, GL27-29, GL29-31, GL30-32, GL33-130, GL38-48, GL44-51, GL51-56, GL56-60, GL60-101.

Soft Shades™ Colors: GL8-29SS, GL11-25SS, GL14-16SS, GL14-22SS, GL15-26SS, GL16-27SS, GL23-101SS, GL29-31SS, GL613-88SS, GL44-66SS.
(Front, sides and back shown in GL8-29SS)

TRUE DEMURE
Shown in GL14-22SS



Softly feathered waves are carefully sculpted to be worn smooth or full. Show off the lovely neck-hugging nape.



FLIRT
Shown in GL18-23

The epitome of no-fuss styling. Short and easy with just a bit of curl. Lightweight too! **Available in two sizes.**

Personal Fit™ Cap

Open wefted top for a light, cool fit

Wide velvet Comfort Band™ to prevent friction

Resilient stretch material throughout the cap base for a custom-like fit

Inside "hidden" weft for a natural hairline

Ultra-thin adjusters at the nape for a personalized fit

Velvet-lined ear tabs

Velvet-lined extended nape



Front: 2½" | **Crown:** 3" | **Sides:** 2" | **Back:** 2" | **Nape:** 2"
Weight: 2 oz. | **Cap Size:** *Petite and Average*

Available Colors: GL2-6, GL4-8, GL6-30, GL8-10, GL8-29, GL10-12, GL10-14, GL11-25, GL12-14, GL12-16, GL14-16, GL14-22, GL15-26, GL16-27, GL18-23, GL23-101, GL27-22, GL27-29, GL29-31, GL30-32, GL33-130, GL38-48, GL44-51, GL51-56, GL56-60, GL60-101.
(Front, sides and back shown in GL10-12)

FROM FACE-FRAMING HIGHLIGHTS TO DEEP SHADES AT THE NAPE

+ PLUS COLORS



GABOR®

When your schedule has you asking what's next – make it a Gabor wig and you'll be out the door and on your way... looking great.

KANEKALON
flexlite
MODACRYLIC

Model is wearing Renew in 305C (page 52)

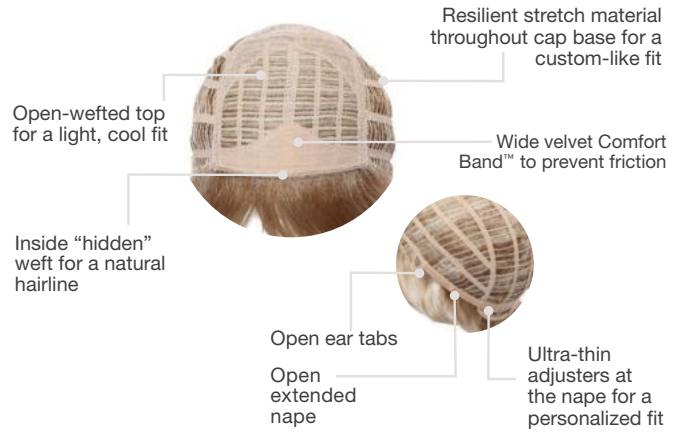


RENEW
Shown in 305C



Front: 3½" | **Crown:** 4" | **Sides:** 2" | **Back:** 3"
Nape: 2¼" | **Weight:** 2.5 oz. | **Cap Size:** Average

Personal Fit™ Cap



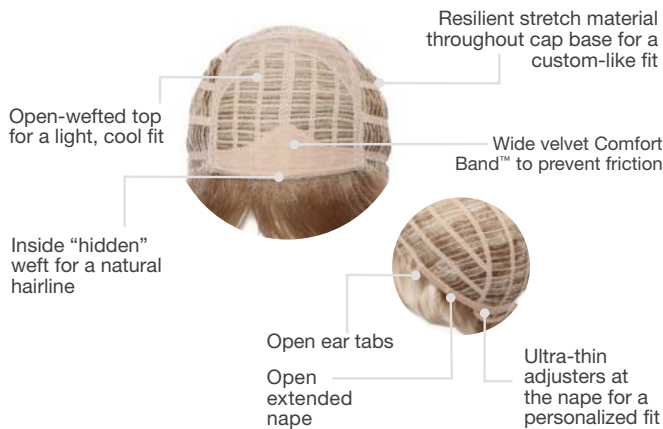
Available Colors: G2+, G4+, G6+, G8+, G10+, G11+, G12+, G13+, G14+, G15+, G16+, G17+, G20+, G27+, G29+, G31+, G38+, G48+, G56+, G58+, G60+, G101+, 305C, 511C.
(Front, sides and back shown in G8+)

Refresh your look in this precision-tapered boy cut with subtle all-over layering and face-framing fringe.



Front: 4" | **Crown:** 4¼" | **Sides:** 3½" | **Back:** 3½"
Nape: 4½" | **Weight:** 2.5 oz. | **Cap Size:** Average

Personal Fit™ Cap



Available Colors: G2+, G4+, G6+, G8+, G10+, G11+, G12+, G13+, G14+, G15+, G16+, G17+, G19+, G20+, G27+, G29+, G30+, G31+, G38+, G48+, G56+, G58+, G60+, G101+, 305C, 511C, G630+, G811+, G829+.
(Front, sides and back shown in G6+)



FORTUNE
Shown in G31+

All-over loosely waved layers make styling this pretty, collar-length cut absolutely effortless.

COMMITMENT

Shown in G12+

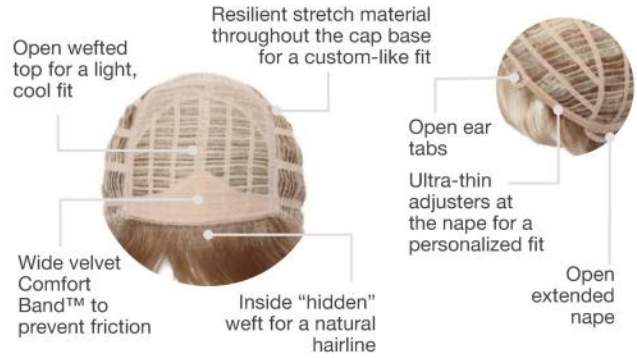


Wear it full and tousled one day then more subdued the next. This versatile style is **available in two sizes.**



Front: 3½" | **Crown:** 4¼" | **Sides:** 3¾" | **Back:** 3¾"
Nape: 2¼" | **Weight:** 2 oz. | **Cap Size:** Average and Large

Personal Fit™ Cap

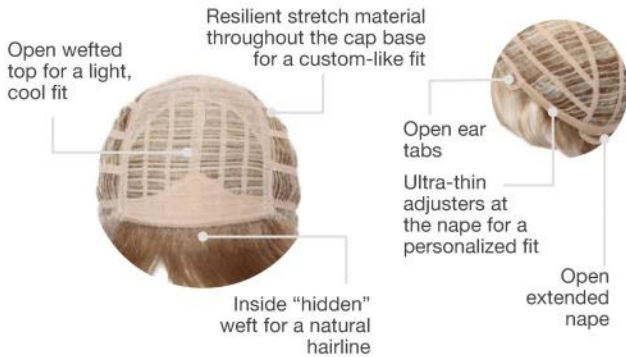


Available Colors: G2+, G4+, G6+, G8+, G10+, G11+, G12+, G13+, G14+, G15+, G16+, G17+, G19+, G20+, G27+, G29+, G30+, G31+, G38+, G48+, G56+, G58+, G60+, G101+, 305C, 511C, G811+. (Front, sides and back shown in G16+)



Front: 3½" | **Crown:** 3½" | **Sides:** 3¼" | **Back:** 2¾"
Nape: 2¾" | **Weight:** 2.25 oz.
Cap Size: Petite/Average and Average/Large

Personal Fit™ Cap



Available Colors: G2+, G4+, G6+, G8+, G10+, G11+, G12+, G13+, G14+, G15+, G16+, G17+, G19+, G20+, G27+, G29+, G30+, G31+, G38+, G48+, G56+, G58+, G60+, G101+, 305C, 511C, G630+, G811+, G829+. (Front, sides and back shown in G20+)

INSTINCT

Shown in G10+



Be forewarned, this short shag has a natural tendency to completely delight! **Available in two sizes.**

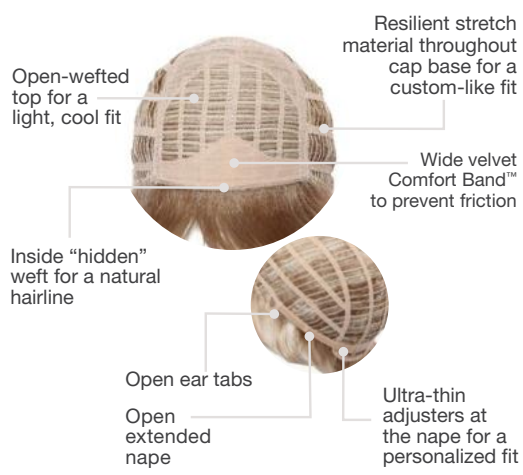


ACCLAIM

Shown in G31+

Your new favorite go-to style choice. Short, wavy layers blend to a tapered nape.
Available in two sizes.

Personal Fit™ Cap



Front: 4" | **Crown:** 3¾" | **Sides:** 2" | **Back:** 2½" | **Nape:** 2"
Weight: 2 oz. | **Cap Size:** *Petite, Average and Large*

Available Colors: G2+, G4+, G6+, G8+, G10+, G11+, G12+, G13+, G14+, G15+, G16+, G17+, G19+, G20+, G27+, G29+, G30+, G31+, G38+, G48+, G56+, G58+, G60+, G101+, 305C, 511C, G630+, G811+, G829+.
(Front, sides and back shown in G6+)

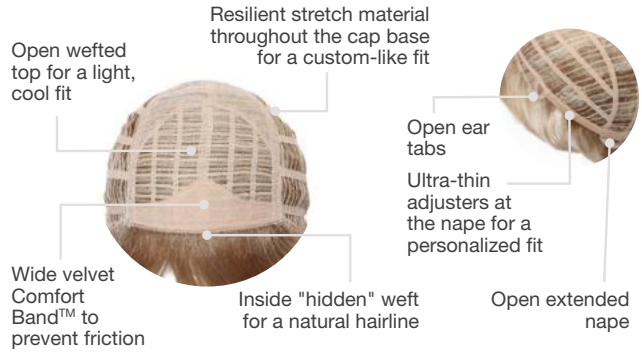


CHEER
Shown in G829+



Front: 3¼" | **Crown:** 4" | **Sides:** 3" | **Back:** 3" | **Nape:** 2"
Weight: 2.25 oz. | **Cap Size:** Average

Personal Fit™ Cap



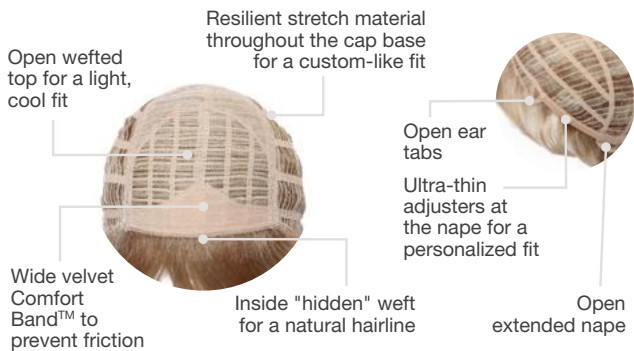
Available Colors: G4+, G6+, G8+, G10+, G11+, G12+, G13+, G14+, G15+, G16+, G19+, G20+, G27+, G29+, G30+, G38+, G48+, G56+, G58+, G60+, G101+, 305C, 511C, G630+, G811+, G829+.
(Front, sides and back shown in G20+)

You'll be all smiles in this sophisticated short 'do, with all-over layering and soft, subtle curls.



Front: 3¾" | **Crown:** 3½" | **Sides:** 3¼" | **Back:** 3¼" | **Nape:** 3¾"
Weight: 2 oz. | **Cap Size:** Average

Personal Fit™ Cap



Available Colors: G4+, G6+, G8+, G10+, G11+, G12+, G13+, G14+, G15+, G16+, G19+, G20+, G27+, G29+, G30+, G38+, G48+, G56+, G58+, G60+, G101+, 305C, 511C, G630+, G811+.
(Front, sides and back shown in G6+)



SENSATION
Shown in G11+

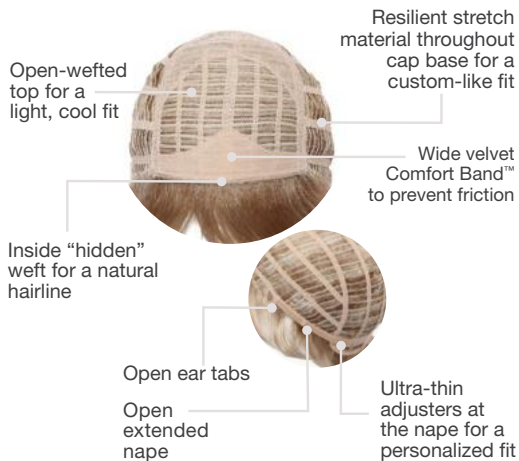
Create a stir in this softly curled shag. Lightweight, natural looking and designed to turn heads everywhere you go.



GALA
Shown in G811+

A short cut with a boost of added personality thanks to fullness on top and short, textured sides
Available in two sizes.

Personal Fit™ Cap



Front: 4½" | **Crown:** 5" | **Sides:** 4" | **Back:** 2¾" | **Nape:** 1¾"
Weight: 2.4 oz. | **Cap Size:** Average and Large

Available Colors: G2+, G4+, G6+, G8+, G10+, G11+, G12+, G13+, G14+, G15+, G16+, G17+, G19+, G20+, G27+, G29+, G30+, G31+, G38+, G48+, G56+, G58+, G60+, G101+, 305C, 511C, G630+, G811+, G829+
(Front, sides and back shown in G64+)

Large cap size not available in: G48+ and G58+.

RESOLVE

Shown in G48+

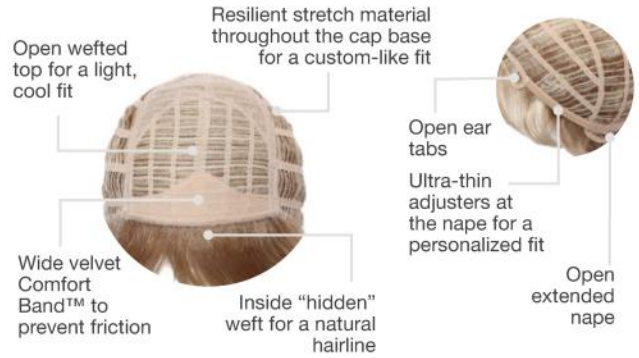


Soft layers in the front with an easy-care, brushed-up back. Retro restyled. A timeless fluff to love again.



Front: 3½" | **Crown:** 4¼" | **Sides:** 3" | **Back:** 3" | **Nape:** 2¼"
Weight: 2 oz. | **Cap Size:** Average

Personal Fit™ Cap



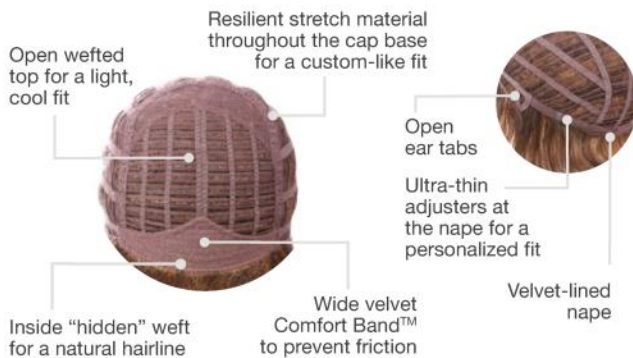
Available Colors: G2+, G4+, G6+, G8+, G10+, G11+, G12+, G13+, G14+, G15+, G16+, G17+, G19+, G20+, G27+, G29+, G30+, G31+, G38+, G48+, G56+, G58+, G60+, G101+, 305C, 511C, G630+, G811+, G829+.

(Front, sides and back shown in G6+)



Front: 3¾" | **Crown:** 7" | **Sides:** 4¾" | **Back:** 5½" | **Nape:** 1¾"
Weight: 2.75 oz. | **Cap Size:** Average

Personal Fit™ Cap



Available Colors: G4+, G6+, G8+, G10+, G11+, G12+, G13+, G14+, G15+, G16+, G19+, G20+, G27+, G29+, G30+, G38+, G56+, G60+, 305C, 511C, G630+, G811+, G829+.

(Front, sides and back shown in G10+)

FOLLY

Shown in G19+



This sleek, modern bob has all the right angles to be effortlessly alluring.



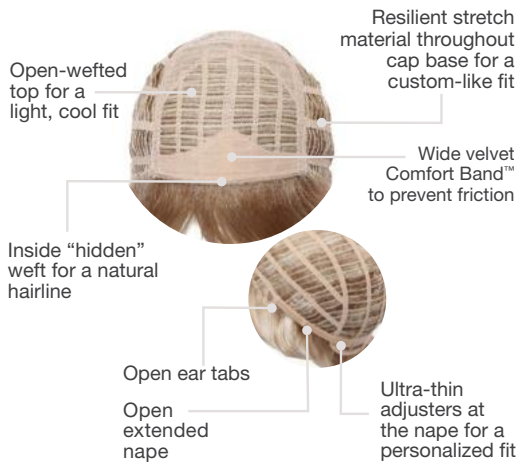
ASPIRE

Shown in G29+

This face-framing, layered pixie is the cut you've always wanted to try.

Available in two sizes.

Personal Fit™ Cap



Front: 3¼" | **Crown:** 2" | **Sides:** 1¾" | **Back:** 1¾" | **Nape:** 1½"
Weight: 2 oz. | **Cap Size:** *Petite and Average*

Available Colors: G2+, G4+, G6+, G8+, G10+, G11+, G12+, G13+, G14+, G15+, G16+, G17+, G19+, G20+, G27+, G29+, G30+, G31+, G38+, G48+, G56+, G58+, G60+, G101+, 305C, 511C, G630+, G811+, G829+.
(Front, sides and back shown in G6+)



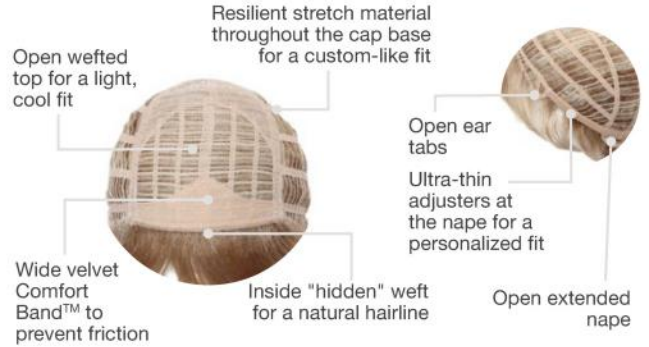
ZEST

Shown in G630+



Front: 1 3/8" | **Crown:** 3" | **Sides:** 1 3/4" | **Back:** 2 1/2" | **Nape:** 1 1/2"
Weight: 2 oz. | **Cap Size:** Average

Personal Fit™ Cap

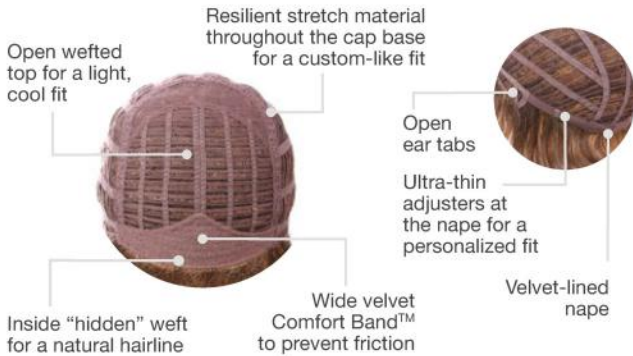


Available Colors: G2+, G4+, G6+, G8+, G10+, G11+, G12+, G13+, G14+, G15+, G16+, G17+, G19+, G20+, G27+, G29+, G30+, G31+, G38+, G48+, G56+, G58+, G60+, G101+, 305C, 511C, G630+, G811+, G829+. (Front, sides and back shown G630+)

Show your enthusiasm for no-fuss fashion with this dynamic boy cut. Ready-to-wear right out of the box.



Front: 4" | **Crown:** 6 3/4" | **Sides:** 4 1/2" | **Back:** 5" | **Nape:** 2"
Weight: 2.5 oz. | **Cap Size:** Average




Available Colors: G2+, G4+, G6+, G8+, G10+, G11+, G12+, G13+, G14+, G15+, G16+, G17+, G19+, G20+, G27+, G29+, G30+, G31+, G630+, G811+, G829+. (Front, sides and back shown in GL6+)



INNUENDO

Shown in G17+

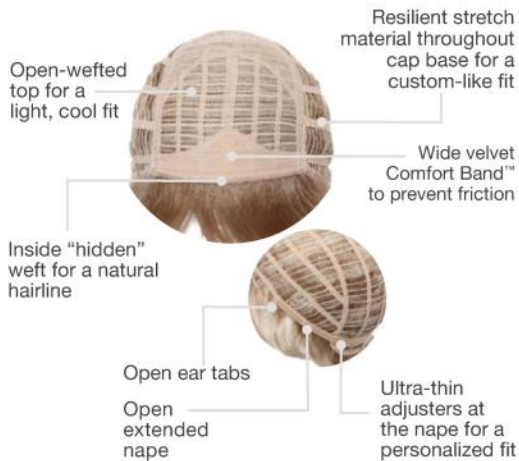
This style means business. It works those sleek front layers and texturized back all day long.



PERK
Shown in G811+

Spike it up or style it smooth. All over textured layers await your command.
Available in two sizes.

Personal Fit™ Cap



Front: 4¼" | **Crown:** 3¼" | **Sides:** 3" | **Back:** 3" | **Nape:** 1½"
Weight: 2.25 oz. | **Cap Size:** *Petite and Average*

Available Colors: G4+, G6+, G8+, G10+, G11+, G12+, G13+, G14+, G15+, G16+, G19+, G20+, G27+, G29+, G30+, G38+, G48+, G56+, G58+, G60+, G101+, 305C, 511C, G630+, G811+, G829+.
(Front, sides and back shown in G20+)

DIMENSIONAL SHADES WITH SUBTLE, NATURAL-LOOKING HIGHLIGHTS

LUMINOUS COLORS



GABOR® HAIRPIECES

The perfect solution for thinning hair!

KANEKALON
flexlite
MODACRYLIC



TOP TIER

Shown in GL16-27

This clever clip-in topper is an easy way to conceal thinning at the crown or to try bangs without cutting your own hair.

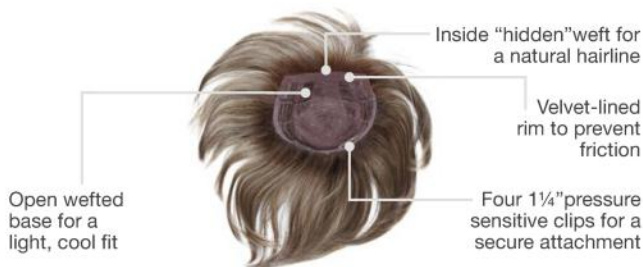
Top-of-Head Hairpiece



Base: 9" x 3¼" | **Front:** 4½" | **Crown:** 12" | **Sides:** 9" | **Back:** 10½"
Weight: 1.6 oz.

Available Colors: GL2-6, GL4-8, GL6-30, GL8-10, GL8-29, GL10-12, GL10-14, GL11-25, GL12-14, GL12-16, GL14-16, GL14-22, GL15-26, GL16-27, GL18-23, GL23-101, GL27-22, GL27-29, GL29-31, GL30-32, GL33-130, GL38-48, GL44-51, GL51-56, GL56-60, GL60-101.

Top-of-Head Hairpiece



Base: 6½" x 7" | **Front:** 10" | **Crown:** 10" | **Sides:** 9" | **Back:** 9"
Weight: 2.25 oz.

Available Colors: GL2-6, GL4-8, GL6-30, GL8-10, GL8-29, GL10-12, GL10-14, GL11-25, GL12-14, GL12-16, GL14-16, GL14-22, GL15-26, GL16-27, GL18-23, GL23-101, GL27-22, GL27-29, GL29-31, GL30-32, GL33-130, GL38-48, GL44-51, GL51-56, GL56-60, GL60-101.

Soft Shades™ Colors: GL8-29SS, GL11-25SS, GL14-16SS, GL14-22SS, GL15-26SS, GL16-27SS, GL23-101SS.



TOP PERFECT

Shown in GL14-16SS

This versatile clip-in topper conceals thinning crown areas and blends best with mid-length to longer layered styles.

Under Cover Halo



Front: 5½" | **Sides:** 10" | **Back:** 11½" | **Nape:** 7" | **Weight:** 3.25 oz.

Available Colors: GL1-2, GL2-6, GL4-8, GL6-30, GL8-10, GL8-29, GL10-14, GL11-25, GL12-16, GL14-16, GL14-22, GL16-27, GL27-22, GL30-32, GL38-48, GL56-60. *Turban shown not included.*



UNDER COVER HALO

Shown in GL8-10

Designed to be worn with a cap, turban or other head wrap. Includes an optional feathered bang.

GABOR® MADE WITH KANEKALON EXCELLE HEAT-STYLEABLE SYNTHETIC HAIR

ESSENTIALS



Starting or building your hair wardrobe has never been so easy – or so affordable!



NEW

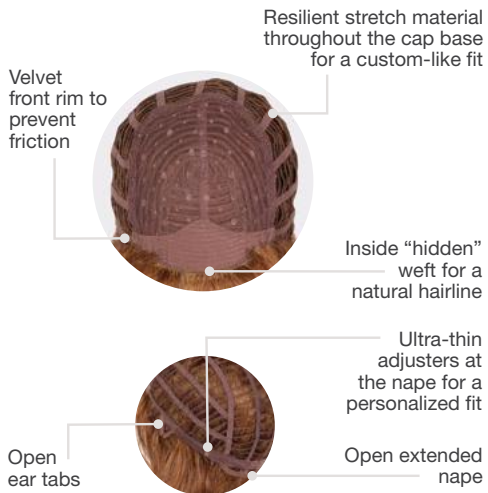
AMBITIOUS

Shown in Light Brown

Soft bangs and the perfect beach wave that never goes flat. Even after washing, you won't need to curl this style! The shoulder length is flattering at any age and long enough to wear in a low updo.



Comfort Cap™



Front: 4½" | **Crown:** 4½" | **Sides:** 4" | **Back:** 4"
Nape: 3" | **Weight:** 2.9 oz. | **Cap Size:** Average

Available Colors: Black, Dark Brown, Medium Brown, Light Brown, Brown Blonde, Dark Blonde, Medium Blonde, Light Blonde, Light Red, Medium Red, Brown Grey, Light Grey.

(Front, sides and back shown in Medium Red.)



NEW

ENTHUSIASTIC

Shown in Light Grey

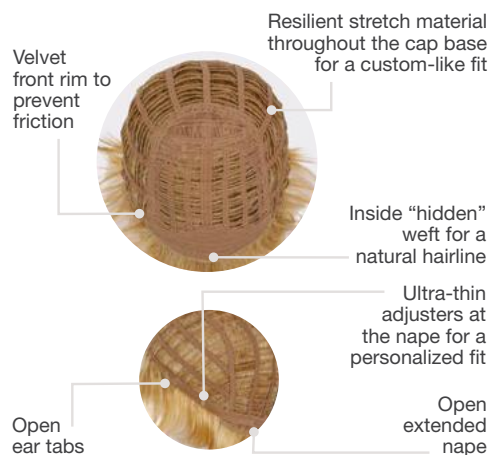
Get excited for this lightweight short cut that takes volume to a whole new level! Lovely layering throughout allows for multiple styling options. Glamour and sophistication right out of the box.



Front: 4½" | **Crown:** 4½" | **Sides:** 4" | **Back:** 4" | **Nape:** 3" | **Weight:** 2.9 oz.
Cap Size: Average | **Comfort Cap™**

Available Colors: Black, Dark Brown, Medium Brown, Light Brown, Brown Blonde, Dark Blonde, Medium Blonde, Light Blonde, Light Red, Medium Red, Brown Grey, Light Grey. (Front, sides and back shown in Medium Blonde.)

Comfort Cap™





NEW

NOTION

Shown in Dark Brown

If the idea of a short style with long layers appeals to you, try this ready-to-go tailored cut. Long enough to tuck behind the ears, to sweep the bangs to the side, to amp up the volume or wear smooth.

Comfort Cap™

Velvet front rim to prevent friction



Resilient stretch material throughout the cap base for a custom-like fit

Inside "hidden" weft for a natural hairline

Open ear tabs



Ultra-thin adjusters at the nape for a personalized fit



Front: 5¼" | **Crown:** 5" | **Sides:** 2" | **Back:** 3½" | **Nape:** 1½" | **Weight:** 2.6 oz.
Cap Size: Average | **Comfort Cap™**

Available Colors: Black, Dark Brown, Medium Brown, Light Brown, Brown Blonde, Dark Blonde, Medium Blonde, Light Blonde, Light Red, Medium Red, Brown Grey, Light Grey. *(Front, sides and back shown in Light Blonde.)*

PEACE

Shown in Medium Red

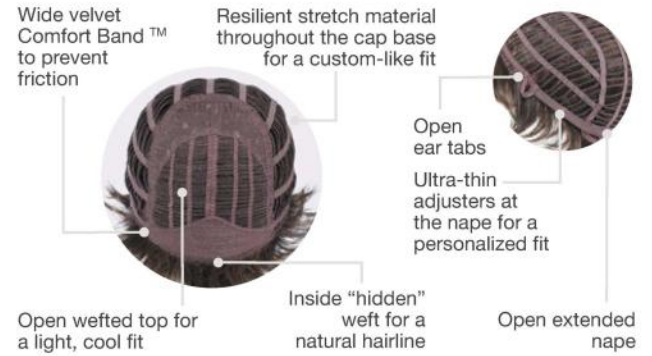


This chic, sleek, go-to style lets you enjoy the peace of mind that comes with knowing you look your best.



Front: 7¾" | **Crown:** 10" | **Sides:** 7¾" | **Back:** 7¾"
Nape: 3" | **Weight:** 3.4 oz. | **Cap Size:** Average

Comfort Cap™

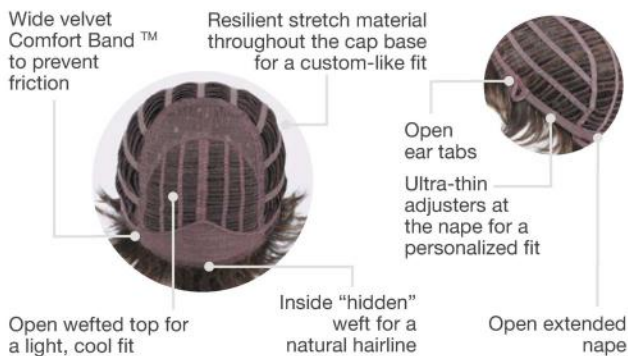


Available Colors: Black, Dark Brown, Medium Brown, Light Brown, Brown Blonde, Dark Blonde, Light Blonde, Medium Blonde, Light Red, Medium Red, Brown Grey, Light Grey. (Front, sides and back shown in Medium Blonde.)



Front: 4½" | **Crown:** 10" | **Sides:** 10" | **Back:** 10"
Nape: 8" | **Weight:** 5.0 oz. | **Cap Size:** Average

Comfort Cap™



Available Colors: Black, Dark Brown, Medium Brown, Light Brown, Brown Blonde, Dark Blonde, Light Blonde, Light Red, Medium Blonde, Medium Red, Brown Grey, Light Grey, SS Medium Blonde, SS Light Blonde. (Front, sides and back shown in Medium Blonde.)

PROSPERITY

Shown in Medium Brown



This classic bob cut is just the right length to showcase its beautiful, tapered movement. A go-to style for any occasion.



THRILL

Shown in Light Blonde



Front: 5¼" | **Crown:** 6¾" | **Sides:** 6¼" | **Back:** 5¼"
Nape: 2½" | **Weight:** 3.6 oz. | **Cap Size:** Average

Comfort Cap™



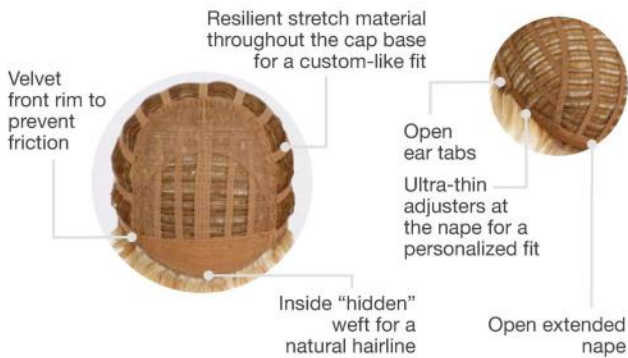
Available Colors: Black, Dark Brown, Medium Brown, Light Brown, Brown Blonde, Dark Blonde, Light Blonde, Medium Blonde, Light Red, Medium Red, Brown Grey, Light Grey.
(Front, sides and back shown in Medium Red.)

An updated, tapered bob with softly textured layers for volume through the top. Tuck behind the ears for a new look.




Front: 3¾" | **Crown:** 5½" | **Sides:** 3¾" | **Back:** 4¼"
Nape: 2½" | **Weight:** 2.6 oz. | **Cap Size:** Average

Comfort Cap™



Available Colors: Black, Dark Brown, Medium Brown, Light Brown, Brown Blonde, Dark Blonde, Medium Blonde, Light Blonde, Light Red, Medium Red, Brown Grey, Light Grey.
(Front, sides and back shown in Brown Blonde.)




ELATION

Shown in Brown Blonde

Light and airy pieces require minimal styling and give this delightful cropped bob a carefree feel.

JOY

Shown in Medium Brown

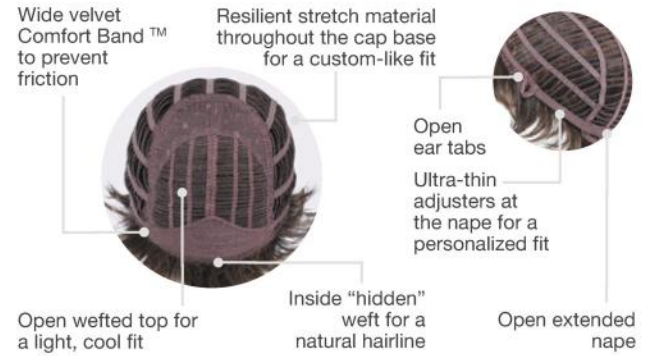


Loose layers and tapered ends make this quintessential cropped shag ready to wear with just a bit of finger styling.



Front: 4¼" | **Crown:** 4¼" | **Sides:** 4¼" | **Back:** 4¼"
Nape: 3½" | **Weight:** 2.8 oz. | **Cap Size:** Average

Comfort Cap™



Available Colors: Black, Dark Brown, Medium Brown, Light Brown, Brown Blonde, Dark Blonde, Medium Blonde, Light Blonde, Light Red, Medium Red, Brown Grey, Light Grey. (Front, sides and back shown in Dark Blonde.)



Front: 3" | **Crown:** 3½" | **Sides:** 2" | **Back:** 3"
Nape: 2" | **Weight:** 2.4 oz. | **Cap Size:** Average

Comfort Cap™




Available Colors: Black, Dark Brown, Medium Brown, Light Brown, Brown Blonde, Dark Blonde, Medium Blonde, Light Blonde, Light Red, Medium Red, Brown Grey, Light Grey. (Front, sides and back shown in Medium Brown.)

HONESTY

Shown in Dark Blonde



Gently waved layers give this style sophisticated volume. This style also looks great tucked behind the ears.

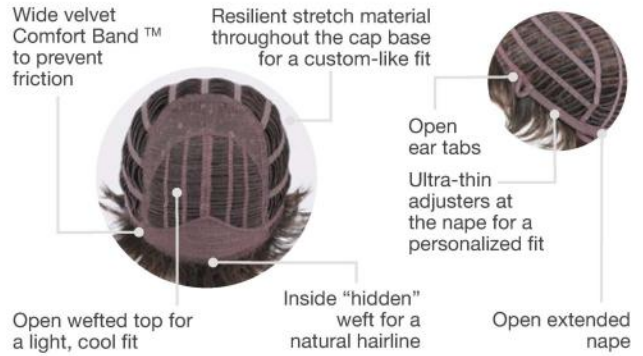


SPIRIT
Shown in Brown Grey



Front: 4" | **Crown:** 4½" | **Sides:** 3¼" | **Back:** 3¼"
Nape: 2¼" | **Weight:** 2.5 oz. | **Cap Size:** Average

Comfort Cap™



Available Colors: Black, Dark Brown, Medium Brown, Light Brown, Brown Blonde, Dark Blonde, Medium Blonde, Light Blonde, Light Red, Medium Red, Brown Grey, Light Grey.
(Front, sides and back shown in Medium Brown.)

The wispy texture and razor-tapered layers flatter a variety of face shapes. Wear smooth or fluff up the flipped ends.




Front: 5¼" | **Crown:** 6" | **Sides:** 4" | **Back:** 5"
Nape: 3¾" | **Weight:** 2.5 oz. | **Cap Size:** Average

Comfort Cap™



Available Colors: Black, Dark Brown, Medium Brown, Light Brown, Brown Blonde, Dark Blonde, Medium Blonde, Light Blonde, Light Red, Medium Red, Brown Grey, Light Grey.
(Front, sides and back shown in Medium Blonde.)




GRATITUDE
Shown in Brown Blonde

A loosely layered, cropped shag with sophisticated volume in the crown and a fashionable eyelash bang.

VISIONARY

Shown in Medium Blonde



Fullness and curl. Volume and lift. Shattered curls throughout the perimeter keep the look light and piecey.



Front: 6¼" | **Crown:** 9½" | **Sides:** 8½" | **Back:** 6½"
Nape: 5½" | **Weight:** 4.25 oz. | **Cap Size:** Average

Comfort Cap™

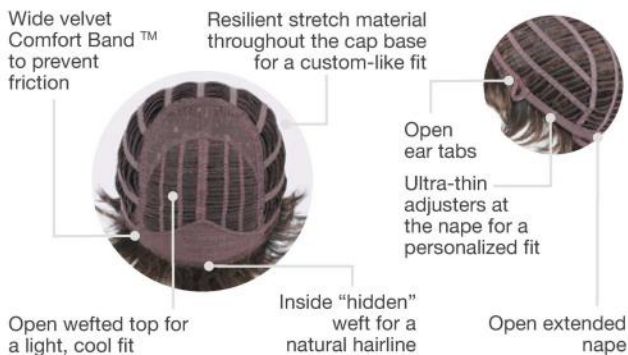


Available Colors: Black, Dark Brown, Medium Brown, Light Brown, Brown Blonde, Dark Blonde, Medium Blonde, Light Blonde, Light Red, Medium Red, Brown Grey, Light Grey. (Front, sides and back shown in Medium Brown.)



Front: 4" | **Crown:** 3¾" | **Sides:** 2" | **Back:** 2¾"
Nape: 2" | **Weight:** 2.1 oz. | **Cap Size:** Average

Comfort Cap™



Available Colors: Black, Dark Brown, Medium Brown, Light Brown, Brown Blonde, Dark Blonde, Medium Blonde, Light Blonde, Light Red, Medium Red, Brown Grey, Light Grey. (Front, sides and back shown in Medium Brown.)

LOVE

Shown in Light Blonde



You'll love this short, classic cut with smooth layers on the top and sides that blend with barely waved layers in the back.

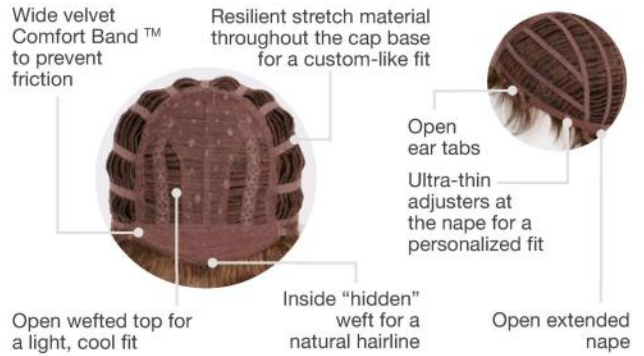


VIRTUE
Shown in Brown Blonde



Front: 2¾" | **Crown:** 3½" | **Sides:** 2½" | **Back:** 2½"
Nape: 1¾" | **Weight:** 2 oz. | **Cap Size:** Average

Comfort Cap™



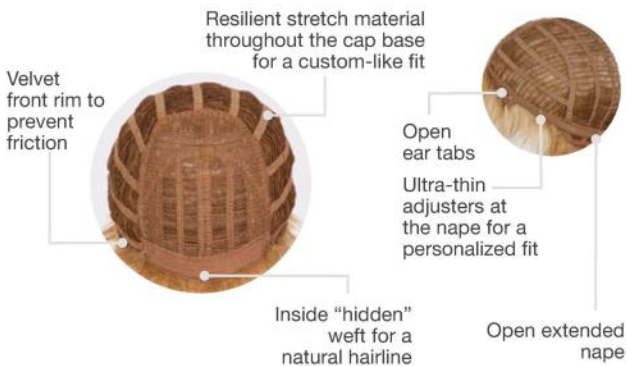
Available Colors: Black, Dark Brown, Medium Brown, Light Brown, Brown Blonde, Dark Blonde, Medium Blonde, Light Blonde, Light Red, Medium Red, Brown Grey, Light Grey.
(Front, sides and back shown in Light Brown.)

With its light, cool fit and no-fuss styling, this lightly textured boy cut is an essential addition to any wig wardrobe.



Front: 4¾" | **Crown:** 5½" | **Sides:** 3" | **Back:** 4"
Nape: 1½" | **Weight:** 2.25 oz. | **Cap Size:** Average

Comfort Cap™



Available Colors: Black, Dark Brown, Medium Brown, Light Brown, Brown Blonde, Dark Blonde, Medium Blonde, Light Blonde, Light Red, Medium Red, Brown Grey, Light Grey.
(Front, sides and back shown in Medium Blonde.)



STRENGTH
Shown in Light Red

Length in the front and crown combine with all-over tapered layering to add modern flair to this traditional boy cut.

NEW Packaging!

SAME GREAT PRODUCTS



HAIRUWEAR®

RESTORE

LEAVE-IN CONDITIONER &
HEATSTYLING PROTECTOR

REVITALISANT

APRÈS SHAMPOOING SANS RINÇAGE ET
PROTECTEUR DE COIFFAGE À LA CHALEUR

REVITALIZADOR

ACCIONCIONADOR Y PROTECTOR TERMICO
PARA DEJAR APLICADO

For synthetic wigs, hairpieces and extensions

Formulé pour les perruques synthétiques,
pièces et extensions
Formulé para pelucas, piezas de cabello y
extensiones en fibras sintéticas

236mL | 8 fl. oz. U.S

HAIRUWEAR®

CLEANSE

REFRESHING SHAMPOO

PURIFIER

SHAMPOO RAFFRAÏCHISSANT

PURIFICADOR

CHAMPO REFRESCANTE

For synthetic wigs, hairpieces and extensions

Formulé pour les perruques synthétiques,
pièces et extensions
Formulé para pelucas, piezas de cabello y
extensiones en fibras sintéticas

236mL | 8 fl. oz. U.S

HAIRUWEAR®

SHAPE

MEDIUM HOLD STYLING SPRAY

FORME

TENUE MOYENNE SPRAY COIFFANT

FORMA

SPRAY FLUADOR MEDIO

For synthetic wigs, hairpieces and extensions

Formulé pour les perruques synthétiques,
pièces et extensions
Formulé para pelucas, piezas de cabello y
extensiones en fibras sintéticas

236mL | 8 fl. oz. U.S

Gentle, nourishing and specially formulated for synthetic hair.

All HairUWear® hair care products are specially formulated to be used on synthetic fiber wigs and top pieces. HairUWear® hair care products are environmentally safe and contain no animal products. Absolutely no animal testing involved.

Scan for Care Instructions



CLEANSE
Shampoo

This luxurious, PH balanced shampoo provides weightless moisture and shine, and gently cleanses away styling product buildup. Formulated to neutralize odors from wear with a fresh, light fragrance. (8 oz.)



CURL
Revitalizing Spray

Revitalizes curly or wavy wigs and hairpieces. Use after shampooing to bring back the style's original curl, or mist onto dry hair to refresh the style before wearing. A light hold setting spray. (8 oz.)



RESTORE
Leave-In Conditioner

This formula nourishes synthetic fibers providing the all-day softness of a leave-in conditioner, and can also be used as a protectant when styling heat-friendly synthetic fiber. (8 oz.)



CONTROL
Aerosol Spray

A strong hold finishing spray that you control. Variable spray settings let you choose the level of hold to customize your hairstyle. Special event? Rainy weather? Get Control for the perfect hold without sticky buildup. (10 oz.)



SHAPE
Pump Up Spray

A medium hold spritz designed to give short or mid-length wigs a soft flexible shape. Use to create spiky or piecey textures. An ideal alternative to aerosol styling products. (8 oz.)



ESSENTIAL CARE TRAVEL KIT

Sized to meet TSA standards, the HairUWear® 3.4 oz. Travel Kit is ideal kit for the traveler or for the first time customer. This travel kit includes our three most popular wet line products in convenient 3.4 oz. bottles: CLEANSE Shampoo, RESTORE Leave-In Conditioner & Detangler and SHAPE pump spray.



FACELESS MODERN

Mannequin Stands



FACELESS MODERN MANNEQUIN STANDS

Display your wigs in elegant style. Modern white fiberglass heads with brushed steel poles and bases are available in 15", 21" and 27" sizes.



WIG STAND

Perfect for drying, storage, or travel, this stand keeps a wig fresh and ready to wear. Made of sturdy, lightweight plastic, it snaps apart and lays flat for travelling ease. Allows air to circulate for quick drying.



FIBERGLASS FACELESS MANNEQUIN HEAD

This abstract, faceless, 18" fiberglass head reflects the latest trend in mannequin design. Free standing or display on slat wall (attachment sold separately).



SLAT WALL ATTACHEMENT

The universal cone shape of this white slat wall bracket can be used with any of the HairUWear mannequin heads.



NEW!

DETANGLING & STYLE COMB

The extra-long metal teeth of this wide tooth comb easily pass through synthetic and human hair to help prevent snagging, breakage or frizz and prolong the life of wigs and hairpieces.



NEW!

DETANGLING COMB

Keep longer wigs tangle-free. Keep heat-friendly synthetic wigs smooth and frizz-free. For on-the-go detangling throughout the day, this little comb fits perfectly in your makeup bag or purse and is made with a special material that does not create static electricity or damage wavy and curly styles.



NEW!

WIDE-TOOTH COMB

Recommended for today's silhouettes, the HairUWear® styling comb will not damage fibers or generate static electricity. The wide plastic teeth are designed to provide the "finger styling" effect that is so popular among today's top celebrity stylists.



1" STYLING BRUSH

The narrow design allows for brushing a few strands at a time for styling control and the "tail" can be used to tuck stray hair under the wig. Stainless steel, ball-tipped bristles are designed to comb through synthetic wig fiber without damage. Will not stretch or pull the fiber like regular hairbrushes.



OVAL WIRE BRUSH

Stainless steel, ball-tipped bristles are designed to comb through synthetic wig fiber without damage. Will not stretch or pull the fiber like regular hairbrushes. Lifts or smoothes fibers to make styling a breeze!



PIC-COMB

Designed for easy teasing or removing snarls, this comb won't split wig fibers. The long metal prongs are for lifting, fluffing, or smoothing.



NEW!

MESH WIG CAP

A breathable stretch mesh cap to secure hair underneath wig and help prevent wig slippage. One size fits most. Available in Beige, Black, Brown or Grey.



NEW!

SLEEP CAP

Soft and breathable. Perfect for sleeping. One size fits most. 100% Cotton Modal. Available in Blue, Grey or Tan.



WIG CAPS

Made of washable, stretch nylon, this light and cool wig cap lets the wearer feel confident that her own hair is securely held under the wig with no revealing wisps showing. The cap also prevents wig slippage. One size fits most. Available in Brown and Grey.



WIG GRIP BAND

The comfortable, no-slip way to keep your wig in place without clips, combs or adhesive! Made with soft, double-sided velvet, this is a must-have accessory for all wig wearers. One side grips to your head, no matter how much or how little hair you have. The second side grips to your wig or headcovering. Also works with hats, scarves, headbands and other headcoverings. One size fits all. Available in Black, Chocolate Brown, Grey or Tan.

GABOR® COLOR RINGS

Take the guess out of choosing the correct color for your client with Gabor® Color Rings. Available in Designer Series, Luminous, Plus and Essentials colors.

NEW!



TRU2LIFE®
COLOR RING



LUMINOUS
COLOR RING



PLUS
COLOR RING



ESSENTIALS
COLOR RING

HAIR COLOR MATRIX

LUXURY DESIGNER SERIES COLORS



	GF1-2 Double Espresso	GF6-8 Dark Chocolate	GF6-30 Mahogany	GF14-88 Golden Wheat	GF16-22 Iced Sweet Cream	GF19-23 Biscuit	GF29-25 Golden Russet	GF31-29 Fiery Copper	GF56-1001 Artic White	GF56-60 Silver	GF19 Silver & Smoke	GF511 Sugar & Charcoal	GF4-10SS SS Iced Java	GF8-12SS SS Iced Mocha	GF8-29SS SS Hazelnut	GF9-24SS SS Iced Café Latte	GF10-22SS SS Iced Capuccino	GF11-25SS SS Honey Pecan	GF12-22SS SS Capuccino	GF13SS SS Sangria	GF14-22SS SS Wheat	GF17-23SS SS Iced Latte Macchiato	GF19-23SS SS Biscuit	GF29-33SS SS Iced Pumkin Spice	GF44-60SS SS Sugared Licorice
NEW! MAKE A STATEMENT	•	•	•	•	•	•	•	•	•	•	•	•	•	•	•	•	•	•	•	•	•	•	•	•	•
NEW! OUT THE DOOR	•	•	•	•	•	•	•	•	•	•	•	•	•	•	•	•	•	•	•	•	•	•	•	•	•
NEW! OWN THE ROOM	•	•	•	•	•	•	•	•	•	•	•	•	•	•	•	•	•	•	•	•	•	•	•	•	•
NEW! TREND ALERT	•	•	•	•	•	•	•	•	•	•	•	•	•	•	•	•	•	•	•	•	•	•	•	•	•

ESSENTIALS COLORS



	BLACK	DARK BROWN	MEDIUM BROWN	LIGHT BROWN	BROWN BLONDE	DARK BLONDE	MEDIUM BLONDE	LIGHT BLONDE	LIGHT RED	MEDIUM RED	BROWN GREY	LIGHT GREY	SS MEDIUM BLONDE	SS LIGHT BLONDE
NEW! AMBITIOUS	•	•	•	•	•	•	•	•	•	•	•	•		
ELATION	•	•	•	•	•	•	•	•	•	•	•	•		
NEW! ENTHUSIASTIC	•	•	•	•	•	•	•	•	•	•	•	•		
GRATITUDE	•	•	•	•	•	•	•	•	•	•	•	•		
HONESTY	•	•	•	•	•	•	•	•	•	•	•	•		
JOY	•	•	•	•	•	•	•	•	•	•	•	•		
LOVE	•	•	•	•	•	•	•	•	•	•	•	•		
NEW! NOTION	•	•	•	•	•	•	•	•	•	•	•	•		
PEACE	•	•	•	•	•	•	•	•	•	•	•	•		
PROSPERITY	•	•	•	•	•	•	•	•	•	•	•	•	•	•
SPIRIT	•	•	•	•	•	•	•	•	•	•	•	•		
STRENGTH	•	•	•	•	•	•	•	•	•	•	•	•		
THRILL	•	•	•	•	•	•	•	•	•	•	•	•		
VIRTUE	•	•	•	•	•	•	•	•	•	•	•	•		
VISIONARY	•	•	•	•	•	•	•	•	•	•	•	•		

PLUS COLORS

KANEKALON
flexlite
MOISTURIZING

	G2+ Licorice Mist	G12+ Pecan Mist	G17+ Vanilla Mist	G630+ Chocolate Copper Mist	G58+ Sugared Almond	G4+ Dark Chocolate Mist	G811+ Mahogany Mist	G19+ Praline Mist	G31+ Mango Mist	G60+ Burnished Snow	G6+ Coffee Mist	G13+ Capuccino Mist	G20+ Wheat Mist	G829+ Dark Cinnamon Mist	G101+ Platinum Mist	G8+ Chestnut Mist	G14+ Almond Mist	G27+ Ginger Mist	G38+ Sugared Walnut	305C Sugared Smoke	G10+ Nutmeg Mist	G15+ Buttered Toast Mist	G29+ Cayene Mist	G48+ Sugared Pecan	511C Sugared Charcoal	G11+ Mocha Mist	G16+ Honey Mist	G30+ Paprika Mist	G56+ Sugared Silver
ACCLAIM (P, A, L)	•	•	•	•	•	•	•	•	•	•	•	•	•	•	•	•	•	•	•	•	•	•	•	•	•	•	•	•	•
AFFLUENCE		•			•	•				•	•	•	•			•	•	•	•	•	•	•	•	•	•	•	•	•	•
ASPIRE (P, A)	•	•	•	•	•	•	•	•	•	•	•	•	•	•	•	•	•	•	•	•	•	•	•	•	•	•	•	•	•
CARTE BLANCHE (A, L)	•	•	•	•	•	•	•	•	•	•	•	•	•	•	•	•	•	•	•	•	•	•	•	•	•	•	•	•	•
CHEER		•		•	•	•	•	•		•	•	•	•	•	•	•	•	•	•	•	•	•	•	•	•	•	•	•	•
COMMITMENT (A, L)	•	•	•		•	•	•	•	•	•	•	•	•		•	•	•	•	•	•	•	•	•	•	•	•	•	•	•
FOLLY		•		•		•	•	•		•	•	•	•	•		•	•	•	•	•	•	•	•	•	•	•	•	•	•
FORTUNE	•	•	•	•	•	•	•	•	•	•	•	•	•	•	•	•	•	•	•	•	•	•	•	•	•	•	•	•	•
GALA (A, L)	•	•	•	•	•	•	•	•	•	•	•	•	•	•	•	•	•	•	•	•	•	•	•	•	•	•	•	•	•
GALA LUXURY	•	•	•	•		•	•	•	•	•	•	•	•	•	•	•	•	•			•		•		•	•	•	•	•
INCENTIVE (P, A)	•	•	•	•	•	•	•	•	•	•	•	•	•	•	•	•	•	•	•	•	•	•	•	•	•	•	•	•	•
INNUENDO	•	•	•	•		•	•	•	•		•	•	•	•		•	•	•			•	•	•		•	•	•	•	•
INSTINCT (PA, AL)	•	•	•	•	•	•	•	•	•	•	•	•	•	•	•	•	•	•	•	•	•	•	•	•	•	•	•	•	•
PARADOX	•	•	•	•		•	•	•	•		•	•	•	•		•	•	•			•	•	•		•	•	•	•	•
PERK (P, A)	•	•	•	•		•	•	•	•		•	•	•	•		•	•	•			•	•	•		•	•	•	•	•
PRECEDENCE		•			•	•				•	•	•	•		•	•	•	•	•	•	•	•	•	•	•	•	•	•	•
PRODIGY	•	•	•	•		•	•	•	•		•	•	•	•		•	•	•	•	•	•	•	•	•	•	•	•	•	•
RENEW	•	•	•		•	•			•	•	•	•	•		•	•	•	•	•	•	•	•	•	•	•	•	•	•	•
RESOLVE	•	•	•	•	•	•	•	•	•	•	•	•	•	•	•	•	•	•	•	•	•	•	•	•	•	•	•	•	•
SENSATION		•		•	•	•	•	•		•	•	•	•		•	•	•	•	•	•	•	•	•	•	•	•	•	•	•
ZEST	•	•	•	•	•	•	•	•	•	•	•	•	•	•	•	•	•	•	•	•	•	•	•	•	•	•	•	•	•

Colors indicated may not be available for all sizes of a listed style. Please refer to the product page for specific details.

HAIR COLOR MATRIX

HAIR COLOR MATRIX

LUMINOUS COLORS



	GL1-2 Double Espresso	GL8-10 Dark Chestnut	GL11-25 Honey Pecan	GL15-26 Buttered Toast	GL23-101 Sunkissed Beige	GL30-32 Dark Copper	GL51-66 Sugared Pewter	GL2-6 Black Coffee	GL8-29 Hazelnut	GL12-14 Mocha	GL14-22 Sandy Blonde	GL27-22 Caramel	GL33-130 Sangria	GL56-60 Sugared Silver	GL4-8 Dark Chocolate	GL10-12 Sunlit Chestnut	GL12-16 Golden Walnut	GL18-23 Toasted Pecan	GL27-29 Chocolate Caramel	GL38-48 Sugared Smoke	GL60-101 Silvery Moon	GL6-30 Mahogany	GL10-14 Walnut	GL14-16 Honey Toast	GL16-27 Buttered Biscuit	GL29-31 Rusty Auburn	GL44-51 Sugared Charcoal	GL29-31SS SS Rusty Auburn	GL8-29SS SS Hazelnut	GL11-25SS SS Honey Pecan	GL14-16SS SS Honey Toast	GL16-27SS SS Buttered Biscuit	GL15-26SS SS Buttered Toast	GL14-22SS SS Sandy Blonde	GL613-88SS SS Champagne Blonde	GL23-101SS SS Sunkissed Beige	GL44-66SS SS Sugared Nickel			
ALL THE BEST	•	•	•	•	•	•	•	•	•	•	•	•	•	•	•	•	•	•	•	•	•	•	•	•	•	•	•	•	•	•	•	•	•	•	•	•	•	•	•	
BELLE		•	•	•	•	•	•	•	•	•	•	•	•	•	•	•	•	•	•	•	•	•	•	•	•	•	•	•	•	•	•	•	•	•	•	•	•	•	•	
BEND THE RULES	•	•	•	•	•	•	•	•	•	•	•	•	•	•	•	•	•	•	•	•	•	•	•	•	•	•	•	•	•	•	•	•	•	•	•	•	•	•	•	•
BLUSHING BEAUTY	•	•	•	•	•	•	•	•	•	•	•	•	•	•	•	•	•	•	•	•	•	•	•	•	•	•	•	•	•	•	•	•	•	•	•	•	•	•	•	•
BOUNCY BEAUTY	•	•	•	•	•	•	•	•	•	•	•	•	•	•	•	•	•	•	•	•	•	•	•	•	•	•	•	•	•	•	•	•	•	•	•	•	•	•	•	•
CAMEO CUT	•	•	•	•	•	•	•	•	•	•	•	•	•	•	•	•	•	•	•	•	•	•	•	•	•	•	•	•	•	•	•	•	•	•	•	•	•	•	•	•
CENTER OF ATTENTION	•	•	•	•	•	•	•	•	•	•	•	•	•	•	•	•	•	•	•	•	•	•	•	•	•	•	•	•	•	•	•	•	•	•	•	•	•	•	•	•
CHIC CHOICE	•	•	•	•	•	•	•	•	•	•	•	•	•	•	•	•	•	•	•	•	•	•	•	•	•	•	•	•	•	•	•	•	•	•	•	•	•	•	•	•
CURL APPEAL	•	•	•	•	•	•	•	•	•	•	•	•	•	•	•	•	•	•	•	•	•	•	•	•	•	•	•	•	•	•	•	•	•	•	•	•	•	•	•	•
CURL UP	•	•	•	•	•	•	•	•	•	•	•	•	•	•	•	•	•	•	•	•	•	•	•	•	•	•	•	•	•	•	•	•	•	•	•	•	•	•	•	•
CURVES AHEAD		•	•	•	•	•	•	•	•	•	•	•	•	•	•	•	•	•	•	•	•	•	•	•	•	•	•	•	•	•	•	•	•	•	•	•	•	•	•	•
DEBUTANTE	•	•	•	•	•	•	•	•	•	•	•	•	•	•	•	•	•	•	•	•	•	•	•	•	•	•	•	•	•	•	•	•	•	•	•	•	•	•	•	•
DREAM DO	•	•	•	•	•	•	•	•	•	•	•	•	•	•	•	•	•	•	•	•	•	•	•	•	•	•	•	•	•	•	•	•	•	•	•	•	•	•	•	•
EPIC (A, L)	•	•	•	•	•	•	•	•	•	•	•	•	•	•	•	•	•	•	•	•	•	•	•	•	•	•	•	•	•	•	•	•	•	•	•	•	•	•	•	•
EVERYDAY ELEGANT		•	•	•	•	•	•	•	•	•	•	•	•	•	•	•	•	•	•	•	•	•	•	•	•	•	•	•	•	•	•	•	•	•	•	•	•	•	•	•
FALLING FOR YOU	•	•	•	•	•	•	•	•	•	•	•	•	•	•	•	•	•	•	•	•	•	•	•	•	•	•	•	•	•	•	•	•	•	•	•	•	•	•	•	•
FLATTER ME	•	•	•	•	•	•	•	•	•	•	•	•	•	•	•	•	•	•	•	•	•	•	•	•	•	•	•	•	•	•	•	•	•	•	•	•	•	•	•	•
FLIRT (A, L)	•	•	•	•	•	•	•	•	•	•	•	•	•	•	•	•	•	•	•	•	•	•	•	•	•	•	•	•	•	•	•	•	•	•	•	•	•	•	•	•
FOREVER CHIC	•	•	•	•	•	•	•	•	•	•	•	•	•	•	•	•	•	•	•	•	•	•	•	•	•	•	•	•	•	•	•	•	•	•	•	•	•	•	•	•
FRESH CHIC	•	•	•	•	•	•	•	•	•	•	•	•	•	•	•	•	•	•	•	•	•	•	•	•	•	•	•	•	•	•	•	•	•	•	•	•	•	•	•	•
HIGH IMPACT (A, L)		•	•	•	•	•	•	•	•	•	•	•	•	•	•	•	•	•	•	•	•	•	•	•	•	•	•	•	•	•	•	•	•	•	•	•	•	•	•	•
HIGH SOCIETY		•	•	•	•	•	•	•	•	•	•	•	•	•	•	•	•	•	•	•	•	•	•	•	•	•	•	•	•	•	•	•	•	•	•	•	•	•	•	•
MODERN MOTIF	•	•	•	•	•	•	•	•	•	•	•	•	•	•	•	•	•	•	•	•	•	•	•	•	•	•	•	•	•	•	•	•	•	•	•	•	•	•	•	•
OPULENCE (A, L)		•	•	•	•	•	•	•	•	•	•	•	•	•	•	•	•	•	•	•	•	•	•	•	•	•	•	•	•	•	•	•	•	•	•	•	•	•	•	•
PERFECTION	•	•	•	•	•	•	•	•	•	•	•	•	•	•	•	•	•	•	•	•	•	•	•	•	•	•	•	•	•	•	•	•	•	•	•	•	•	•	•	•
PINNACLE		•	•	•	•	•	•	•	•	•	•	•	•	•	•	•	•	•	•	•	•	•	•	•	•	•	•	•	•	•	•	•	•	•	•	•	•	•	•	•
PIXIE PERFECT (P)	•	•	•	•	•	•	•	•	•	•	•	•	•	•	•	•	•	•	•	•	•	•	•	•	•	•	•	•	•	•	•	•	•	•	•	•	•	•	•	•

LUMINOUS COLORS



	GL1-2 Double Espresso	GL8-10 Dark Chestnut	GL11-25 Honey Pecan	GL15-26 Buttered Toast	GL23-101 Sunkissed Beige	GL30-32 Dark Copper	GL51-56 Sugared Pewter	GL2-6 Black Coffee	GL8-29 Hazelnut	GL12-14 Mocha	GL14-22 Sandy Blonde	GL27-22 Caramel	GL33-130 Sangria	GL56-60 Sugared Silver	GL4-8 Dark Chocolate	GL10-12 Sunlit Chestnut	GL12-16 Golden Walnut	GL18-23 Toasted Pecan	GL27-29 Chocolate Caramel	GL38-48 Sugared Smoke	GL60-101 Silvery Moon	GL6-30 Mahogany	GL10-14 Walnut	GL14-16 Honey Toast	GL16-27 Buttered Biscuit	GL29-31 Rusty Auburn	GL44-51 Sugared Charcoal	GL29-31SS SS Rusty Auburn	GL8-29SS SS Hazelnut	GL11-25SS SS Honey Pecan	GL14-16SS SS Honey Toast	GL16-27SS SS Buttered Biscuit	GL15-26SS SS Buttered Toast	GL14-22SS SS Sandy Blonde	GL613-88SS SS Champagne Blonde	GL23-101SS SS Sunkissed Beige	GL44-66SS SS Sugared Nickel							
PREMIUM		•	•	•	•	•		•	•	•	•	•	•		•	•	•	•	•			•	•	•	•	•																		
PREMIUM LUXURY		•	•	•	•	•		•	•	•	•	•	•		•	•	•	•	•	•			•	•	•	•	•																	
RADIANT BEAUTY		•	•	•	•	•		•	•	•	•	•	•		•	•	•	•	•	•			•	•	•	•	•																	
RUNWAY WAVES (A, L)	•	•	•	•	•	•		•	•	•	•	•	•		•	•	•	•	•	•			•	•	•	•	•																	
SERVING STYLE	•	•	•	•	•	•		•	•	•	•	•	•		•	•	•	•	•	•			•	•	•	•	•																	
SHAPE UP	•	•	•	•	•	•	•	•	•	•	•	•	•	•	•	•	•	•	•	•	•	•	•	•	•	•	•	•	•	•	•	•	•	•	•	•	•	•	•	•	•			
SHEER ELEGANCE	•	•	•	•	•	•	•	•	•	•	•	•	•	•	•	•	•	•	•	•	•	•	•	•	•	•	•	•	•	•	•	•	•	•	•	•	•	•	•	•	•			
SIMPLY CLASSIC	•	•	•	•	•	•	•	•	•	•	•	•	•	•	•	•	•	•	•	•	•	•	•	•	•	•	•	•	•	•	•	•	•	•	•	•	•	•	•	•	•			
SIMPLY FLAWLESS (PA)	•	•	•	•	•	•		•	•	•	•	•	•		•	•	•	•	•	•			•	•	•	•	•																	
SOCIALITE	•	•	•	•	•	•		•	•	•	•	•	•		•	•	•	•	•	•			•	•	•	•	•																	
SOFT AND SUBTLE (PA, AL)	•	•	•	•	•	•	•	•	•	•	•	•	•	•	•	•	•	•	•	•	•	•	•	•	•	•	•	•	•	•	•	•	•	•	•	•	•	•	•	•	•	•		
SOFT ROMANCE	•	•	•	•	•	•	•	•	•	•	•	•	•	•	•	•	•	•	•	•	•	•	•	•	•	•	•	•	•	•	•	•	•	•	•	•	•	•	•	•	•	•		
SPRING ROMANCE	•	•	•	•	•	•	•	•	•	•	•	•	•	•	•	•	•	•	•	•	•	•	•	•	•	•	•	•	•	•	•	•	•	•	•	•	•	•	•	•	•	•		
STEPPING OUT (A, L)	•	•	•	•	•	•		•	•	•	•	•	•	•	•	•	•	•	•	•	•	•	•	•	•	•	•	•	•	•	•	•	•	•	•	•	•	•	•	•	•	•	•	
SWEET ESCAPE	•	•	•	•	•	•		•	•	•	•	•	•		•	•	•	•	•	•			•	•	•	•	•	•	•	•	•	•	•	•	•	•	•	•	•	•	•	•		
SWEET TALK (A, L)	•	•	•	•	•	•	•	•	•	•	•	•	•	•	•	•	•	•	•	•	•	•	•	•	•	•	•	•	•	•	•	•	•	•	•	•	•	•	•	•	•	•	•	
SWEET TALK LUXURY	•	•	•	•	•	•	•	•	•	•	•	•	•	•	•	•	•	•	•	•	•	•	•	•	•	•	•	•	•	•	•	•	•	•	•	•	•	•	•	•	•	•	•	
TIMELESS BEAUTY	•	•	•	•	•	•	•	•	•	•	•	•	•	•	•	•	•	•	•	•	•	•	•	•	•	•	•	•	•	•	•	•	•	•	•	•	•	•	•	•	•	•	•	
TOP PERFECT (topper)	•	•	•	•	•	•	•	•	•	•	•	•	•	•	•	•	•	•	•	•	•	•	•	•	•	•	•	•	•	•	•	•	•	•	•	•	•	•	•	•	•	•	•	
TOP TIER (topper)	•	•	•	•	•	•		•	•	•	•	•	•		•	•	•	•	•	•	•	•	•	•	•	•	•	•	•	•	•	•	•	•	•	•	•	•	•	•	•	•		
TRENDING TRESSES	•	•	•	•	•	•		•	•	•	•	•	•		•	•	•	•	•	•	•	•	•	•	•	•	•	•	•	•	•	•	•	•	•	•	•	•	•	•	•	•	•	
TRUE DEMURE	•	•	•	•	•	•	•	•	•	•	•	•	•	•	•	•	•	•	•	•	•	•	•	•	•	•	•	•	•	•	•	•	•	•	•	•	•	•	•	•	•	•	•	
TWIRL AND CURL	•	•	•	•	•	•	•	•	•	•	•	•	•	•	•	•	•	•	•	•	•	•	•	•	•	•	•	•	•	•	•	•	•	•	•	•	•	•	•	•	•	•	•	•
UNDER COVER HALO	•	•	•	•	•	•		•	•	•	•	•	•		•	•	•	•	•	•	•	•	•	•	•	•	•	•	•	•	•	•	•	•	•	•	•	•	•	•	•	•	•	•
UNSPOKEN	•	•	•	•	•	•	•	•	•	•	•	•	•	•	•	•	•	•	•	•	•	•	•	•	•	•	•	•	•	•	•	•	•	•	•	•	•	•	•	•	•	•	•	•
UPPER CUT	•	•	•	•	•	•	•	•	•	•	•	•	•	•	•	•	•	•	•	•	•	•	•	•	•	•	•	•	•	•	•	•	•	•	•	•	•	•	•	•	•	•	•	•

Colors indicated may not be available for all sizes of a listed style. Please refer to the product page for specific details.

All Gabor Designer Series wigs are made with Tru2Life[®] synthetic fiber to look and feel like real hair. The texture is light, soft and lustrous without being shiny, plus it's heat-friendly! Straight styles can be curled and curly styles can be straightened using your flat iron, curling iron or blow dryer.



GF1-2
Double Espresso



GF6-8
Dark Chocolate



GF6-30
Mahogany



GF14-88
Golden Wheat



GF16-22
Iced Sweet Cream




GF19-23
Biscuit



GF29-25
Golden Russet



GF31-29
Fiery Copper




GF56-1001
Arctic White



GF56-60
Silver



GF119
Silver & Smoke




GF511
Sugar & Charcoal

SHADOW SHADES


"SS" indicates a color has Shadow Shades[®] with a darker color depth at the root.



GF4-10SS
SS Iced Java



GF8-12SS
SS Iced Mocha




GF8-29SS
SS Hazelnut



GF9-24SS
SS Iced Café Latte




GF10-22SS
SS Iced Cappuccino




GF11-25SS
SS Honey Pecan



GF12-22SS
SS Cappuccino




GF132SS
SS Sangria



GF14-22SS
SS Wheat




GF17-23SS
SS Iced Latte Macchiato



GF19-23SS
SS Biscuit



GF29-33SS
SS Iced Pumpkin Spice



GF44-60SS
SS Sugared Licorice



GABOR®

PLUS COLORS

Wig styles made with Gabor Plus shades have face-framing highlights and lowlights in the front that gradually progress to deeper and richer hues at the nape. Choose from 26 salon-inspired colors.



G2+
Licorice Mist



G12+
Pecan Mist



G17+
Vanilla Mist



G630+
Chocolate Copper Mist



G58+
Sugared Almond




G4+
Dark Chocolate Mist



G811+
Mahogany Mist



G19+
Praline Mist



G31+
Mango Mist



G60+
Burnished Snow




G6+
Coffee Mist



G13+
Cappuccino Mist



G20+
Wheat Mist



G829+
Dark Cinnamon Mist




G101+
Platinum Mist



G8+
Chestnut Mist



G14+
Almond Mist



G27+
Ginger Mist



G38+
Sugared Walnut




305C
Sugared Smoke




G10+
Nutmeg Mist




G15+
Buttered Toast Mist



G29+
Cayenne Mist



G48+
Sugared Pecan




511C
Sugared Charcoal



G11+
Mocha Mist



G16+
Honey Mist



G30+
Paprika Mist



G56+
Sugared Silver

KANEKALON
flexlite
MODACRYLIC

A lightweight, fine, 24-denier fiber, Kanekalon FlexLite® eliminates weight and volume without sacrificing coverage.

Pictured colors may vary slightly from the actual color.

This collection of multi-dimensional shades is created by hand blending tone-on-tone hues to create 37 brilliant colors that are a perfect balance of subtle depth and natural-looking highlights.



GL1-2 Double Espresso GL8-10 Dark Chestnut GL11-25 Honey Pecan GL15-26 Buttered Toast GL23-101 Sunkissed Beige GL30-32 Dark Copper GL51-56 Sugared Pewter



GL2-6 Black Coffee GL8-29 Hazelnut GL12-14 Mocha GL14-22 Sandy Blonde GL27-22 Caramel GL33-130 Sangria GL56-60 Sugared Silver



GL4-8 Dark Chocolate GL10-12 Sunlit Chestnut GL12-16 Golden Walnut GL18-23 Toasted Pecan GL27-29 Chocolate Caramel GL38-48 Sugared Smoke GL60-101 Silvery Moon



GL6-30 Mahogany GL10-14 Walnut GL14-16 Honey Toast GL16-27 Buttered Biscuit GL29-31 Rusty Auburn GL44-51 Sugared Charcoal

SOFT SHADES™

A subtle progression of dimensional color that is darkest at the root, gradually lightens to a mid-tone range and is lightest at the ends.



GL29-31SS SS Rusty Auburn GL8-29SS SS Hazelnut GL11-25SS SS Honey Pecan GL14-16SS SS Honey Toast GL16-27SS SS Buttered Biscuit GL15-26SS SS Buttered Toast GL14-22SS SS Sandy Blonde GL613-88SS SS Champagne Blonde GL23-101SS SS Sunkissed Beige GL44-66SS SS Sugared Nickel

GABOR® ESSENTIALS™ COLORS

All Gabor Essentials styles are made with HairUWear's exclusive Kanekalon® Excele™ fiber. This soft, natural-looking, 100% polyester fiber can be heat-styled to achieve just the look you want.



Black



Dark Brown



Medium Brown



Light Brown



Brown/Blonde



Dark Blonde



Medium Blonde



Light Blonde



Light Red




Medium Red



Brown Grey



Light Grey



SS Medium Blonde



SS Light Blonde



Pictured colors may vary slightly from the actual color.

GABOR®

New - Trend Alert Shown in GF19-23SS (page 5-6)

HAIRUWEAR.COM/GABOR
888-655-8900

HAIRUWEAR®
CHANGES EVERYTHING