

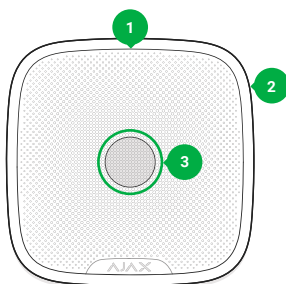
Outdoor siren
Model Name: **Ajax StreetSiren**

Wireless outdoor alarm siren with strobe light

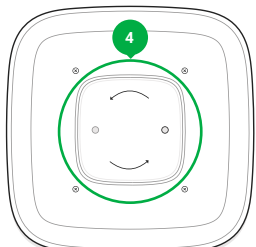
StreetSiren is a wireless street siren with the sound volume up to 113 dB. StreetSiren is connected to the Ajax security system via the protected Jeweller protocol, with an effective communication range of up to 1,500 meters without obstacles. It is furnished with bright LEDs, and can operate from a power unit or up to 5 years from batteries.

IMPORTANT: This Quick Start Guide contains general information about the StreetSiren. Before using the device, we recommend to reviewing the User Manual on the website: ajax.systems/support/devices/streetsiren

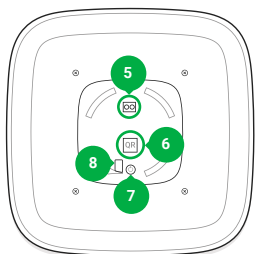
FUNCTIONAL ELEMENTS



- 1 - LED frame.
- 2 - Light indicator.
- 3 - Siren buzzer under the metal net.



- 4 - SmartBracket attachment panel.



- 5 - External power supply connection terminals.
- 6 - QR code.
- 7 - On/off button.
- 8 - Place of fixing the SmartBracket panel with a screw.

To switch on the siren, press and hold the on/off button for 3 seconds. The siren is switched off in the same manner. If the siren is not linked to the hub, it will automatically power down 6 seconds after activation.

CONNECTING AND SETTING UP

The siren is connected to the hub and set up via the Ajax Security system mobile application. To establish connection please locate the device and the hub within the communication range and follow the device adding procedure.

Before using the siren, set up the buzzer sound volume (from 85 to 113 dB at the distance of 1 m) and duration of the alarm (from 3 to 180 seconds per each actuation event) in the settings. You may also activate indication while arming or disarming the system, the siren LED will blink, if the security system is active.

LOCATION SELECTION

When selecting a StreetSiren installation location, take into account the device remoteness from the hub and presence of any objects hindering the sound and radio signal transmission.

Do not install the siren:

1. In places where sound signal will be attenuated.
2. Nearby any metal objects and mirrors causing radio signal attenuation or screening it.

Prior to the attachment of the device to a surface with screws, please perform signal strength test in the Ajax Security System application for at least a minute. This will demonstrate communication quality between the siren and the hub and ensures proper installation place selection.

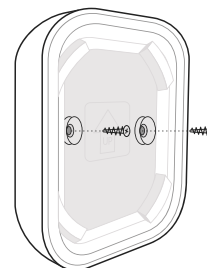
Status indicator	Signal level
Lights with interruptions once every 1.5 seconds	Excellent signal level
Blinks 5 times per second	Good signal level
Blinks 2 times per second	Poor signal level
Lights up for a short time once every 1.5 seconds	No signal

The siren body has the dust/moisture protection class IP54 - the device may be placed outdoors. Recommended installation height - 2.5 meters and more.

MOUNTING THE DEVICE

The siren can operate from batteries or an external power source (12V, you should drill a hole for wires in the SmartBracket panel).

1. Fix the SmartBracket panel with screws or any other no less reliable attachment hardware.



2. Put the siren on the SmartBracket panel and turn it clockwise, then fix the device with a screw.

When installing and operating the siren, follow the general electrical safety regulations for using electrical appliances, as well as the requirements of regulatory legal acts on electrical safety. It is strictly prohibited to disassemble the device under voltage and use it with the damaged power cord!

IMPORTANT INFORMATION

This product can be used across all EU member states.

This device in compliance with the essential requirements and other relevant provisions of Directive 2014/53/EU. All essential radio test suites have been carried out.

CE CAUTION: RISK OF EXPLOSION IF BATTERY IS REPLACED BY AN INCORRECT TYPE. DISPOSE OF USED BATTERIES ACCORDING TO THE INSTRUCTIONS

WARRANTY

Warranty for Ajax devices is valid for two years after the purchase date and does not apply to the supplied battery. If the device does not work correctly, you should first contact the support service—in half of the cases, technical issues can be solved remotely!

The full text of the warranty is available on the website:

ajax.systems/warranty

User Agreement:

ajax.systems/end-user-agreement

Technical support:

support@ajax.systems

TECH SPECS

Type of notification	Sound and light (LEDs)
Sound notification volume	85 dB to 113 dB at a distance of 1 m (adjustable)
Operating frequency of the piezo annunciator	3.4±0.5 kHz
Protection against dismantling	Accelerometer
Frequency band	868.0-868.6 MHz
Effective radiated power	8.63 dBm / 7.29 mW (limit 25 mW)
Modulation	GFSK
Radio signal	Up to 1,500 m (any obstacles absent)
Power supply	4 x CR123A, 3 V
Battery life	Up to 5 years
External supply voltage	12 V DC
Maximum current consumption, if the siren operates from external power	1.5 A
Body protection level	IP54
Operating temperature range	From -25°C to +60°C
Operating humidity	Up to 95%
Overall dimensions	200 x 200 x 51 mm
Weight	502 g

COMPLETE SET

1. StreetSiren.
2. Battery CR123A (pre-installed) - 4 pcs.
3. Installation kit.
4. Quick Start Guide.