

Motion detector
Model Name: **Ajax MotionProtect Plus**

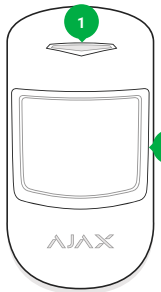
Wireless pet immune motion detector with microwave sensor

MotionProtect Plus is a wireless motion detector equipped with a PIR- and microwave sensor. It can control the area with the radius up to 12 meters and is able to ignore animals. MotionProtect Plus is connected to the Ajax security system via the protected Jeweller protocol, with an effective communication range of up to 1,200 meters without obstacles. The detector can operate up to 5 years from a battery and is designed for use indoors.

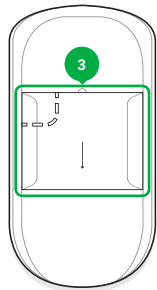
Radio-frequency scanning of the room will only take place once any motion is detected by the detector, to insure against any accidental actuations. When the detector is in the standby mode, the microwave sensor is not active.

IMPORTANT: This Quick Start Guide contains general information about the MotionProtect Plus. Before using the device, we recommend reviewing the User Manual on the website: ajax.systems/support/devices/motionprotect-plus

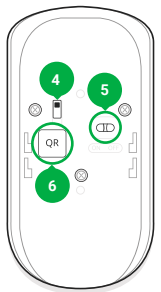
FUNCTIONAL ELEMENTS



1 - Light indicator.
2 - Motion detector lens.



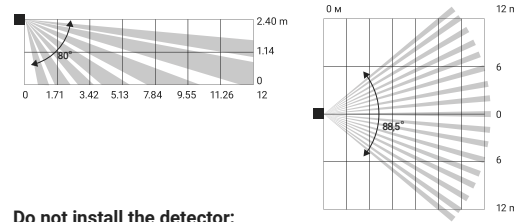
3 - SmartBracket attachment panel (perforated part is required for actuating the tamper in case of any attempt to tear off the detector from the surface).



4 - Tamper button.
5 - Device switch.
6 - QR code.

LOCATION SELECTION

When selecting the MotionProtect Plus installation location, take into account the lens direction and presence of any obstacles impairing the view and radio signal transmission.



Do not install the detector:

1. Outside the premises (outdoors).
2. Nearby any metal objects and mirrors causing radio signal attenuation or screening it.
3. Within any premises with the temperature and humidity beyond the range of permissible limits.

Prior to the attachment of the detector to a surface with screws, please perform signal strength test as well as detection area test in the Ajax Security System application for at least a minute. This will demonstrate communication quality between the detector and the hub and ensures proper installation place selection.

Status indicator	Signal level
Lights with interruptions once every 1.5 seconds	Excellent signal level
Blinks 5 times per second	Good signal level
Blinks 2 times per second	Poor signal level
Lights up for a short time once every 1.5 seconds	No signal

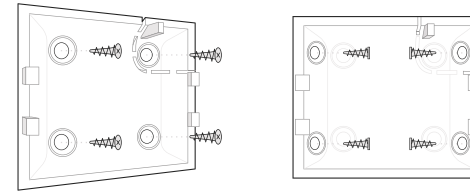
The MotionProtect Plus detector should be attached to a vertical surface. Recommended installation height - 2.4 m. If the height and slope angle are different, the motion detection area will change and the animal ignoring function could be impaired.

COMPLETE SET

1. MotionProtect Plus.
2. Battery CR123A (pre-installed).
3. Installation kit.
4. Quick Start Guide.

MOUNTING THE DEVICE

1. Attach the SmartBracket panel to the surface at least in two fixing points (one above the tamper) using bundled screws or other no less reliable attachment hardware.



Attaching on a flat surface

Attaching in a corner

2. Put the detector on the panel - single blink of the light indicator will confirm that the tamper has been actuated.

CONNECTING AND SETTING UP

The detector is connected to the hub and set up via the Ajax Security system mobile application. To establish connection please locate the detector and the hub within the communication range and follow the device adding procedure.

To connect the detector to a third party security central unit using the Ajax uartBridge or Ajax ocBridge Plus integration module, follow the recommendations in the user manual of the respective device.

Before using the detector, set up the suitable sensitivity level of the sensor in the MotionProtect Plus settings:

Sensitivity level	
High	For premises with a minimum amount of interference, very fast movement detection
Medium	For premises with a number of probable interferences (windows, radiators, air conditioner, etc.)
Low	Does not respond to animals with the weight below 20 kg and height up to 50 cm

If the detector is located in a room requiring 24-hour control, activate the "Always active" mode - MotionProtect Plus will respond to any motion, even if the system is not in the armed mode.

IMPORTANT INFORMATION

This product can be used across all EU member states.

This device in compliance with the essential requirements and other relevant provisions of Directive 2014/53/EU. All essential radio test suites have been carried out.

CAUTION: RISK OF EXPLOSION IF BATTERY IS REPLACED BY AN INCORRECT TYPE. DISPOSE OF USED BATTERIES ACCORDING TO THE INSTRUCTIONS

TECH SPECS

Sensitive element	PIR- sensor and microwave sensor (24 GHz)
Motion detection distance	Up to 12 m
Motion detector viewing angles (H/V)	88.5°/80°
Animal ignoring option	Weight up to 20 kg, height up to 50 cm
Anti-tamper switch	Yes
Frequency band	868.0-868.6 MHz
Effective radiated power	8.57 dBm / 7,20 mW (limit 25 mW)
Modulation	GFSK
Radio signal	Up to 1,200 m (any obstacles absent)
Power supply	1 battery CR123A, 3 V
Battery life	Up to 5 years
Operating temperature range	From 0°C to +50°C
Operating humidity	Up to 80%
Overall dimensions	110 x 65 x 50 mm
Weight	96 g

WARRANTY

Warranty for Ajax devices is valid for two years after the purchase date and does not apply to the supplied battery. If the device does not work correctly, you should first contact the support service—in half of the cases, technical issues can be solved remotely!

The full text of the warranty is available on the website: ajax.systems/warranty

User Agreement: ajax.systems/end-user-agreement

Technical support: support@ajax.systems