



FS Performance Engineering

Ford Focus ST (2011-2018) Rear Diffuser V2/V3 Installation Instructions

Tools Needed:

- 10mm wrench
- 10mm socket / ratchet wrench
- 1/4" drill bit
- Drill
- Masking tape (optional, use if you have a black car)
- T30 screwdriver
- 5/32" or 4mm allen wrench
- 7/16" wrench
- Flat head screwdriver/needle nose pliers
- Sharpie / marker

Included in Kit:


- (1) 3 Piece Diffuser

- (10) M6-1.0 x 20mm hex flange bolts
- (10) 1/4" ID, 1" OD fender washers
- (10) 1/4" ID small washers
- (10) M6-1.0 Nyloc nuts
- (2) M6-1.0 whiznuts

- (4) 1/4"-20 x 3/4" SS countersunk bolts
- (4) 1/4" black countersunk washers
- (4) 1/4"-20 Zinc Nyloc Nuts

Steps:

- 1.) Raise the rear of the car and secure with jack stands.
- 2.) Assemble your diffuser with the countersunk bolts and countersunk washers and 1/4" nyloc nuts like shown. Securely tighten.




- 3.) Remove the two screws with your T30 screwdriver found [here](#).



- 4.) Then remove the speed nuts above with your flat head screwdriver or needle nose pliers.



5.) Install your diffuser into these holes. For now use the M6-1.0 x 20mm bolts and whiznuts. Whiznuts are used to help with a quicker installation.





6.) If you have a black car, place masking tape onto the bumper where the holes are located on the diffuser. If not, position the diffuser so it sits flush with the rear bumper on the left and right sides. Then mark through the holes with your sharpie.






7.) Once all holes have been marked, remove the diffuser. Then drill through each of the holes with your ¼” drill bit.





8.) Once all holes are drilled, install your diffuser. Use M6-1.0 x 20mm bolts pointing upward with 1" OD fender washers under the head, and 1/4" small washers + nyloc nuts on top. No need for the whiznuts. Securely tighten.





9.) You are done!!! Enjoy your new FS Performance Engineering aero! Be sure to use #FSPerformanceEngineering in the online world.



For questions email costas@fspeinc.com or jim@fspeinc.com
Or call/text us at (661) 809-0954