

Conext™ XW+ hybrid inverter/charger

One solution for global power needs

Conext XW+ is an adaptable single-phase and three-phase inverter/charger system with grid-tie functionality and dual AC power inputs. Solar charge controllers, monitoring, and automated generator control modules enable further adaptability. From a single Conext XW+ unit to clusters up to 76.5 kW, the Conext XW+ is a scalable system that allows for the integration of solar capacity as required. It is a reliable and robust solution for off-grid solar, backup and self-consumption applications.

Why choose Conext XW+ ?



Higher return on investment

- Excellent load starting with high 30-minute and 60-second power
- Performs in hot environments up to 70°C
- Intelligent functionality enables solar prioritization, load shifting, peak shaving, and assists small generators with heavy loads
- Backup power with grid-tie functionality converts external DC power to AC power for export to the utility grid



Designed for reliability

- Extensive quality and reliability testing
- Highly Accelerated Life Testing (HALT)
- Globally proven and recognized field performance



Flexible

- Single or three phase off-grid systems from 7.0 kW to 76.5 kW
- Supports DC coupled and AC coupled off-grid and grid-tie architectures
- Supports charging of Lithium Ion battery packs



Easy to service

- Field serviceable with replacement boards and spare parts
- Monitor, troubleshoot or upgrade firmware with Conext ComBox

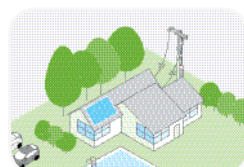


Easy to install

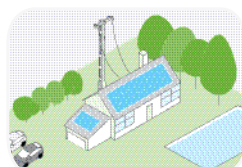
- System configures quickly into compact wall-mounted system
- Integrates both grid and generator power with dual AC inputs
- Balance-of-system components integrates battery bank, solar charge controllers and generators
- Commission the entire system with PC software tool or Conext ComBox



Product applications



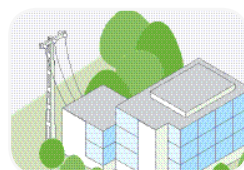
Residential grid-tie solar with backup power



Self-consumption



Off-grid solar



Backup power



Community electrification

Device short name	Conext XW+ 7048 E	Conext XW+ 8548 E
Inverter AC output (stand-alone)		
Output power (continuous) at 25°C	5000 W	6800 W
Overload 30 min / 60 sec at 25°C	7000 W / 9500 W	8500 / 12000 W
Output power (continuous) at 40°C	4500 W	6000 W
Maximum output current 60 seconds (rms)	40 A	53 A
Output frequency (selectable)	50 / 60 Hz	50 / 60 Hz
Output voltage	230 Vac	230 Vac
Total harmonic distortion (THD) at rated power	< 5%	< 5%
Idle consumption search mode	< 7 W	< 7 W
Input DC voltage range	40 to 64 V (48 V Nominal)	40 to 64 V (48 V Nominal)
Maximum input DC current	150 A	180 A
Charger DC output		
Maximum output charge current	90 A	140 A
Maximum AC input current	20 A	29.6 A
Output charge voltage range	40 - 64 V (48 V Nominal)	40 - 64 V (48 V Nominal)
Charge control	Three stage, two stage, boost, custom	Three stage, two stage, boost, custom
Charge temperature compensation	Battery temperature sensor included	Battery temperature sensor included
Power factor corrected charging	0.98	0.98
Compatible battery types	Flooded (default), Gel, AGM, LiON, custom*	Flooded (default), Gel, AGM, LiON, custom*
Battery bank range (scaled to PV array size)	440 to 10000 Ah	440 to 10000 Ah
AC input		
AC 1 (grid) input current (selectable limit)	3 - 60 A (20 A default)	3 - 60 A (20 A default)
AC 2 (generator) input current (selectable limit)	3 - 60 A (56 A default)	3 - 60 A (56 A default)
Automatic transfer relay rating / typical transfer time	60 A / 8 ms	60 A / 8 ms
AC input voltage nominal	230 / 240 V	230 / 240 V
AC input frequency range (bypass/charge mode)	45–55 Hz (default) 40–68 Hz (allowable)	45–55 Hz (default) 40–68 Hz (allowable)
AC grid-tie output (sell mode)		
Grid sell on AC1 (max)	4.5 kVA	6.0 kVA (private grid)
Grid sell current range on AC1 (selectable range)	0 to 20 A	0 to 27 A
Grid sell voltage range on AC1	205 to 262 Vrms (auto adjust entering sell mode)	205 to 262 Vrms (auto adjust entering sell mode)
Grid sell frequency range on AC1	48 to 51 Hz (auto adjust entering sell mode)	48 to 51 Hz (auto adjust entering sell mode)
Efficiency		
Peak	95.8%	95.8%
General specifications		
	Conext XW+ 7048	Conext XW+ 8548
Part number	865-7048-61*	865-8548-61
Application	On-grid and off-grid	Off-grid
Product / shipping weight	53.5 kg / 75.0 kg	55.2 kg / 76.7 kg
Product dimensions (H x W x D)	580 x 410 x 230 mm	580 x 410 x 230 mm
Shipping dimensions (H x W x D)	711 x 572 x 394 mm	711 x 572 x 394 mm
IP degree of protection	IP20	IP20
Operating air temperature range	-25°C to 70°C power derated above 25°C	-25°C to 70°C power derated above 25°C
Warranty	5 years	5 years
Features		
Demand response mode	DRM0 capable	NO
System monitoring and network communications	Available	Available
Intelligent features	Grid sell, peak load shave, generator support, prioritized consumption of battery or external DC energy	Grid sell (private grid), peak load shave, generator support, prioritized consumption of battery or external DC energy
Auxiliary port	0 to 12 V, max.250 mA DC output selectable triggers	0 to 12 V, max.250 mA DC output, selectable triggers
Off-grid AC coupling	Frequency control	Frequency control
Regulatory approval		
CE marked according to the following EU directives and standards:		
RCM marked and compliant	AS 4777.2 : 2015, CEC Listed, EN61000-6-1, EN61000-6-3, EN61000-3-2, IEC62109-1, IEC62109-2	AS 4777.2:2005, AS4777.3:2005 CEC Listed, EN61000-6-1, EN61000-6-3, EN61000-3-2, IEC62109-1, IEC62109-2
Compatible products		
Conext Response	865-1170	865-1170
Conext XW+ Conduit Box	865-1025-01	865-1025-01
Conext System Control Panel	865-1050-01	865-1050-01
Conext Automatic Generator Start	865-1060-01	865-1060-01
Conext MPPT 60 150	865-1030-1	865-1030-1
Conext MPPT 80 600	865-1032	865-1032
Conext ComBox	865-1058	865-1058
Conext Battery Monitor	865-1080-01	865-1080-01
Conext Battery Fuse Combiner Box	865-1031-01	865-1031-01
Conext Portable Installation and Configuration Tool	865-1155-01	865-1155-01

Specifications are subject to change without notice. *Firmware Version 2.04 is required for AS4777.2 (check for latest updates at www.solar.schneider-electric.com/product/conext-xw-hybrid-inverter)
© 2016 Schneider Electric. All Rights Reserved. All trademarks are owned by Schneider Electric Industries SAS or its affiliated companies.