



Wood Fire



HOT WATER
& HEATING

By PAUL AGNEW | DESIGNS®

P 02 9524 1856

| sales@hwhs.com.au

| www.hwhs.com.au



HOT WATER
& HEATING

By PAUL AGNEW | DESIGNS®



Wood Fire

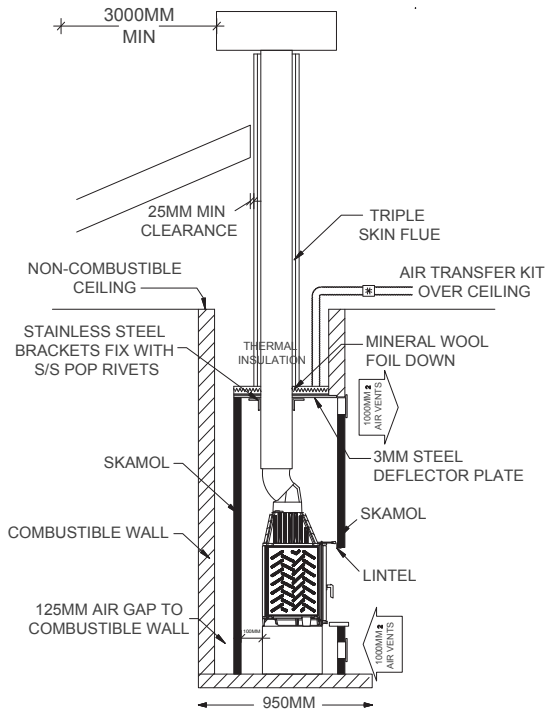
Pyro Series Inbuilt Fires
Skamol Enclosure Specifications

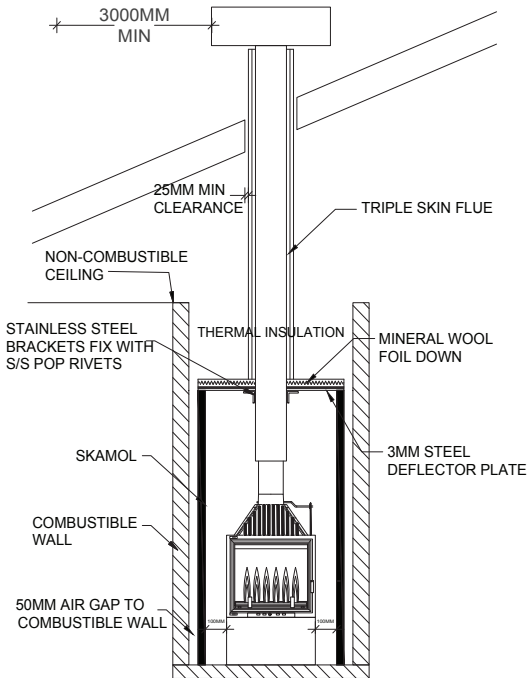
PYRO
INBUILT
SWING
DOOR
SERIES

SIDE VIEW

SKAMOL
FIREPLACE
ENCLOSURE
SPECIFICATIONS
- OPTION 1

PAUL AGNEW
DESIGNS





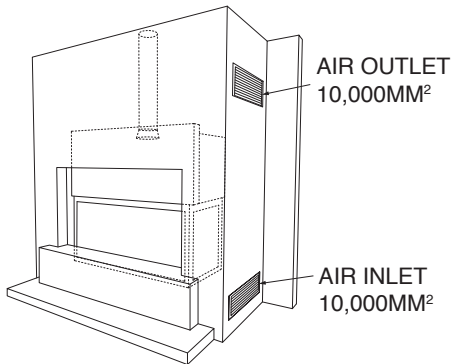
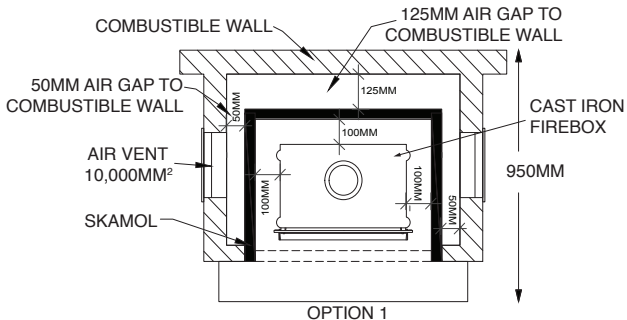
FRONT VIEW

- OPTION 1

PAUL AGNEW
DESIGNS

TOP VIEW & AIR FLOW AREA

TOP VIEW



SIDE AIR INLET & OUTLET ENCLOSURE

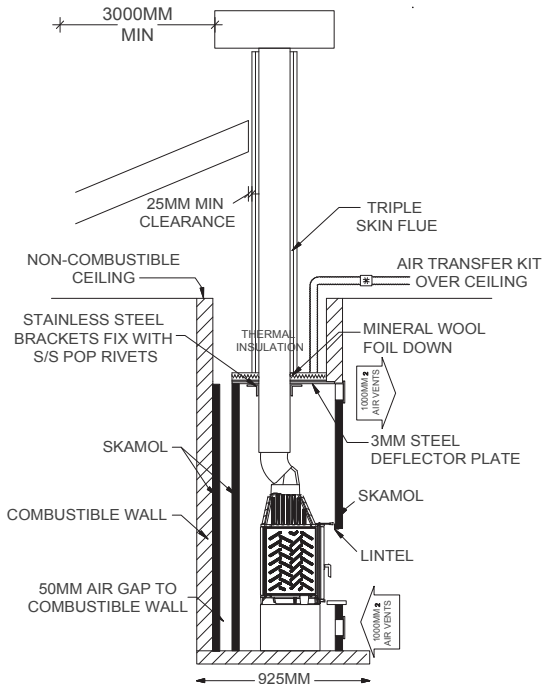
- OPTION 1

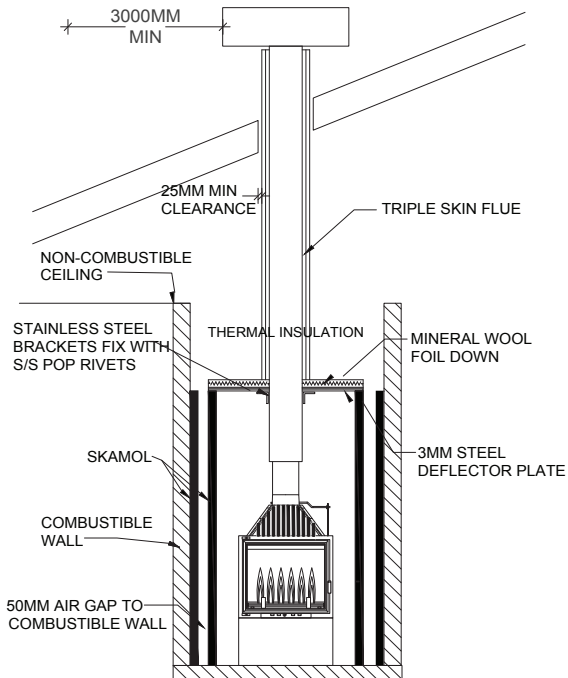
PYRO
INBUILT
SWING
DOOR
SERIES

SIDE VIEW

SKAMOL
FIREPLACE
ENCLOSURE
SPECIFICATIONS
- OPTION 2

PAUL AGNEW
DESIGNS





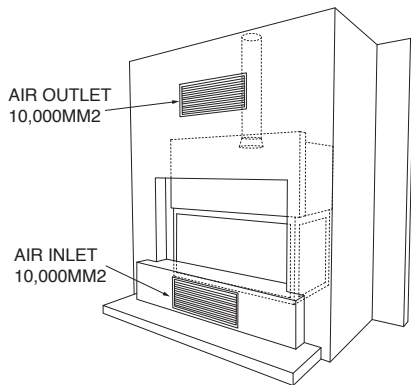
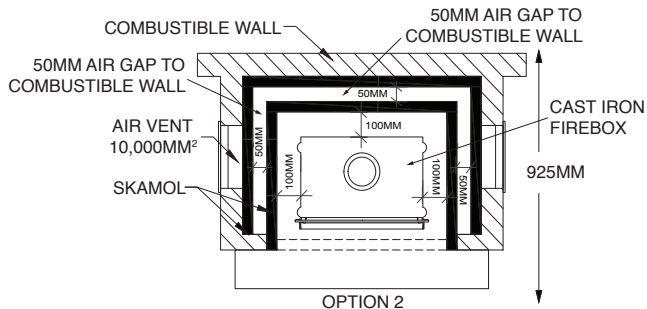
FRONT VIEW

- OPTION 2

PAUL AGNEW
DESIGNS

TOP VIEW & AIR FLOW AREA

TOP VIEW



FRONT AIR INLET & OUTLET ENCLOSURE

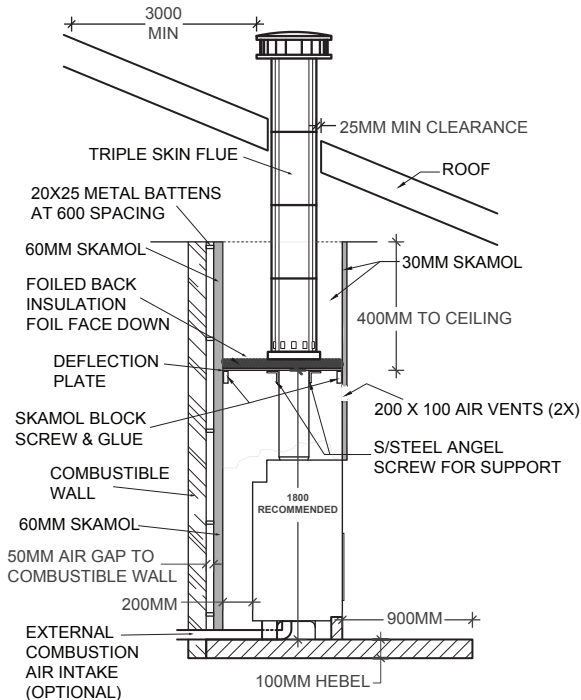
- OPTION 2

PYRO GUILLOTINE SERIES

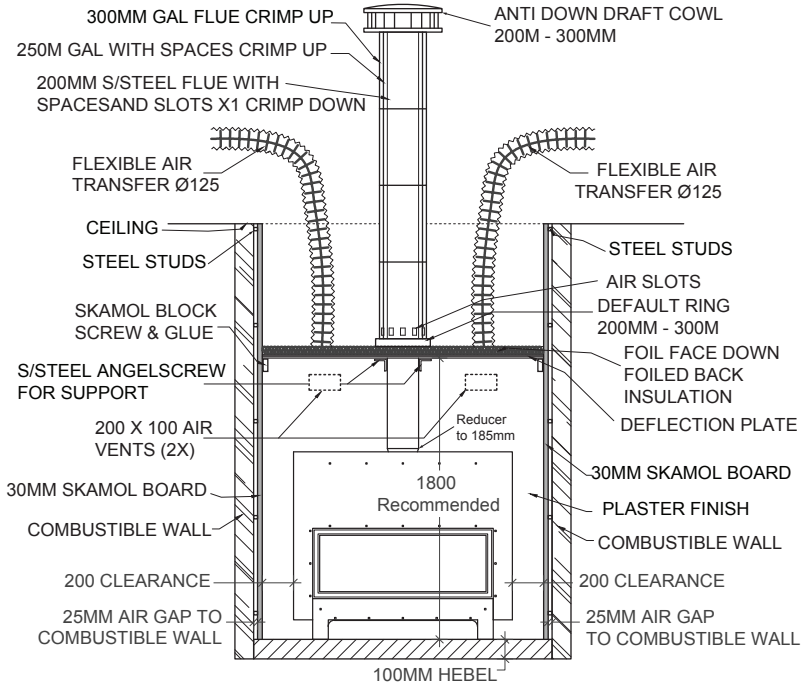
SIDE VIEW

SKAMOL FIREPLACE ENCLOSURE SPECIFICATIONS

PAUL AGNEW
DESIGNS



FRONT VIEW



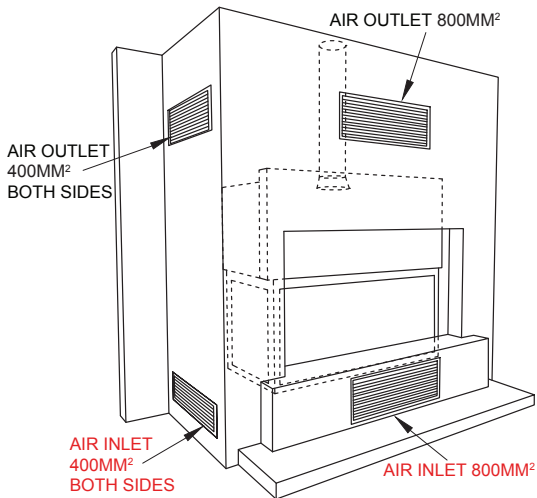
AIR FLOW AREA

AIR GRILLS - MINIMUM AIR FLOW AREA

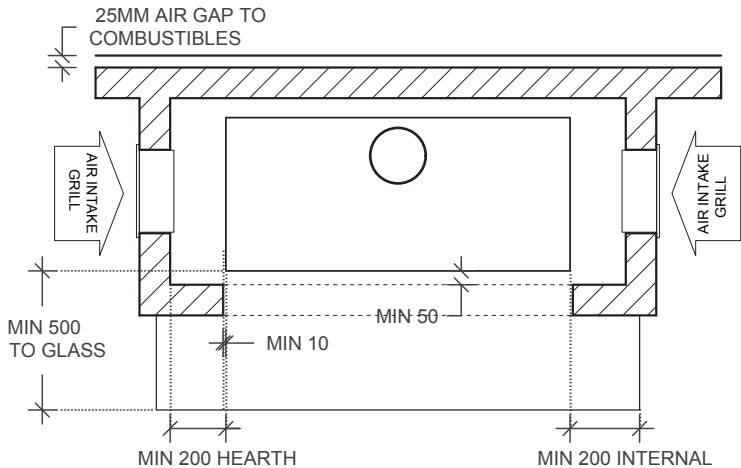
ONE OF THE FOLLOWING OPTIONS:
(**ABOVE & BELOW**)

- 1 X FRONT GRILL 800MM²
- 1 X SIDE GRILL 400MM² ON EACH SIDE

GRILLS ARE REQUIRED **BOTH BELOW THE FIREBOX** WITHIN THE ENCLOSURE TO DRAW AIR IN (INLET) AS WELL AS **ABOVE THE FIREBOX** TO EXPELL HEATED AIR (OUTLET) INTO THE ROOM.



TOP VIEW



TOP VIEW

MINIMUM HEARTH CLEARANCE RATIOS

HEIGHT OF APPLIANCE ABOVE FLOOR	LENGTH OF HEARTH FROM FRONT DOOR
200	700
300	660
400	600
500	520
600	410
700	300

THE INSTALLATION OF A HEARTH IS A MANDATORY REQUIREMENT WITH ALL WOOD FIREPLACES.

THEY MUST BE CONSTRUCTED FROM A NON-COMBUSTIBLE MATERIAL TO ENSURE THE PROTECTION OF TIMBER AND CARPET FLOORS.

HEARTHS ARE MORE OFTEN CONSTRUCTED FROM SLATE, STONE AND TILES, REFLECTING THE OTHER MATERIALS IN THE ROOM, ADDING A SENSE OF AMBIANCE AND GRANDEUR TO YOUR FIREPLACE.

THE SIZE OF THE HEARTH REQUIRED IS DIRECTLY PROPORTIONATE TO THE SIZE OF THE FIREPLACE.