



1



- Familiar and diverse characters
- Engaging storylines and illustrations
- Natural-sounding language structures
- Repetition of sight words
- Comprehension opportunities
- Vocabulary building
- Fluency practice

2

### How to Calculate Decodability



What "Counts" as Decodable?


- Sight words you have taught
- Phonics skills you have previously taught
- Phonics skills you are working on

**CALCULATE**

(# of "decodable words" + sight words) ÷  
total number of words in the text × 100

3




## Ehri's Phases of Reading



Pre-Alphabetic	<ul style="list-style-type: none"> <li>• Little phonological awareness</li> <li>• Little or no letter knowledge</li> </ul>
Partial Alphabetic	<ul style="list-style-type: none"> <li>• Developing phonemic awareness</li> <li>• Emerging knowledge of phoneme-to-grapheme correspondences</li> </ul>
Full Alphabetic	<ul style="list-style-type: none"> <li>• Strong phonemic awareness</li> <li>• Solid understanding of phoneme-to-grapheme correspondences</li> <li>• Developing flexible word-solving skills to decode and encode new words</li> </ul>
Consolidated Alphabetic	<ul style="list-style-type: none"> <li>• Automatically recognizes and utilizes spelling patterns and analogies to quickly decode and encode new words</li> </ul>

4

## Book Pairings





5

## Ready, Set, Go

Focus on phonological awareness  
Build knowledge of letter names/sounds  
Expose simple English sentence structures  
Support oral language & vocabulary  
Develop concepts of print





6

## Ready, Set, Go/On Our Way

Introduce blending and segmenting  
Build phoneme-to-grapheme correspondences  
Expose simple English sentence structures  
Support oral language & expand vocabulary  
Practice correct pronunciation (mouth movements)  
Develop sight word knowledge

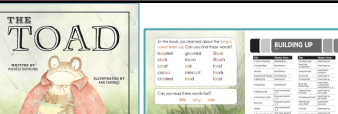







7

## Building Up/Moving On

Strengthen blending and segmenting  
Firm up phoneme-to-grapheme correspondences  
Develop flexibility in word solving  
Increase vocabulary  
Expand sight word knowledge

8



**It's Polar Bear!**

Illustration by: *Michelle M. Smith*

Go to the back, you learned about the polar bear. Can you find them now?


1. counting	2. reading
3. writing	4. listening
5. drawing	6. playing
7. singing	8. talking

**LIFTING OFF**


Activity	Page
Counting	10
Reading	11
Writing	12
Listening	13
Drawing	14
Playing	15
Talking	16

Then one day Mother Polar Bear goes off to hunt for food, and Pearl is left behind.




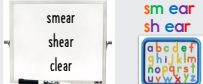
By the end of the day, Mother Polar Bear has not returned. She has stayed all night overnight, and Pearl is lonely. Where is her mother? Has something happened to her? (Is she upset?)







Mother Polar Bear is unhappy. She is not on unclimbing mother to leave her cub alone. Mother Polar Bear knows Pearl is ready to live on her own.






9

Activity	Purpose	Materials
Picture Sorting	Link grapheme(s) to phoneme(s)	
Making Words	Visual scanning/synchrony Blending and segmenting to decode and encode	
Sound Boxes	Phoneme segmentation to encode	
Breaking Words	Identifying common rime to decode unfamiliar words	

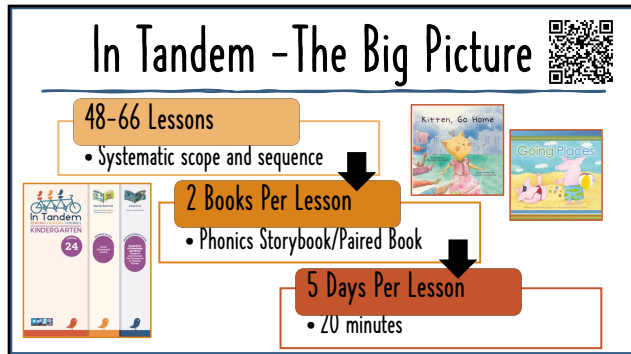
10

Activity	Purpose	Materials
Writing Words	Develops phoneme-grapheme correspondences	
Analogy Charts	Generalize a pattern to decode and encode words	
Breaking Big Words	Identify common rime to decode unfamiliar words	
Make a Big Word	Use syllables to decode and encode unfamiliar words	

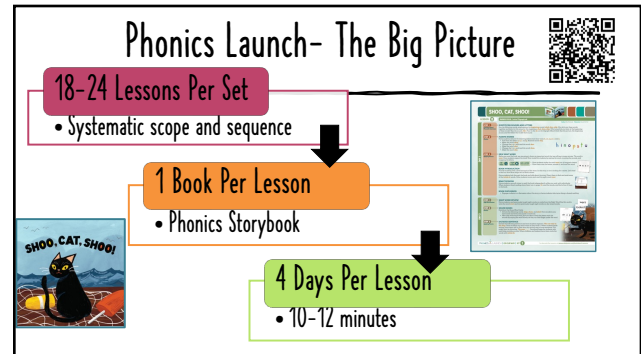
11

Activity	Purpose	Materials
Reading and Writing Words	Visual Scanning & Synchrony	
Advanced Breaking Words	Identify and utilize affixes and word parts common decode unfamiliar words	
Write a Big Word	Use word parts to encode unfamiliar words	

12



13



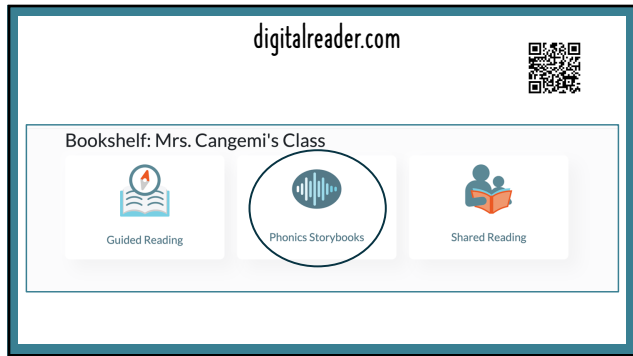
14

What Is the Difference?	
In Tandem	Phonics Launch
<ul style="list-style-type: none"> <li>➤ 20 minutes per day (small group)</li> <li>➤ 5-day plan</li> <li>➤ Paired books (decodable storybooks/leveled books)</li> <li>➤ In-depth book intro (synopsis and orientation)</li> <li>➤ Laser-focused book discussion</li> <li>➤ Robust standard-aligned instructional focus</li> <li>➤ Specific progress monitoring</li> <li>➤ Reading and Writing Activity Book</li> <li>➤ Reading words in isolation (blending lines)</li> </ul>	<ul style="list-style-type: none"> <li>➤ 10-12 minutes per day (whole or small group)</li> <li>➤ 4-day plan</li> <li>➤ Decodable storybooks</li> <li>➤ Synopsis</li> <li>➤ Generic book discussion</li> <li>➤ Standard aligned instruction</li> <li>➤ Generic progress monitoring</li> <li>➤ No Reading and Writing Activity Book</li> </ul>

15

What Is the Same	
In Tandem and Phonics Launch	
<ul style="list-style-type: none"> <li>➤ Lessons and decodable storybooks follow phonics scope and sequence</li> <li>➤ Books available in print and on the Digital Reader</li> <li>➤ Daily phonemic awareness and phonics instruction</li> <li>➤ Sight word instruction</li> <li>➤ Immediate transfer to print</li> <li>➤ Students love the books and make accelerated growth!</li> <li>➤ Teachers love the ease of the lesson plans!</li> </ul>	

16



17