

CAT IN A BOX



Written by Michèle Dufresne

Cat in a Box

Written by Michèle Dufresne

Copyright © 2025 by Michèle Dufresne

All rights reserved. No part of this publication may be reproduced, stored in a retrieval system, or transmitted, in any form or by any means, electronic, mechanical, photocopying, recording, or otherwise, without the prior written permission of the publisher.

Instructions for Printing

1. Open the PDF

Open your PDF file using Adobe Acrobat Reader or another PDF viewer.

2. Click “File” > “Print”

This opens the print settings window.

3. Choose “Booklet”

In the print window, look for a setting called “**Booklet**” or “**Booklet Printing**”. (In Adobe, it’s under “**Page Sizing & Handling**.”)

4. Select Booklet Options

- **Booklet subset:** Choose “**Both sides**” or “**Front side only**” if you plan to flip and print the back manually.
- **Binding:** Choose “**Left**.”


5. Check Printer Settings

Make sure your printer is set to print **double-sided (duplex)** if that’s supported.

6. Click Print

Print your pages, then fold and staple in the center.

CAT IN A BOX



PIONEER VALLEY EDUCATIONAL PRESS, INC.

Look!

I see a cat.



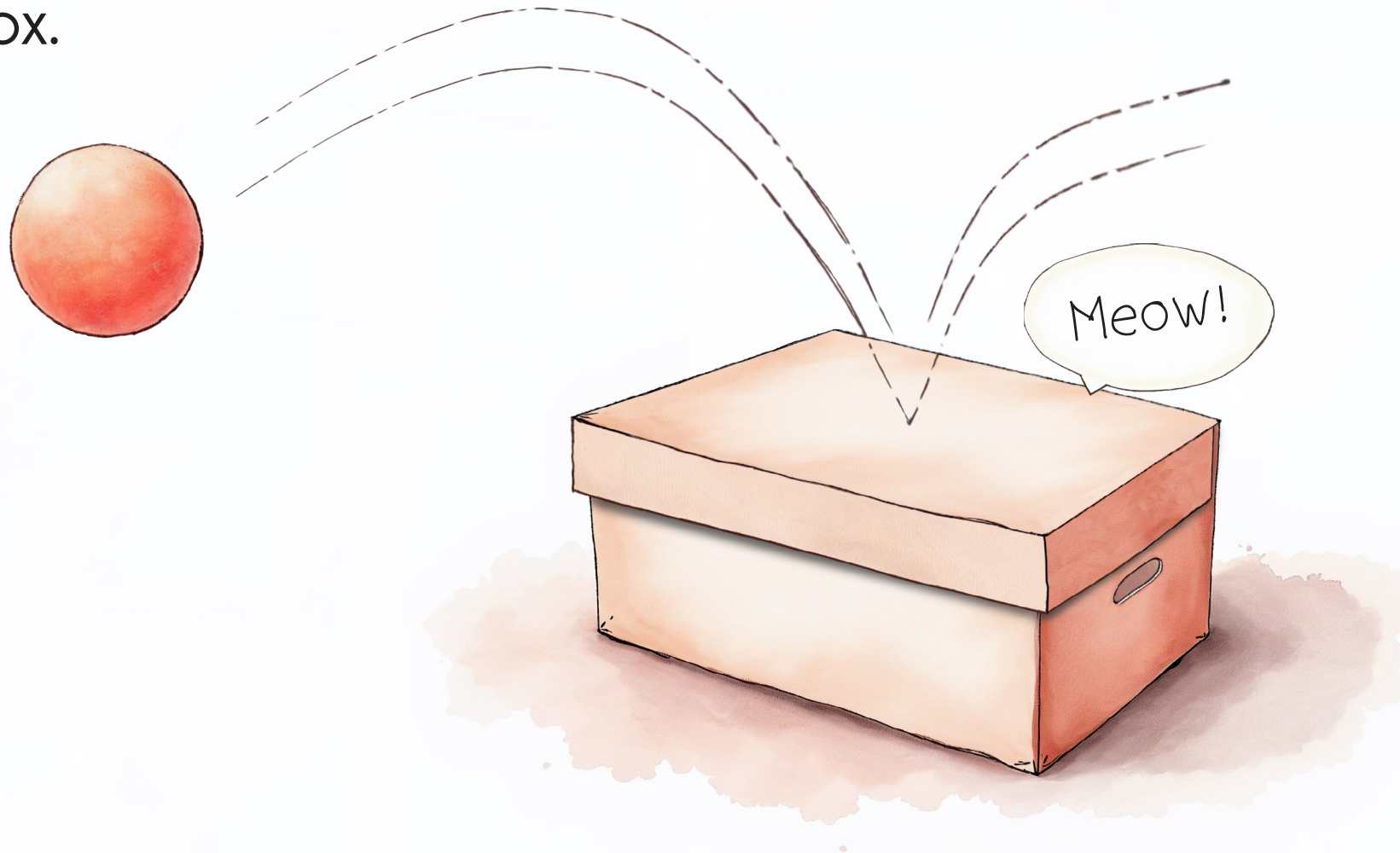
Look!

The cat is
in the box.



Pop!

The lid is on top
of the box.



Look!


The pup can see
the box.



“Can I tip the box?”

said the pup.

Tap! Tap! Tap!




Tap! Tap! Tap!

“Yes! I can tip
the box!” said the pup.



Run, cat!

Run, pup!




In this book, you learned about **short vowels**. Can you find these words?

can	yes	in	box	pup
cat		lid	on	run
tap		tip	pop	
			top	

Can you read these words fast?

the said look



ON OUR WAY

CAT IN A BOX


cat




pup



tip



box



Word Count: 55



PHONICS

STORYBOOKS

