





LET'S TEA PARTY

Grab all your best Pals, some craft supplies + your favorite costume and get ready for some high-class fun. It's time to have the best par-tea ever!



welcome to the tea party!

decorate your plate!




X's & O's!

complete the pattern




name here!




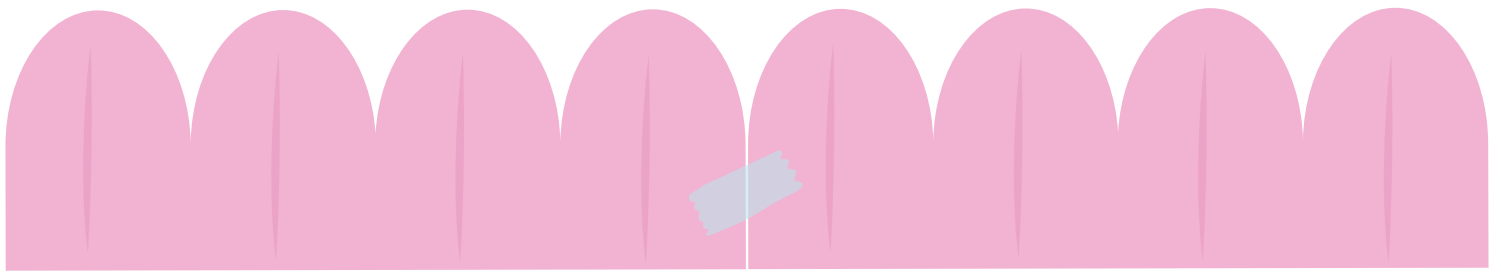
TEA TIME

Time to whip up some some tea party snacks! Use the labels below to name your tasty treats (the sillier the better). Cut them out and either fold them lengthwise to sit on the table or tape them to a toothpick. Pinkies up, Pals!




DON'T FORGET YOUR CROWN


You can't be a Lord or Lady without your coveted crown! Cut along the dotted lines and attach the edges with tape or glue. Make it unique by adding glitter, stickers, or drawing your very own masterpiece on it. Don't forget to tag us on Instagram @glopals with your colorful creations!



it should look something like this when you're done!









FLAG BANNER

cut it out & string it up

