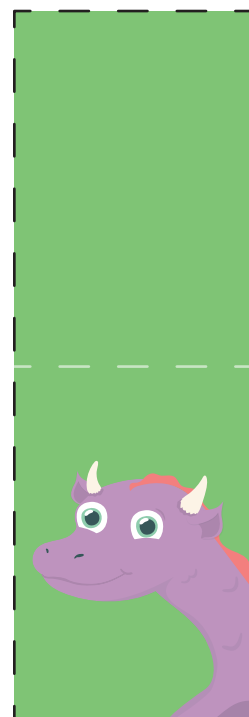




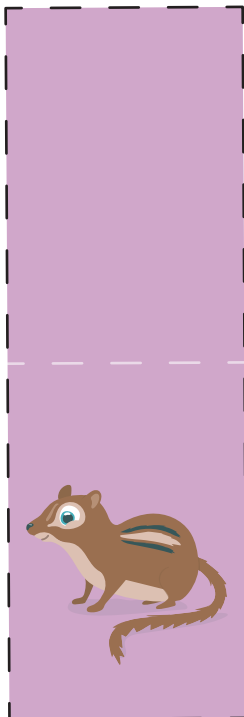


CRITTER CRAFTS



Add some pizzazz to your favorite pens, pencils, crayons and markers! Simply cut along the dotted lines, fold in half and secure the edges with tape. Next, place them on the tops of your pencils and you're done! And psst! You should definitely use your new fancy pens for our coloring sheets!



BUILD A BUTTERFLY

Venture out into nature to build a butterfly, Pal! There are two ways to approach this craft, you can either gather leaves, sticks, and flowers for your little one to use or you can go out with them to gather plants together! Then you can use double sided tape to attach your findings to the butterfly's wings to create a beautiful, nature-inspired masterpiece!

