

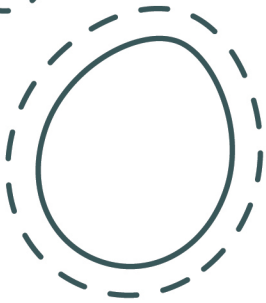




DECORATE A PAL



1. Color the Pal's accessories.
2. Cut them out and fold the tabs to attach them to you Pal.
3. Dress up your Pal for Easter! Don't forget to share and tag us on social media @glopals!



Cut slit on dotted line to insert carrot and eggs into the basket!

