

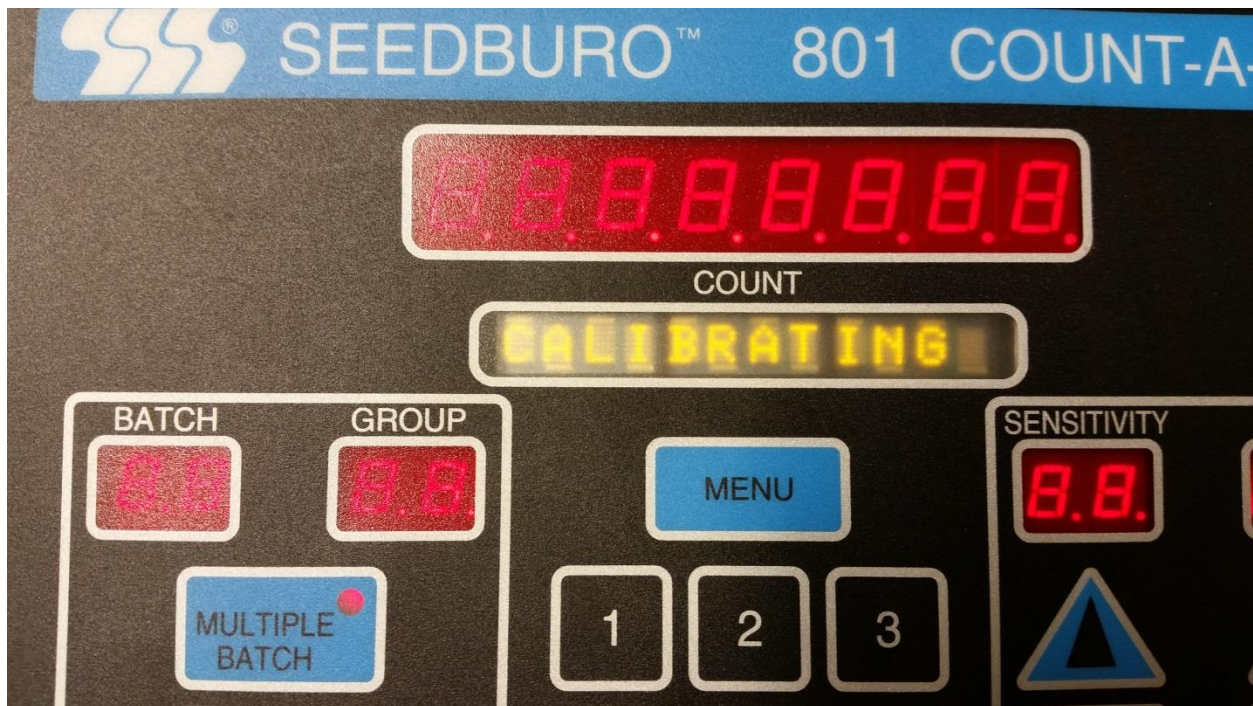
AG Point Precision LLC Experience:

At Ag Point Precision LLC we have a combined 105 years of experience repairing and manufacturing moisture meters, Seed counters and scales. Our three technicians Alan Mohler, Hector Rodriguez and Felix Favela all have degrees in Electronics from DeVry Institute of Technology. With 20 plus years of experience repairing electronic test equipment you know the repair will be performed right the first time. Call us anytime for troubleshooting advice 866-668-4855.

Ag Point Precision is also proud to have recently hired Maria Sandoval who has spent 22 years building electronic equipment with skills in soldering, crimping, wiring and assembly.

801 Stuck in "CALIBRATION"?

Is your 801 powering up and getting stuck with "Calibrating" on the display (picture 1)? When unit is powered up the 801 Seed counter will perform self tests however the "calibrating" should only appear for 3 seconds. If it stays on longer than that it is a problem that is usually due to a lack of light getting to the solar cell. The problem will cause the seed counter to not count accurately.




Picture 1

The 801 has a light source on the right side (RED LED or WHITE LAMP). On the left side is a solar Cell. There are two glass lens that the light passes through before getting to the solar cell.


There are a few simple things to try.

1. Clean **BOTH Glass LENS** one on each side of the chute. To get the glass LENS out push the lens from behind towards you by using a small flat screwdriver see picture 2 and 3.


2. Pull the lens out with your fingers and clean using glass cleaner or ISOPROPYNOH Alcohol.
3. Slide LENS back in by holding outside of lens do not touch glass surface.
4. Now using a Q-Tip clean the inside of the chute where the LIGHT passes through. See picture 4.



Picture 2



Picture 3



Picture 4