

Dog Collar

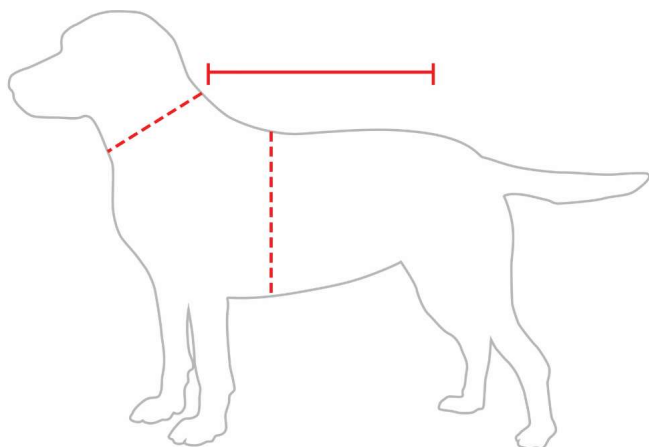
Units are expressed in inches and reflect general body dimensions. Measurements are approximate.

	NECK
MEDIUM	12" - 18"
LARGE	18" - 26"

How to Measure

Neck:

Measure at base of the neck. Note: Do not measure too high on the neck as it may result in a smaller than optimal measurement



Example of Breed

Small: Boston Terrier, Cairn Terrier, Dachshund, and Parson Russell Terrier

Medium: Australian Cattle Dog, Beagle, Border Collie, Brittany Spaniel, Portuguese Water Dog, and Siberian Husky

Large: Belgian Malinois, Boxer, Dalmation, English Setter, Pointer, Golden & Labrador retrievers, and Irish Setter

X-Large: Alaskan Malamute, Bloodhound, Doberman Pinscher, and German Shepherd

Nylon Duck Ripstop Service Dog Harness

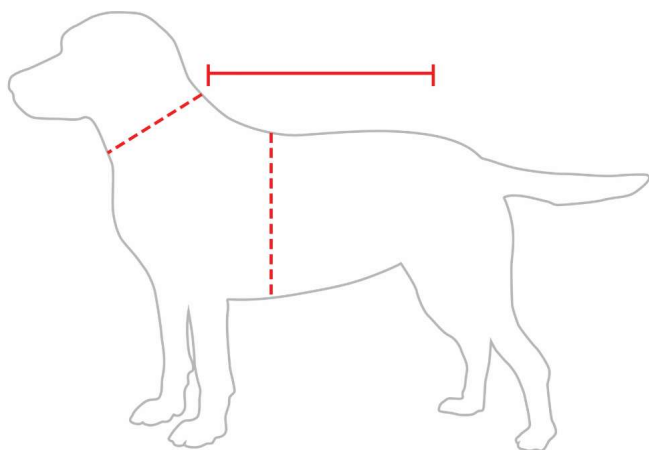
Units are expressed in inches and reflect general body dimensions. Measurements are approximate.

	CHEST GIRTH
SMALL	17" - 22"
MEDIUM	22" - 29"
LARGE	29" - 36"
X-LARGE	35" - 42"

How to Measure

Chest:

Measure behind front legs and across broadest part of the chest. Hold the tape firm and level. If the measurement falls between sizes, opt for the next size up.



Example of Breed

Small: Boston Terrier, Cairn Terrier, Dachshund, and Parson Russell Terrier

Medium: Australian Cattle Dog, Beagle, Border Collie, Brittany Spaniel, Portuguese Water Dog, and Siberian Husky

Large: Belgian Malinois, Boxer, Dalmation, English Setter, Pointer, Golden & Labrador retrievers, and Irish Setter

X-Large: Alaskan Malamute, Bloodhound, Doberman Pinscher, and German Shepherd

Nylon Duck Training Harness

Units are expressed in inches and reflect general body dimensions. Measurements are approximate.

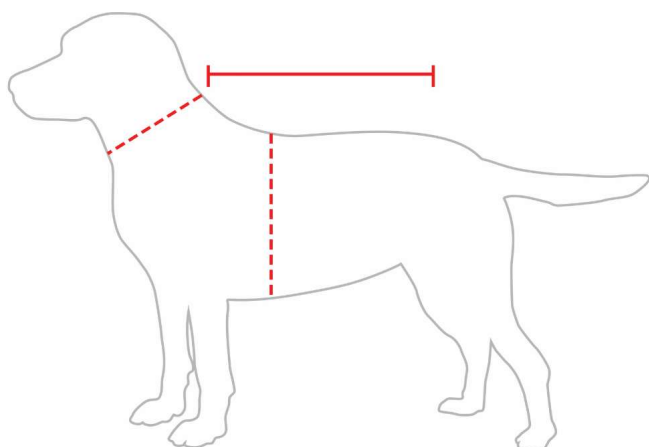
	CHEST GIRTH
SMALL	17" - 22"
MEDIUM	22" - 29"
LARGE	29" - 36"
X-LARGE	35" - 42"

How to Measure

Chest:

Measure behind front legs and across broadest part of the chest. Hold the tape firm and level. If the measurement falls between sizes, opt for the next size up.

How to Measure



Example of Breed

Small:

Boston Terrier, Cairn Terrier, Dachshund, and Parson Russell Terrier

Medium: Australian Cattle Dog, Beagle, Border Collie, Brittany Spaniel, Portuguese Water Dog, and Siberian Husky

Large:

Belgian Malinois, Boxer, Dalmation, English Setter, Pointer, Golden & Labrador retrievers, and Irish Setter

X-Large:

Alaskan Malamute, Bloodhound, Doberman Pinscher, and German Shepherd

Dog Chore Coat

Units are expressed in inches and reflect general body dimensions. Measurements are approximate.

	NECK	CHEST GIRTH	BODY LENGTH
SMALL	13" - 17"	16" - 21"	12"
MEDIUM	18" - 23"	22" - 28"	16"
LARGE	22" - 26"	25" - 38"	20"
X-LARGE	24" - 29"	30" - 45"	24"

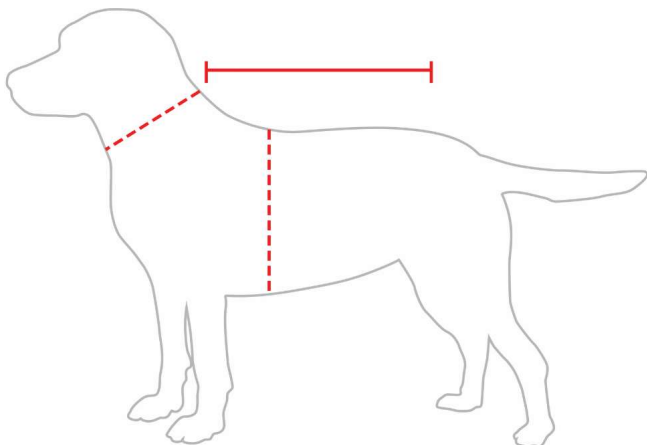
How to Measure

Chest:

Measure behind front legs and across broadest part of the chest. Hold the tape firm and level. If the measurement falls between sizes, opt for the next size up.

Neck:

Measure at base of the neck. Note: Do not measure too high on the neck as it may result in a smaller than optimal measurement.



Example of Breed

Small:

Boston Terrier, Cairn Terrier, Dachshund, and Parson Russell Terrier

Medium:

Australian Cattle Dog, Beagle, Border Collie, Brittany Spaniel, Portuguese Water Dog, and Siberian Husky

Large:

Belgian Malinois, Boxer, Dalmation, English Setter, Pointer, Golden & Labrador retrievers, and Irish Setter

X-Large:

Alaskan Malamute, Bloodhound, Doberman Pinscher, and German Shepherd

Neoprene Dog Vest

Units are expressed in inches and reflect general body dimensions. Measurements are approximate.

	NECK	CHEST GIRTH	WAIST
SMALL	15" - 19"	21" - 23"	19" - 22"
MEDIUM	15" - 19"	22" - 26"	20" - 23"
LARGE	16" - 20"	26" - 29"	23" - 26"
X-LARGE	17" - 21"	27" - 31"	24" - 27"
XX-LARGE	18" - 22"	28" - 32"	24" - 29"

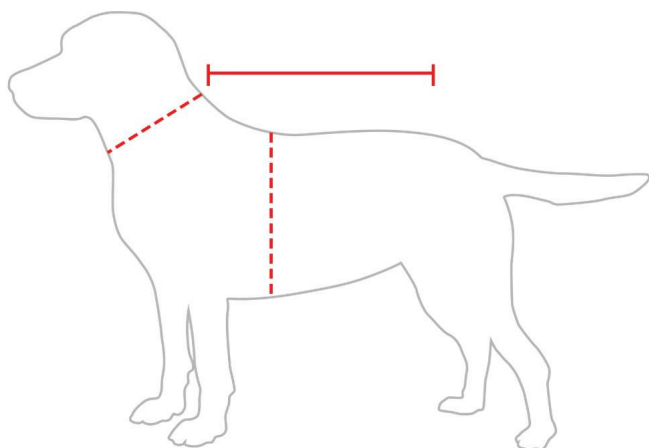
How to Measure

Chest:

Measure at base of the neck. Note: Do not measure too high on the neck as it may result in a smaller than optimal measurement.

Neck:

Measure at base of the neck. Note: Do not measure too high on the neck as it may result in a smaller than optimal measurement.



Chest:

Measure behind front legs and across broadest part of the test. Hold the tape firm and level. If the measurement falls between sizes, opt for the next size up.

Neck:

Measure at base of the neck. Note: Do not measure too high on the neck as it may result in a smaller than optimal measurement.