

Macquarrie

MARINE SIGHT RANGE



MARINE SIGHT RANGE

Designed with Marine Cabins in mind, Macquarrie's Marine Sight Range allows owners to collect important information about the operation and performance of the vessel whilst enabling drivers to monitor the performance of their engine, transmission and other critical auxiliary functions.

Featuring a broad variety of display sizes, spanning from 5" all the way to a 12" screen, the Marine Sight Range includes options suitable for any marine application.



ENGINE DATA



DATA LOGGING



FAULT CODES WITH TEXT



FAULT HISTORY LOGGING

J1939
COMPATIBLE

J1939
COMPATIBLE



FIELD
CONFIGURABLE



CUSTOMISABLE



12/24V

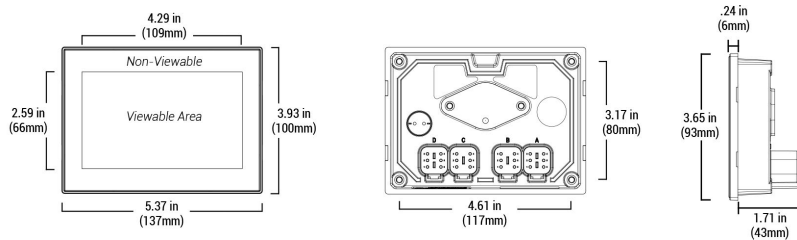


TOUGH
POLYCARBONATE



WEATHERPROOF

MARINE SIGHT 5" - SINGLE ENGINE DISPLAY



FEATURES:

- Displays vessel parameters
- Displays and logs diagnostic fault codes with full text descriptions
- Configurable service interval alerts based on fuel, distance and hours
- Displays and logs Trip and Whole of Life Data
- Infinitely customisable and field configurable
- Customisable splashscreen including company Logo

OPTIONAL ACCESSORIES:

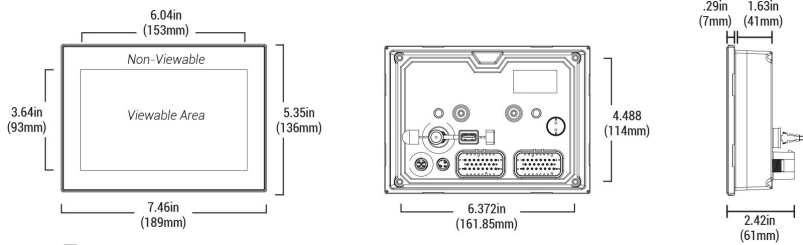
1. Single Engine Connection Harness
2. IP67 WeatherProof KeySwitch

Macquarrie

MARINE SIGHT RANGE



MARINE SIGHT 7" - SINGLE OR DUAL ENGINE DISPLAY



Features:

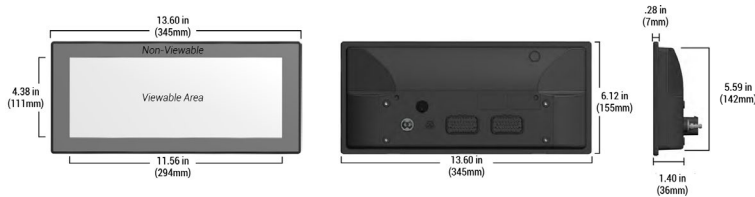
- Displays vessel parameters for both single and dual engine setups
- Displays and logs diagnostic fault codes with full text descriptions
- Configurable service interval alerts based on fuel, distance and hours
- Displays and logs Trip and Whole of Life Data
- Displays genset parameters
- Infinitely customisable and field configurable
- Customisable splashscreen including company Logo



Optional Accessories:

1. Single Engine Connection Harness
2. Dual Engine Connection Harness
3. IP67 Weatherproof KeySwitch

MARINE SIGHT 12" - SINGLE OR DUAL ENGINE DISPLAY



Features:

- Displays vessel parameters for single and dual engine setups
- Displays and logs diagnostic fault codes with full text descriptions
- Configurable service interval alerts based on fuel, distance and hours
- Displays and logs Trip and Whole of Life Data
- Infinitely customisable and field configurable
- Customisable splashscreen including company Logo



Optional Accessories:

1. Single Engine Connection Harness
2. Dual Engine Connection Harness
3. IP67 Weatherproof KeySwitch

MARINE SIGHT TRADITIONAL - SINGLE ENGINE PVCAN

The Marine Sight Traditional encompasses a custom fabricated PVCAN Gauge Dash Panel to suit J1939 Systems.

A black Acrylic Fascia equipped with five J1939 Gauges provides a traditional Analog view of the digital data transmitted by the engine ECU for both 12 and 24 VDC systems.

An optional 3.8" Display can be included to show engine fault codes, diagnostics, and additional parameters.

