

SAFETY INSTRUCTIONS

CAUTION: Read and follow all instructions before operating this fan.

Use the fan only as described in this manual. Misuse may cause a fire or an electrical shock.

1. Close supervision is necessary, when this fan is used near children, the elderly and pets.
2. Always turn the fan off after use, before cleaning or moving location.
3. **Do not** insert fingers or other objects into the fan guard.
4. **Do not** operate the fan in areas where petrol, paint or other flammable liquids are used or stored.
5. **Do not** place the fan near an open flame, cooking or heating appliance, or hot surface.
6. This fan is not intended for use in wet or damp locations. Never locate the fan in an area where it may fall into a bath or other water container.
7. This fan should not be operated outside.
8. Always use on a dry level surface.
9. **Do not** let the power cord hang over the edge of a table or counter.
10. Arrange the cord away from an area where it may be tripped over.
11. Never place the power cord under a carpet or rug.
12. To disconnect from the power supply, grip the plug and pull from the power socket. Never pull by the cord.
13. **Do not** hang or mount the fan on a wall or ceiling.
14. **Do not** operate if the fan guard is removed or damaged.
15. This product is designed for household and light commercial use only.
16. Always unplug the fan before moving it, putting on or taking off parts, cleaning, or whenever the fan is not in use. Be sure to pull by the plug and not the cord.

SERVICE & IMPORTANT NOTICE

If the supply cord is damaged, it must be replaced by a special cord or assembly available from the manufacturer or its service agent.


IMPORTED BY NATIONAL ELECTRICAL TRADERS

Toyomi®

OSC. HIGH VELOCITY STAND FAN

INSTRUCTION MANUAL

Please read carefully and keep the instruction well



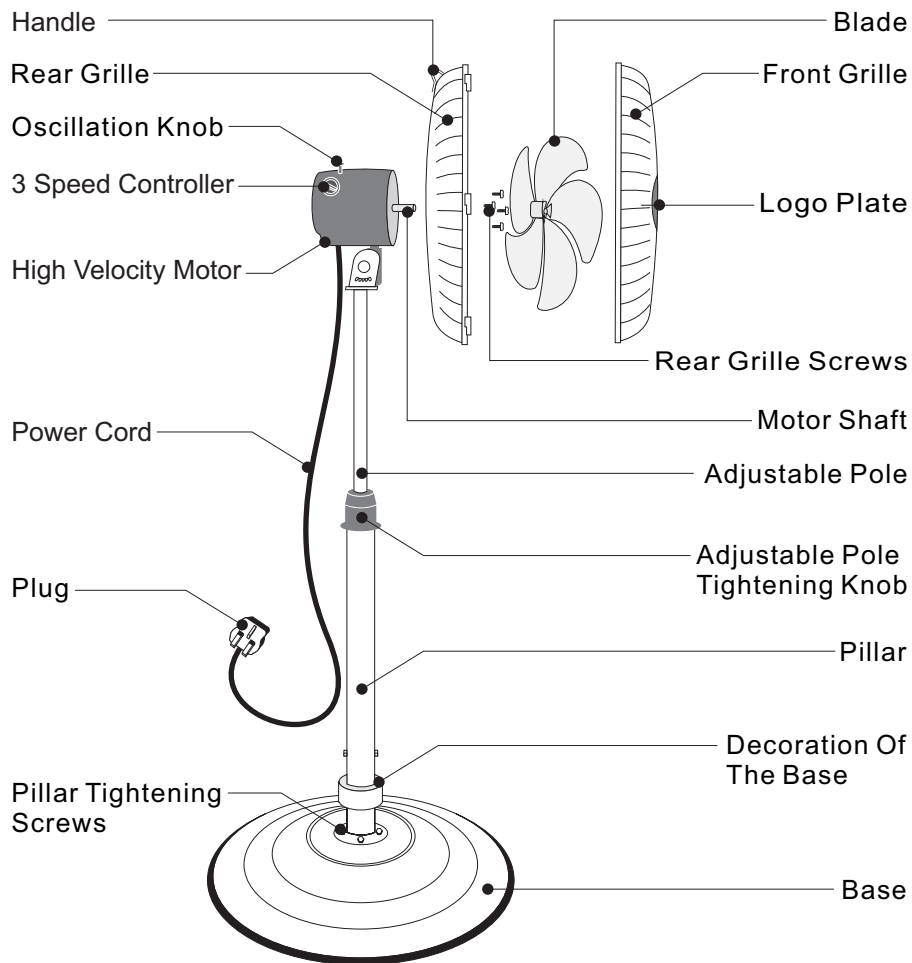
MODEL: PSF 1870
220-240V~50Hz, 180W

MODEL: PSF 2070
220-240V~50Hz, 200W

OSCILLATION HIGH VELOCITY STAND FAN

Thank you for choosing a **Toyomi® Oscillation high velocity stand fan**. Your new **Oscillation high velocity stand fan** has been designed using the latest in technology. With normal care and maintenance, your **Oscillation high velocity stand fan** will provide years of satisfactory performance.

GENERAL DESCRIPTION



OPERATING INSTRUCTIONS

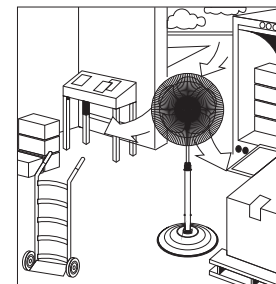
1. Set the fan on a dry level surface.
2. Check that the mains voltage complies with the voltage stated on the nameplate.
3. Make sure the Speed Control is in 0 position.
- 4.3 Speed Controller, switches the motor on/off and allows choice of 3 speeds to be made:
0-Stop, 1-Low, 2-Medium, 3-High
5. Oscillation Control:
To active the oscillating setting, press down the Oscillating Knob to stop the fan oscillating, pull up the Oscillating Knob.
6. **Oscillation high velocity stand fan** can be used alone or in conjunction with an air conditioning unit to oscillation the cooled air or to force the air into other rooms.

CLEANING & MAINTENANCE

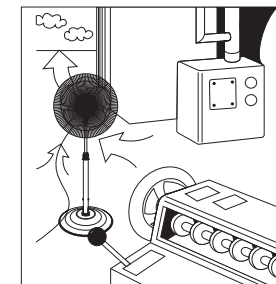
⚠ CAUTION: Always unplug the first!

The guard and stand can be easily cleaned with a soft moist cloth and mild household cleanser. The motor bushings are permanently lubricated at the factory and do not require any additional lubrication.


MULTI-PURPOSE OF YOUR FAN



Direct:
3 Speed settings for any cooling need.



Exhaust:
Exhausts hot, stuffy air & pulls in fresh air.



Oscillation:
Oscillates it through an entire room.