

## NEW PRODUCTS & FEATURED ITEMS

### NOW AVAILABLE!

#### New WWII WC, Flat Fender Power Wagon & 1939-47 2WD Glove Box Door



Vehicle Type: (A,B, - closed cab, Ambulance & Carryall),D  
- Also fits 1939-47 2WD  
Complete with hinge. Mounting hardware sold separately

Part #CC785759-N **\$95**

#### New Complete Flat Fender Power Wagon Windshield Frame Assembly - Powder-coated Black! Includes weatherstrip, glass & hinge brackets - Ready to mount, saving you hours of repair work!

Vehicle Type: D

Replaces: CC797771  
lower frame,  
CC1096017 upper  
frame & CC797772  
center molding

Includes: CC797138  
Weatherstrip &  
(2) CC1097224 Glass



- New Complete Windshield Frame -Clear Glass Part #CC797137-C **\$1075**
- New Complete Windshield Frame -Tinted Glass Part #CC797137-T **\$1100**
- New Complete Windshield Frame -Gray Smoke Glass Part #CC797137-G **\$1100**
- New Complete Windshield Frame -Shaded (top 6" of windshield) & Tinted Glass Part #CC797137-S-T **\$1150**

#### New Complete WWII WC 1/2 & 3/4 Ton Closed Cab, Ambulance & Carryall Windshield Frame Assembly

- Powder Coated Black! Ready to mount, saving you hours of repair work! -

Vehicle Type: (A,B - WWII Closed Cab, Ambulance & Carryall Models Only)

**NOTE: SPECIAL ORDER ONLY! ALLOW 3-5 WEEKS PRODUCTION TIME**

Includes:

- Weatherstrip,
- (2) CC1097224 Glass,
- Handle CC452394
- Nut CC351031
- Stud CC844707
- Spring CC342371



- New Complete WWII WC 1/2 & 3/4 Ton Closed Cab, Ambulance & Carryall Windshield Frame -  
with Clear Glass, Weatherstrip, Mounting Brackets & Regulator Hardware Part #CC844629 **\$1199**

**NOS & New M37 & M43 Front & Rear Leaf Springs**

The New rear leaf springs were made in the USA for Vintage Power Wagons

**NOS M37/M43 Front Leaf Spring**

Vehicle Type: E,F  
(7 leaf)



[ORD #7373771]

Part #CC1268098 **\$150 Each**

**New M37 & M42 Rear Leaf Spring**

Vehicle Type: E,F  
(11 leaf)



[ORD #7373761]

Part #CC1268102 **\$450 Each**

**New M43 & V41 Rear Leaf Spring**

Vehicle Type: E,F  
(13 leaf)



[ORD #7376832]

Part #CC1391099 **\$450 Each**

**New 1 Ton Flat Fender Power Wagon, WWII WC 3/4 Ton & 1-1/2 Ton 6x6 Leaf Springs**

These brand New leaf springs were made in the USA for Vintage Power Wagons and will fit more than just the Civilian Power Wagons.

**Note:** If you're looking for WWII WC 1-1/2 Ton 6x6 rear springs, we have them available NOS for \$195 Each (Part #CC926170).

**New 1 Ton Flat Fender Power Wagon, WC 3/4 & 1-1/2 Ton 6x6 Front Leaf Springs**

Vehicle Type: B,C,D  
(11 leaf)




Replaces CC1090570, CC1272998 & more

Part #CC1273201-N **\$365 Each**

**New 1 Ton Flat Fender Power Wagon & WC 3/4 Ton Rear Leaf Springs**

Vehicle Type: B,D  
(12 leaf)



Replaces CC920987, CC1189425, CC1189875 & CC1271367

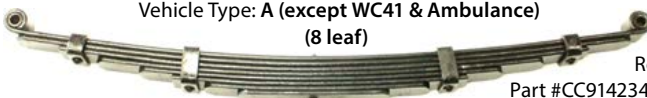
Part #CC1273003-N **\$585 Each**

**New WWII WC 1/2 Ton Front & Rear Leaf Springs**

These New leaf springs were made in the USA for Vintage Power Wagons and will fit most WC WWII 1/2 Ton vehicles.

**New WWII WC 1/2 Ton Front Leaf Springs**

Vehicle Type: A (except WC41 & Ambulance)  
(8 leaf)



Replaces CC920695

Part #CC914234-N **\$275 Each**

**New WWII WC 1/2 Ton Rear Leaf Springs**

Vehicle Type: A (except WC41 & Ambulance)  
(10 leaf)



Part #CC599106-N **\$550 Each**

**New 14 Inch Brake Drums Are Here!**



We've spent the past few years in a constant search for good brake drums, so we are extremely excited to be able to offer a New 14" brake drum that is very close to the original. The New drums include the original inspection hole to allow you to check the condition of your brake shoes without even taking a lug nut off. Differing from the original three-piece drums, the New drums are a one-piece casting that has been machined and is nearly ready to bolt on. However, when each drum is assembled with a hub, this will slightly change the shape of the brake drum. After mating the New drum to your hub, the brake surface will need trued, a simple job for any shop with a brake lathe. Please be sure to contact us with any technical questions you may have about this process.

**There are 2 options you have when purchasing New brake drums from Vintage Power Wagons:**

**Option 1:** You may send your hubs to us and we will take care of assembly and machining for an additional shop labor fee. Keep in mind that you will have to pay shipping both ways when using this option.

**Option 2:** We can send you the drums and you or your machine shop can assemble and turn each married drum and hub.


**NOTE:** It is very important that each drum and hub set is completely assembled before machining or you will have minimal results from the machining process and may end up with shaky brakes as well as other long term issues

**New 14" Brake Drum**

Vehicle Type: B,C,D,E,F

Part #CC924400-N **\$170 Each**

**New 1 Ton Flat Fender Power Wagon Non-Winch Lower Grille Guard**



These new grilles were produced at a local metal fabrication shop that uses a CAD process. The outer frame was laser notched to give exact spacing for the bars.

Our once plentiful stock of used non-winch grille sections has been depleted, but we are lucky to have a local manufacturer working with us on producing these new lower Flat Fender Power Wagon grilles. We are pleased to announce that these are now available, but quantities are limited.

Vehicle Type: D (without winch)

Part #CC1095556-N **\$189**

# NEW PRODUCTS & FEATURED ITEMS

## New M37 With Winch Weight & Dimensions Data Plate


Vehicle Type: E,F

WEIGHT AND DIMENSION DATA FOR TRUCK CARGO		3/4 TON, 4x4, M37, W.W.	
EMPTY WT.	1500 LB	WHEELS	8.25" W.W.
LOADED WT.	2000 LB	WHEELS	8.25" W.W.
FRONT AXLE	1000	FRONT AXLE	2331
REAR AXLE	1000	REAR AXLE	2331
TOTAL GRS	2000	TOTAL GRS	4662
MAX. DRIPLE TONED LOAD	1000	MAX. DRIPLE TONED LOAD	1000
SHIPPING CUBAGE	522 CU FT		

Dataplate #67 **\$15**

## New Dodge Truck Serial Numbers 1917-1980 - A comprehensive guide to Dodge, Plymouth, Fargo & DeSoto Trucks

by Eric Bannerman



This book is an essential resource for all classic truck enthusiasts. It provides accurate information about locating and interpreting serial numbers (VINS) used on Dodge, Dodge Brothers, Graham Brothers, Plymouth, Fargo and De Soto trucks built from 1917 to 1980 in the United States and Canada, also from 1953 to 1963 in Australia. The material was compiled from

hundreds of factory books and verified by checking thousands of trucks. You will find straightforward information about the year, models, engine sizes and wheel base options for each serial number. The pictures of tags and frame number locations along with the tables, and explanations lay out a clear path to finding and decoding the serial number for your truck. Whether you are searching for information to identify a New purchase or verifying the year and model of a restoration project, this book gives you the tools you need!

Item #NBK-893 **\$40**

## New Front Door Outside Locking Handle

Replaces all outer door handles, enables door to be locked from outside



Vehicle Type: A,B,D,E,F  
Part #CC1279436-L2 **\$35**

## New Town Wagon, Town Panel & Power Giant Floor Mat



Vehicle Type: G, H - This floor mat will fit 1954-66 Town Wagon & Town Panel, 1954-56 2WD Pickup & 1957-60 Power Giants(D100, D200, D300, W100, W200 & W300).

Part #CC1561521/CC1780861 **\$180**

## New Dana 60 & 70 Front & Rear Axle Flange Gasket (8 hole)



Vehicle Type: (G rear Dana 60 1959-71),(H Dana 70 1969-90)

Part #CC1922318 **\$3 Each**

## New Replacement WWII WC 3/4 Ton & 6x6 Throttle Cable (48" Length Cable)



Complete with wire, housing and original style plastic knob.

Vehicle Type: B,C

Part #CC929099-CC925360 **\$24**

## New Replacement WWII WC 3/4 Ton & 6x6 Choke Cable (48" Length Cable)



Complete with wire, housing and original style plastic knob.

Vehicle Type: B,C

Part #CC929099-CC919905 **\$24**

## New Reproduction Window Glass Channel Run Clip

Exact reproduction of the original clip!



Vehicle Type: (A,B,D closed cab),(G,H 1955-60, 1955-66 Town Wagon/Panel), 1939-47 2WD

Replaces CC2363131, CC1561798, CC6013060 (8 required per cab) Part #CC1561798 **\$2 ea**

## New Reproduction Closed Cab Wing-Vent Window Weatherstrip Clip Assembly

(Includes upper retainer bushing and screw)



Vehicle Type: A,B,D & 1939-47 2WD (ONLY FOR CLOSED CAB MODELS WITH WING VENT WINDOWS)

Part #CC1096126 **\$12 ea**

## New Non-Wing Front Door Glass Run Channel Weatherstrip Retainer



Vehicle Type: A,B,D  
Also Fits 1939-47 2WD

•New Right Non-Wing Door Glass Run Channel Weatherstrip Retainer Part #CC785894-N **\$45**

•New Left Non-Wing Door Glass Run Channel Weatherstrip Retainer Part #CC785895-N **\$45**

## Keyed 12 Volt Starters for 230 Engines



Vehicle Type: A,B,C,(D 1946-1950)

Note: Pinion is 9-Tooth, 1.155 OD

Are you looking for a keyed starter for your 230 engine?

This reproduction starter has a new bushing and bendix installed that will work on any of the 12 volt Power Wagon and WWII trucks with the 146 tooth flywheel. No starter pedal needed! We have a limited supply, so please contact us today to reserve yours.

New Keyed 12 Volt Starter for 230 Engines  
Part #CC1569176-KEY **\$225 + \$100 core**

## New 14" Brake Shoe Guide Spring

Mounting holes measure 1" center to center



Replaces CC854033

Vehicle Type : D,E,F  
Part #CC854033-1 **\$10**

## New 14" Brake Shoe Guide Spring

Mounting holes measure 1-5/16" center to center



Replaces CC854033

Vehicle Type : D,E,F  
Part #CC854033-1.3125 **\$7**

## NOS Hand Brake Lever Pull Rod



Vehicle Type: D 1950(mid year)-1971 - only for trucks after serial #83919836 (from Detroit) & 88766179 (from San Leandro California) Part #CC1271295 **\$65**

## New Brake Master Cylinder Piston Return Spring



[ORD #7411637]

Vehicle Type: A,B,C,D,E,F  
Part #CC79374-N **\$5**

## New M37/M43 Door Latch Mechanism Lock Handle Return Spring



Vehicle Type: E,F  
Part #CC1094621 **\$5 Each**

## New Early Power Wagon Fuel Tank Filler Neck



- Made from 16 gauge steel (original was 20 gauge)
- 3/8" vent tube
- Bung very close to original and will fit new and original caps

Vehicle Type: D (1946-1950)  
Part #CC1189311-N **\$175**

## New Late Power Wagon Fuel Tank Filler Neck



- Made from 16 gauge steel (original was 20 gauge)
- 3/8" vent tube
- Bung very close to original and will fit new and original caps

Vehicle Type: D (1951-1971)  
(Replaces CC1271300)  
Part #CC1271298-N **\$150**

## New Headlight Adjuster Screw Clip

(fits in original mounting tab of original headlight)  
Vehicle Type: D



Part #CC865760 **\$1.25 ea**

## New Headlight Replacement Adjusting Nut, Tab & Screw

(Repairs headlights w/damaged adjusting nut tabs)  
Replaces CC865760 (adjusting nut) & CC865336 (adjusting screw)  
Vehicle Type: D



Part #CC865760-A **\$5 ea**

## New WWII WC High Beam Indicator



Vehicle Type: (B,C open cab) Can be used to replace CC922507 on closed cab models (slightly different from closed cab original)

Part #CC925382-N **\$26.00**

## New Tail Pipe Rear Bracket

Replaces CC662120  
Vehicle Type: A



Part #CC598468 **\$19**

## Reproduction WWII WC 1/2 & 3/4 Ton Command Car Safety Strap Bracket & Screw Set



Vehicle Type: (A,B command car only)

•WWII WC Command Car Safety Strap Bracket & Screw (1 Set does 1 seat side safety strap. Includes screw CC966778)  
Part #281049-A **\$24/Set**

## Reproduction WWII WC Open Cab Safety Strap Bracket & Screw Set



Vehicle Type: (A,B open cab only),C

•WWII WC Open Cab Safety Strap Bracket & Bolt (1 Set does 1 seat side safety strap. Includes bolt CC909433)  
Part #CC909432-A **\$28/Set**

## New 3-1/2" Pinion Seal

OD: 3.501", ID: 1.875"



Vehicle Type: (A, B - Early),(C - used on pillow block), 1946-60 1-Ton 2WD with 8 3/4" Chrysler Corporate differential.

Replaces CC1271105  
Part #C856864-N **\$27 Each**

## New WC62/WC63 Weight & Dimensions Data Plate

Vehicle Type: C

VEHICLE	TRUCK 1 1/2 TON	6X6 PERSONNEL CARRIER
	W/ RING MOUNT	W/O RING MOUNT
OVERALL LENGTH	224 1/2 INS.	224 1/2 INS.
OVERALL WIDTH	82 1/2 INS.	82 1/2 INS.
OVERALL HEIGHT	110 1/2 INS.	87 INS.
LOWEST OPERABLE HEIGHT	110 1/2 INS.	67 1/2 INS.
SHIPPING CUBIC	1189.28 CU. FT.	936.36 CU. FT.
SHIPPING TONNAGE	29.73 TONS	23.41 TONS

Dataplate #65 **\$15**

## NOS Bakelite Lower Door Striker

Vehicle Type: Closed Cab Models: A,B,D  
Replaces CC705321



Part #CC951137 **\$7.50 ea**

## NOS Bakelite Upper Door Striker (Angled)


Vehicle Type: Closed Cab Models: A,B,D  
Replaces CC705319



Part #CC989513 **\$7.50 ea**

## New Weber K 550-38 38/38 Progressive 2-Barrel Carburetor

For Engines With More Radical Cam Profiles!



•Mechanical choke

•400 CFM

•Up To 20% More Horsepower

•10% Better Fuel Economy

Part #DCW550 **\$595**

## New NP200, NP201, NP205 Transfer Case & NP435 Transmission Poppet Ball Spring



Vehicle Type: C,D,E,F,G,H

Part #CC579195 **\$7.50**

## New Closed-Cab Windshield Regulator End Bracket



Vehicle Type: A(post war civilian cab conversions only),D & 1939-1947 2WD

Part #CC797133-BRKT **\$12.50**

## New Flat Fender Power Wagon Windshield Frame Connectors

with Slotted Zinc Screws Vehicle Type: D



Part #CC79713-WS-C **\$35**

## New WWII WC Closed Cab Windshield Adjusting Arm (Pivot Arm)



Replaces CC466422

Vehicle Type: (A,B,C - CLOSED CAB MODELS ONLY)  
ALSO FITS VC CLOSE CAB MODELS

Part #CC922889 **\$16**

## NEW PRODUCTS & FEATURED ITEMS

# New Official Mopar 1946-1950 Flat Fender Power Wagon Tailgate

(For models with 4 stake pockets on bed side) Embossed "DODGE"



Vehicle Type: D 1946-50 Part #CC1095626-OM **NOW AVAILABLE! \$850**


### New Window Regulator Mechanism Spring

Works with wing and non-wing window regulators  
Vehicle Type: (A, B closed cab), D & 1940-1947 2WD



Part #NW1NR3G-SPR **\$5 Each**

### New Power Wagon Passion DVD




Since World War II, the Dodge Power Wagon has held a special place in the hearts of Americans. Power Wagon Passion takes you to the Annual International Power Wagon Rally in Fairfield, Iowa to talk to aficionados about their ongoing love affair with the 'Truck That Built America.'

54 minutes (with bonus features)

Item #acc-112 **\$17.95**

### New M37/M43 Stainless Steel Fuel Tank



This tank can be installed while still using the original hardware: sending unit, fuel pickup, fuel tank straps and screws.

It can also be mounted with our reproduction fuel tank straps (CC1269319-N & CC1269318-N)

**Includes pickup vent and all screws.**

### New M37/M43 Stainless Steel Fuel Tank

Vehicle Type: E,F

Part #CC1269308-SS **\$1019**


### NOS M37 Black Rubber Steering Wheels

*Very Limited Supply!*

Vehicle Type: E,F

Rubber is still pliable & soft!

Small dings & dents may exist



**.25/32" - 7/8" tapered spline**  
(Grooved for horn button cover)

*Note slight triangulation of horn button opening from being stacked/stored*

[ORD #7374801] Part #CC1269579-NOS **\$169**

### New Replacement Ignition Switch

*(3 terminal with hex-shaped lock trim)*



Vehicle Type: (D 1946-58),(A closed cab), 1941-47 2WD  
Includes mounting spacer (May require additional spacer depending on dash condition) Part #CC1232508-R **\$38**

## New Flat Fender Power Wagon Radiator - Economy & Performance Design -

This economy design is the personal favorite of the guys who are looking to get the most performance out of their build and it has brass inlet/outlet necks that can be customized in locations to support your engine choice



This economy version will fit perfectly in your original support and you won't notice the slim design or longer fill neck once you have it mounted behind the radiator shell. This version allows for better cooling as it has a larger core and a more efficient tank flow design. (5 row radiator core)

\*Extra Fee for customized Radiators- Allow extra lead time for custom radiators).

Vehicle Type: D 1946-53  
**NOTE: LONG LEAD TIME**

## - New Flat Fender Power Wagon Radiator - Economy & Performance Design -

Part #CC1189699-EPD **PRE-ORDER ONLY \$1,199**

## New Flat Fender Power Wagon Radiator - Stock Design -



Though it's not an exact reproduction, it's so close that you might not notice it's not the original without taking a closer look. The originally stamped top tank pattern has been recreated in a hand-crafted fashion to look as close to the original as possible. The original starting crank hole has been included for original fully-functional builds and you will also notice that the inlet/outlet necks are cast metal and much like the original.

This New radiator has stock-like performance and a stock-like look. Because a good portion of these are hand crafted, we don't expect to have deep stock on them so plan some extra time for construction when ordering or contact us to check stock. (3 row radiator core)

Vehicle Type: D 1946-53  
**NOTE: LONG LEAD TIME**

## - New Flat Fender Power Wagon Radiator - Stock Design -

Part #CC1189699-SD **PRE-ORDER ONLY \$1,599**

### New Arm Rest to Slotted Door Panel Sheet Metal Nut (FOR "SLOTTED" ARMRESTS)

Vehicle Type: D, 1939-47 2WD (mounts arm rest to door shell) works with 1/4-20 or #14 screw.

USE WITH SLOTTED DOOR PANEL CC1096215 & DOORS WITH THE BELOW INNER DOOR SHELL HOLE PATTERN.



Part # CC1158280 **\$4 ea**

### Reproduction Early WWII King Bee Round Outside Rear View Mirror (Olive Drab with Tinted Glass)



Vehicle Type: ALL

Part #CC747184-KB **\$35 each**

### New 3/4 Ton Command Car Rear Side Door Lower Hinge Tabs




(mounts on outer body between front and rear seats)

Vehicle Type: B-Command Car Only

•New Right 3/4 Ton Command Car Rear Side Door Lower Hinge Tab Part #CC281190 **\$15**

•New Left 3/4 Ton Command Car Rear Side Door Lower Hinge Tab Part #CC281191 **\$15**

### New Flat Fender Power Wagon Front Fenders



Vehicle Type: D

•New Right Front Fender Part #CC1095394-N **\$650**

•New Left Front Fender Part #CC1095395-N **\$650**

### New Double-Face LED Pedestal Lamp w/Chrome Plated Housing

Units come with Red & Amber lenses (reversible).



12 Volt  
21 Diode  
4.5" Diameter

Vehicle Type: ALL  
Part #NDF-LED-PL

**\$69-Each**  
**SOLD OUT**

### New D & W Series Dome Light Lens

Note: Not slotted for switch but can be modified for switch type dome lights.



Vehicle Type: G, H  
Part #CC2958428-N **\$45**

### New Under Crossmember Mounted Power Brake Booster Master Cylinder Assembly

Vehicle Type: D (1946-1965)



The Under Crossmember Mounted Power Brake Booster Master Cylinder Assembly was designed by a true Power Wagon Fabricator to allow you to have Power Brakes simply and efficiently. This unit makes it so you can use your stock brake pedal in its stock location. It will work on 4 wheel drum brake applications, front disc/rear drum application, and also 4 wheel disc brake applications. This setup is ideal for either stock or modified Power Wagons.

•New Under Crossmember Mounted Power Brake Booster Master Cylinder Assembly

Part #UCMPBBMCA **\$799**

### New Firewall Pad/Dash Liner Fastener



Vehicle Type: A,B,C Replaces CC788361  
Part #CC738619-N **\$3.50 ea**

### New ARB 20,000 lb Winch Snatch Block



Vehicle Type: ALL

This snatch block greatly increases the versatility of any vehicle mounted or portable winch, enabling you to retrieve loads that are double the winch's normal capacity. This will also allow you to winch from varying angles when pulling straight ahead isn't the best option or options are limited to awkward angles. Manufactured from high quality components, ARB

snatch blocks feature side plates that sit snug against the pulley, eliminating the possibility of the winch cable becoming trapped between the pulley and the side plates. The groove of the pulley tapers down to the center allowing for a variety of cable sizes (1/4"-1/2") to be used and ensures the cable is seated securely minimizing lateral movement.

#### Features:


- Works with steel or synthetic winch lines
- 6mm cold rolled steel side plates
- Light weight design
- Doubles the capacity of your winch
- Engineered tough for serious recovery
- 38,500lb (17,500kg) breaking strength
- Vehicle recovery booklet enclosed

### New ARB 20,000lb Winch Snatch Block

Part #N20KWSB **\$135 CLOSEOUT!**

# NEW PRODUCTS & FEATURED ITEMS

**New Flat Fender Power Wagon Left & Right Door Shell Assemblies - Reproduction Outer Shell, Hybrid Wing/Non-Wing Inner Shell & Hinge Assembly**  
 Welded door shells & door side hinge included.  
 Door hardware sold separately.



The channel right below the window regulator was minimized so a slight modification to the bottom of the regulator will be required.

The inner door panel is a hybrid that will accommodate wing-vent style or non-wing-vent style side rollup windows. These doors also feature mounting holes to accommodate both types of arm-rests and electric windows could be used as well. Contact us for more details.  
**NOTE: Minor adjustments and/or modifications to door shell and door hardware may be required.**

**VERY LIMITED STOCK!**

•New Flat Fender Power Wagon **Left Door Shell Assembly - Reproduction Outer Shell, Hybrid Wing/Non-Wing Inner Shell & Hinge Assembly** Part #CC1096196-HYBRD **\$1500**

•New Flat Fender Power Wagon **Right Door Shell Assembly - Reproduction Outer Shell, Hybrid Wing/Non-Wing Inner Shell & Hinge Assembly** Part #CC1096195-HYBRD **\$1500**

**New Replacement Closed-Cab Power Wagon Windshield Regulators**

Vehicle Type: A(post war civilian cab conversions only),D & 1939-1947 2WD



The tape of this regulator is stainless steel that won't corrode over time. The gears and shafts are constructed of steel and the base is made of cast aluminum. Each unit is hand-crafted by a small US owned company and comes with a limited

lifetime warranty. If anything goes wrong within the lifetime of the manufacturer, we will service or replace your regulator at no charge.

**New Replacement Closed-Cab Power Wagon Windshield Regulator** Part #CC797133-N **\$430**



**New Aluminum Bypass Elbow**

Tapped for either a heater shut-off or plug

Vehicle Type: A,B,C,D,E,F

Part #CC855452-N **\$45**

**New Waterproof Brake Signal Lamp Switch**



Early style Douglas connector

[ORD #7760414] Vehicle types: E,F

Part #CC1268957 **\$29**

**NOS 24 Volt Distributor Breaker Plate Parts Kit**

For M37/M43 & M715/M725

Vehicle Type : E,F, J

Part #24VDBPPK **\$7**

**NOS 24 Volt Distributor Rebuild Kit**

For M37/M43 & M715/M725

Vehicle Type : E,F, J

Part #24VDRK **\$20**

**NOS M-37/M-43 Early Synchro Transmission Top Assembly**



[ORD #7374901]

Vehicle Type: E

Part #CC1270369 **\$195**

**New M37/M43 Battery Box**



Vehicle Type: E,F

**Note:** Each box and lid has a slight variation in dimensions and may require some manual persuasion and a few shop tools to fit properly.

These boxes are exclusively made in the USA for Vintage Power Wagons by a local company. There is a slight difference between the original boxes and the New ones when it comes to the construction. Different steps were taken to achieve the same overall form, so this box is not an exact replica, but a worthy replacement. In the original design, the side walls and upper lip were separate pieces welded together. Our box uses one piece for the side wall and upper lip to reduce labor & production time. The box lid, latch, and cable grommet assembly are sold separately and are readily available.

**New M37/M43 Battery Box** Part #CC1270314-N **\$169**

**New NP420/NP435 Transmission Shift Tower Rebuild Kit**

4 Piece Kit Includes:

Boot - CC2227108

Ball Spring - CC1936219

Ball Spring Cup - CC1936218

Ball Spring Retainer - CC1936220



Vehicle Type: (D 1956-71),(E Late),(G,H 1957-71)

Part #NP420-NP435-TWR-RB **\$30**

**New Cab Mount Spring**

-3 Required for Power Wagon & M37

-2 Required for rear of WWII WC 1/2 Ton, 3/4 Ton, & 6x6



Vehicle Type: A,B,C,D,E,F Part #CC711110 **\$12 ea**

**New WWII WC Front Cab Mount Spring**

1 Required for front on WWII WC 1/2 Ton & 3/4 Ton



Vehicle Type: A,B Part #CC844661 **\$13 ea**

**NOS M37/M43 Left & Right Upper Door Glass Frame Channel (Olive Drab Paint)**



For use with CC1277623 & CC1277622

[ORD #7374839] Vehicle Type: E,F

Part #CC1278277 **\$15**

**New M37/M43 Door Glass Frame Channel Screw**

Vehicle Type: E,F



For use with CC1277623, CC1277622 & CC127877

Part #155886 **\$1**

**NOS M37/M43 Left Lower Door Glass Frame Channel (Olive Drab Paint)**



[ORD #7374790]

Vehicle Type: E,F

For use with CC1278277 & 155886

Part #CC1277623 **\$60**

**NOS M37/M43 Right Lower Door Glass Frame Channel (Red primer)**



[ORD #7374789]

Vehicle Type: E,F

For use with CC1278277 & 155886

Part #CC1277622 **\$60**

**NOS 24 Volt Generator to Voltage Regulator Cable**



For 25 Amp Systems

[ORD #7351057] Vehicle Type: E,F

Part #CC1269045 **\$95**



## Quick Tip 1: Engine Information

I would like to order the correct parts for rebuilding my engine. How do I determine the cubic inch displacement (CID) of my flathead 6?

Here's a simple chart we've made to help you with determining cubic inch displacement.

Piston Displacement	218 cu. in.	230 cu. in.	237 cu. in.	251 cu. in.
Head Length	23 1/4 +/-	23 1/4 +/-	25 1/4 +/-	25 1/4 +/-
Cylinder Bore	3.25"	3.25"	3.4375"	3.4375"
Stroke	4 3/8"	4 5/8"	4 1/4"	4 1/2"
Rod Length (Center to Center)	7 15/16"	7 13/16"	8"	7 7/8"


Installation of, and Cylinder Head Tightening Sequence When installing a cylinder head, always use a New gasket. Make sure the cylinder head and cylinder block are free from carbon and dirt. Inspect your bolts or studs and nuts carefully. Replace any hardware that is corroded, stretched, thread damaged or stressed in any way. Don't forget to use sealant on all head bolts and studs before installation (We recommend our Thread Sealant Part #APTSG).

Tighten the head bolts in sequence as shown in the illustration (right), by drawing all bolts or stud nuts down evenly.

Repeat this operation until all bolts or nuts are tight. Use a torque wrench and tighten bolts to 65-70 foot-pounds and stud nuts to 52-57 foot-pounds.

Just a note on machine work when either rebuilding or performing a valve job: Make sure you check cylinder head for flatness. Have the head planed if necessary. It's also a good idea to have the head

magnafluxed for stress cracks. Check and clean spark plug holes and watch for cross threaded holes. When installing New spark plugs, always use anti-seize on the threads and hand tighten with a wrench to snug. Do not torque to over 32 foot-pounds.



### Chrysler Six Cylinder Industrial Engines



An indispensable manual for any engine work and as an engine parts reference

Models Ind. 5, 6, 7, 8, 5A, 6A, 7A, 8A Maintenance and Parts Manual

Covers 218, 230, 237, 251 flathead six cylinder engines. Instructions to operation, lubrication and maintenance for all Chrysler flathead six cylinder engines. Also includes complete rebuilding, exploded parts view diagrams and instructional illustrations. 129 pages.

Part #RBK-385 **\$28**

**\*\*more books & manuals near end of catalog\*\***

### Oil Level Indicator

Vehicle Type: (B,C-late),(D 1946-60)

• NOS Dipstick tube type - (Limited quantity)

Part #CC1088009 **\$25**

• New Dipstick w/tube

Part #NDR2308 **\$35**

### NOS Oil Dipstick & Tube

Vehicles Type: E,F

• Oil Dipstick

Part #CC1092733 **\$15**

• Oil Dipstick Tube

Part #CC1092734 **\$10**

• Oil Dipstick Tube Mounting Bracket

Part #CC1271091 **\$2.50**

### NOS Engine to Oil Filter Tube (Lower)



Vehicle Type: B,C

Part #CC922131 **\$10**

### USED Military Jr. Oil Filter Housing



Vehicle Type: (A-late)B,C,(D-M601),E,F  
Can be used on any Flathead 6

(includes mounting straps)

Part #CC920258U **\$75**

### New Oil Filter Element



Vehicle Type: D (1961-71)  
(251 Engine Only)

Part #CC1821552 **\$14**

### New Military Jr. Oil Filter Element



Vehicle Type:(A - late)B,C,(D M601 ),E,F

Part #CC921178 **\$15**

### New Oil Pan Drain Plug

(Fits all Flathead 6 engines)



• Plug Part #CC50722 **\$10**



• Magnetic Plug Part #CC50722-M **\$20**



• Gasket Part #CC105456 **\$1**

### New Oil Filter Element



Vehicle Type: D (1946-1960)  
(sock type, 230 engine)

Part #CC676575 **\$18**

### NOS Oil Filter Element (early-non Mil Jr.)



Vehicle Type: A

Part #CC677218 **\$10**

### USED WWII WC Oil Filter Bracket



• Vehicle Type: (A late T-211 & all T-215 )B,C  
Part #CC920261 **SOLD OUT**

### USED M37/M43 Oil Filter Bracket



• Vehicle Type: E  
Part #CC1270506 **\$15**

### New Oil Hose Sets



• Vehicle Type: A(early) - For WC 1/2 Ton w/o Mil Jr. Oil Filter  
⑤ CC594062 (1), ④ CC655074 (2) Part #OHS1106 **\$59**

• Vehicle Type: (A late),B,C - For All WC w/Mil Jr. Oil Filter  
④ CC655074 (2), ③ CC920274 (1) Part #OHS1107 **\$65**

• Vehicle Type: E,F - All M37 and Variants  
② CC1188079 (2) Part #OHS1105 **\$40**

① Long Oil Hose - Use as needed Part #LOH1 **\$20**



# GROUP 1: ENGINE - FLATHEAD 6



## Quick Tip 2: Replacing an Oil Pump

Any special procedures required for replacing my oil pump?

It's very important to prime the oil pump prior to installation. Before you start the engine, remove the oil pump and completely submerge oil pump in clean oil. Turn the shaft by hand until there are no more air bubbles. Reinstall the pump with a New gasket. Fill the engine with fresh oil. Disconnect the coil wire and crank the engine until you have pressure on the gauge. Reinstall the coil wire and start the engine.

### New 214N Alloy Steel Valves



Recommended for today's fuels.

#### • New Intake Valves

-230/218 Engines Part #CC868886  
-237/251 Engines Part #CC870046

**\$16.50 each**

#### • New Exhaust Valves

-230/218 Engines Part #CC954302S  
-237/251 Engines Part #CC954261S

**\$16.50 each**

**\$22 each**



### Valve Seats

• New Hardened Alloy Exhaust Valve Seats  
-230/218 Engines - Part #CC868888A  
**\$42/set**

• New Hardened Alloy Intake Valve Seats (Block must be machined to accept seats)  
-230/218 Engines Part #NHAIVS-230 **\$36/set**  
-237/251 Engines Part #NHAIVS-251 **DISCONTINUED**

• NOS Cast Iron Exhaust Valve Seats  
-.010 U.S. 237/251 Engines  
Part #CC666013 **\$24/set**

**NOS Valve Spring Retainers**  
(Fits all Flathead 6)  
Part #CC395930  
set of 12 **\$18**



**NOS Valve Spring Retainer Locks**  
(Fits all Flathead 6)  
Part #CC395931  
**\$1.50 ea or set of 24 \$36**



### Valve Springs, Tappets & Guides

Fits All Flathead 6 Engines



• New Iron Valve Guide (specify: intake or exhaust) Part #CC600746 **\$5 each**  
Set of 12 (6 intake, 6 exhaust) **\$60**

• NOS Valve Tappet Adjusting Screw  
Part #CC681544 **\$5 each**

• NOS Valve Tappets w/screw 0.630" diameter (0.008 oversize)  
Part #CC1123383 **\$12 each**

• NOS Valve Springs  
Part #CC869449 **\$7.50 each**

• New Performance Cam Valve Springs  
Part #HPS2108 **\$9.50 each**

### Flathead 6 Oil Pumps



• New Oil Pump (Higher volume)  
Vehicle Type: A,B,C,D  
Part #CC601269-H **\$249**

• NOS Oil Pump (offset tang)  
Vehicle Type: E,F  
Part #CC1327325 **\$245**

• NOS Oil Pump to Block Gasket  
Vehicle Type: ALL  
Part #CC695442 **\$1**

• New Insulator Rear Engine Support (Lower)  
Vehicle Type: E,F  
Part #CC1269525 **\$7.50 each**

• NOS Engine Mounting Rear Spacer  
Vehicle Type: E,F  
Part #CC1269528 **\$8 pair**

• New Engine Upper Rear Motor Mount  
Vehicle Type: A  
Part #CC593308 **\$24 pair**

• New Lower Rear Motor Mount  
Vehicle Type: A,(D,E,F on T-Case)  
Part #CC593309 (2 required) **\$10 ea**

• New Rear Engine Support Mounting Spring  
Part #CC588825  
Vehicle Type: B,C,D **\$12 pair**

• Front Engine Support  
Vehicle Type: E,F  
Part #CC1268724 **\$20**

• NOS Vehicle Type: B,C,(D-230 only)  
Part #CC924123 **\$15**

### NOS Valve Tappet With Screw



Fits all Flathead 6 Engines  
Replaces Part# CC670508

• STD (LIMITED QUANTITY)  
Part #CC866891 **\$25**

### New Insulator Rear Engine Support

(Replaces early style fiber mount #CC588771 on Vehicle Type B,C,D)

Vehicle Type: B,C,D,E,F  
Part #CC1269527 **\$7.50 each**



### New 218/230 Engine Front Motor Mount

Replaces CC14805372, G741-7351297, CC1115744, CC1405372  
Part #CC671146 **\$48**



### New 251 Engine Replacement Front Motor Mount


Vehicle Type: D (1961-71)  
Replacement Front Motor Mount (NOTE: STUDS ARE NOT OFFSET. MAY REQUIRE SLIGHT MODIFICATION OF MOUNTING HOLES)  
Part #CC1115744-R **\$40**



### NOS Flywheel with Ring Gear Assembly

(8 bolt 146 teeth)  
10" clutch

Vehicle Type: B,C,D,E,F  
Part #CC871686 **\$75**



### Flywheel Ring Gear

• NOS 146 tooth  
Vehicle Type: B,C,(D 1945-55),E,F  
Part #CC393077 **\$40**



• New 172 tooth  
Vehicle Type: D 1956-71  
Part #CC1673646 **\$60**

### USED Flywheel Bolt

Fits all Flathead 6 Engines  
Part #CC871685 **\$5 each**



### Piston Sets

• New Heavy Duty Piston Sets

Available in STD, .020, .030, .040, .060



-230/218 (3 1/4" bore)  
Set of 6 **\$185**


-237/251/265 (3 7/16" bore)  
Set of 6 **\$235**

• NOS Surplus Piston Sets

Please call for availability of sizes.

Set of 6 **\$75**

### New Piston Ring Sets



Available in:  
STD, .010, .020, .030, .040, .060

• 230/218 (3 1/4" bore) Set of 6 **\$99**

• 237/251/265 (3 7/16" bore) Set of 6 **\$99**

### NOS 230/218 Piston Ring Set



3 1/4" bore

• STD. [ORD #7347580]  
Part # CC986869 **\$50**

• .020 over [ORD #7347581]  
Part # CC986871 **\$50**

• .030 over [ORD #7347582]  
Part #CC986872, CC1315462 **SOLD OUT**

### NOS 237/251/265 Piston Ring Set



For Pistons with two 3/32 top grooves and two 5/32 bottom grooves

3 7/16" bore

• .020 oversize  
Part #CC1653309, CC2421707  
Set of 24 **\$50**

• .030 oversize  
Part #CC1104983, CC1843372, CC2421708  
Set of 24 **\$50 SOLD OUT**

• .040 oversize  
Part #CC1653310 Set of 24 **\$50**

# GROUP 1: ENGINE - FLATHEAD 6

## New Flathead 6 Piston Pin Bushings



Replaces CC1328790

Part #CC954157

set of 6 **\$55**



## NOS Engine Repair Sleeve

for .020 over pistons, 218/230 6 cyl.

Part #CC902805 **\$15**

## NOS Breather Pipes



• Vehicle Type: A-Early T-207 (except radio models) 2 slightly different styles available

Part #CC644889 **\$35**



• Vehicle Type: (B,C late style breather for late T-214 block with bolt-on type tube)

Part #CC1088011 **\$35**



• Vehicle Type: Chrysler Industrial Engine Only

Part #CC1678072 **\$35**



• Vehicle Type: (B,C early 6 volt)

Part #CC921194 **SOLD OUT**

• Vehicle Type: B (early 12 volt only)

Part #CC921195 **SOLD OUT**

## NOS Oil Filler Pipe



Vehicle Type: E,F

Part #CC1092768 **\$35**

## NOS Oil Filler Pipe



Vehicle Type: D

Part #CC1189248 **\$35**

## NOS Breather Pipe Bracket



Vehicle Type: B,C (Late Style)

Part #CC928838 **\$5**

## New Breather Pipe Cap



(Decal Sold Separate) Vehicle Type: A

Similar to original Part #CC919094-N **\$25**



## NOS Breather Pipe Cap

Vehicle Type: D,E,F

Part #CC1092771 **\$20**

## Rear Main Seal Package

(For Flathead 6 Engines)



• NOS Bolt Rear Main Seal with New Gasket Part #CC996378 **\$25**

• New Neoprene Rear Main Seal Part #CC1450866 **\$59**

## Camshafts



• NOS 230/218 Engines (early) 1" Hub Diameter Part #CC601266 **\$150**

• NOS 230/218 Engines (late) 1 1/8" Hub Diameter Part #CC869997 **SOLD OUT**

• NOS 237/251 Engines (late) 1" Hub Diameter Part #CC1530201 **\$150**

• New HIGH PERFORMANCE CAM (Custom ground for more duration) Includes heavy duty valve springs. 1" Hub Diameter - Specify engine size (218/230) or (237/251) Part #HPCE1308 **\$425/set**

## NOS Camshaft Thrust Plate



(For Flathead 6 Engines)

Part #CC600786

**\$5**

## USED Camshaft Sprocket Oil Tube & Clip



(For Flathead 6 Engines)

-Oil Tube Part #CC600787 **\$25**

-Clip Part #CC120520 **\$25**

## NOS Camshaft Sprocket Hub



(For Flathead 6 Engines)

• 1" diameter - Part #CC691758 **\$40**

• 1 1/8" diameter - Part #CC869998 **\$45**

## New Camshaft Bearing Set



(For Flathead 6 Engines)

• 230/218 Engines Part #CC996438 **\$51/set**

• 237/251 Engines Part #CC1056018 **\$55/set**

## New Connecting Rod Bearing Sets



(For Flathead 6 Engines)

Available in STD, .010, .020, .030, .040 - (specify size)

• 230/218 Engines: Part #NCRB4208 **\$159/set**

• 237/251 Engines: Part #NCRB4209 **\$189/set**

## NOS Connecting Rod Bearing Sets



(For Flathead 6 Engines)

• 230/218 Engines: NOS Connecting Rod Bearing Set

-.002 (not .020) Part #CC1238555 **SOLD OUT**

-.030 Part #CC996435 **\$79/set**

• 237/251 Engines: NOS Connecting Rod Bearing Set

-.010 Replaces CC1056020 Part #CC1057765 **\$89/set**

-.030 Part #CC1056023 **SOLD OUT**

## New Crankshaft Main Bearing Set



(For Flathead 6 Engines)

• 230/218 Engines (specify size: STD, .010, .020, .030, .040) Part #NCSB4210 **\$215/set**

• 237/251 Engines (specify size: STD, .010, .020, .030) Part #NCSB4211 **\$239/set**

## NOS Crankshaft Main Bearing Set



(For Flathead 6 Engines)

230/218 Engines:

• STD. Part #CC996379 **\$98/set**

• .030 Part #CC996433 **\$98/set**

237/251 Engines:

• .020 Part #CC1056027 **\$108/set**

• .040 Part #CC1056029 **\$108/set**

## USED Crank Shaft (within tolerance)



Have casting #

when ordering

Part #CC870001 **\$550**

• 230 cu. in.

• 251 cu. in.

Part #CC1679620 **\$550**

## NOS Flathead 6 Lower Crankshaft Pulley



• Cast iron or Stamped

Vehicle Type: A,B,C,D

Part #CC633735

Call for Price & Availability

• Stamped

Vehicle Type: E,F

Part #CC1319384 **\$60**

• Pulley Hub

Vehicle Type: E,F

Part #CC1319385

Call for Price & Availability

• Crank Pulley Hub Speedi-Sleeve

Vehicle Type: A,B,C,D,E,F

Part #SS500128 **\$68**

## NOS Crankshaft Starting Jaw



Vehicle Type: A,B,C,D,E,F

Part #CC583801 **\$7.50**

## New Pilot Bushing



Vehicle Type: A,B,C,D,E,F

Part #CC53298 **\$7.50**

## 230/218 Crankcase Ventilation Tube & Fitting Kit



Includes PCV Valve

(Can be adapted to most flatheads with minor intake manifold modification)

• New Vehicle Type: B,C,D (Specify 230 or 251 engine)

Part #CC928409K **\$89**

• USED Vehicle Type: E Part #CC1272090K **\$89**

## New Flathead 6 Crankcase Vent Valve (PCV)



Vehicle Type: B,C,D,E,F

Replaces #CC928411

Part #RCVV27 **\$35**

## NOS Crankcase Breather Assembly



Vehicle Type: (B,C-late)

with cap & Decal

For use with Breather Pipes:

CC928746 & CC1088011, CC1088012

Part #CC928745 **\$45**

## Flathead 6 Crankcase Vent Fitting

-USED

Vehicle Type: (B,C-late),D,E,F

Part #CC928410 **\$10**

-New Vent Fitting Gasket

Vehicle Type: (B,C-late),D,E,F

Part #CC301034 **\$2**

## NOS Engine Front Oil Seal Plate



Vehicle Type: ALL

Part #CC688309 **\$42.50**

# GROUP 1: ENGINE - FLATHEAD 6

## NOS Flathead 6 Engine Connecting Rod Assemblies



• [ORD #7351228] Fits # 1,3,5 cylinders (7 13/16" ctr to ctr) 230 cu. in.; single tappet oiling hole.

Vehicle Type: A,B,C,D,E

CALL FOR AVAILABILITY Part #CC954376 **\$60**

• [ORD #7351230] Fits #2,4,6 cylinders (7 13/16" ctr to ctr) 230 cu. in.; casting #954408; single tappet oiling hole.

Vehicle Type: A,B,C,D,E

CALL FOR AVAILABILITY Part #CC954377 **\$60**

• Fits all cylinders (8" ctr to ctr) casting #665679 -237 cu. in.; 228 Canadian industrial

Vehicle Type: (B-Canadian only), 1939-53 2WD

CALL FOR AVAILABILITY Part #CC1112764 **\$60**

• Fits all cylinders (7 7/8" ctr to ctr) casting #954428. (251 cu. in. only)

Vehicle Type: D,F

CALL FOR AVAILABILITY Part #CC1112765 **\$60**

## NOS Flathead 6 Connecting Rod Hardware (bolts for 218/230 engines only)



• BOLT Part #CC868921 **\$8 ea**  
• NUT Part #CC860671 **\$1 ea**

## Flathead 6 Oil Pans



• USED 230/218 Engines Part #CC954095 **\$55**

• NOS 237/251 Engines Part #CC1403032 **\$95**



## Quick Tip 3: Engine Oil Service Recommendations:

Oil is the lifeblood of your engine, so using the correct type & viscosity is just as important as changing it regularly. Back when your Power Wagon was new, it would have used SAE 30W non detergent. Oil technology has changed since then. For mild operating temperatures we'd recommend using a 10W30. Keep in mind that no 2 flat head six cylinder engines are the same and yours may hold more consistent oil pressure with a particular viscosity or even brand of oil. While you may be tempted to use Newer synthetic type or synthetic blend oils, we don't recommend doing so. Synthetic oils are generally considered good for engines, but the seals, gaskets and tolerances in the old flat head six just aren't right or tight enough for synthetic oils and you may experience more leaks than normal.

## Flathead 6 Engine Head Gasket

- NOS 218/230 Engine without extra water jacket hump Part #CC859224 **SOLD OUT**
- NOS 218/230 Engine with extra water jacket hump Part #CC1326318-N **\$40\***
- New 237/251 Engine with extra water jacket hump Part #CC2205504-N **\$75\*** (\*works on engines without hump)



## USED Buildable 230 Engine Core

Contact us for details

Part #BEC230

CALL FOR PRICE & AVAILABILITY

## New Complete Engine Gasket Set

Note: Rear main seal sold separately!

Includes: all gaskets & timing cover seal. Head gaskets have an extra "hump" for water jacket at front of head but will work on engines without water jacket hump.



• 218/230 Engine Gasket Set Part #CC996337 **\$108**  
• 237/251 Engine Gasket Set Part #CC2240309 **\$139**

## NOS & USED Flathead 6 Engine Cylinder Heads

- NOS 218/230 Engines w/o extra water jacket "hump" Part #CC870066 **\$250**
- USED 218/230 Engines w/o extra water jacket "hump" Part #CC870066-U **\$135**
- USED 230 Engines w/extra water jacket "hump" Part #CC1320139-U **\$135**

• 237/251 Heads

CALL FOR PRICE & AVAILABILITY

## Flathead 6 Cylinder Head Studs & Bolts

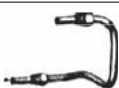


- New Head Bolt (1/2" hex) Part #CC666014 **\$3**
- New Head Bolt (11/16" hex) Part #CC666014-N **\$5**
- New Cylinder Head Stud Part #CC642440 **\$4.50**
- New Cyl. Head Nut Part #CC662946 **SOLD OUT**
- New Cyl. Head Stud (long)-for bolt-on accessories Part #CC642440-LAN **\$4.50**
- NOS Original Cyl. Head Stud Part #CC642440-O **SOLD OUT**

## New Flathead 6 Oil Pan Gasket Set



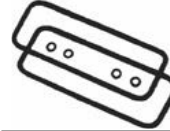
- 230/218 Engines Part #CC933438 **\$20**
- 237/251 Engines Part #CC933439 **\$20**



## NOS Flathead 6 Oil Outlet Pipe

Vehicle Type: ALL Part #CC665806 **\$15**

## Flathead 6 Valve Cover Gasket Set



- NOS 230/218 Engines Part #CC980583 **\$15**
- New 237/251 Engines Part #CC980584 **\$15**

## NOS Flathead 6 Valve Cover




- 218/230 Part #CC600881 **\$10**
- 237/251 Part #CC665689 **\$10**

## USED Flathead 6 Valve Cover Screw



Vehicle Type: ALL Part #CC693958 **\$2**



## New Flathead 6 Freeze Plug Set

Vehicle Type A,B,C,D,E,F Part #SFP001 **\$12**

## Flathead 6 Timing Chain, Gaskets, & Seals



- Timing Chain Vehicle Type: ALL -1" wide link type w/stiffener Part #CC601765 **\$89**
- Timing Chain Vehicle Type: ALL -1" wide link type Part #CC1630050 **\$89**
- Timing Chain Vehicle Type: ALL -1/2" wide link type Part #CC1946957 **\$89**
- Inner Timing Chain Plate Gasket - Vehicle Type: ALL Part #CC695441 **\$4.50**
- Timing Cover Gasket Vehicle Type: ALL Part #CC600752 **\$4.50**
- Timing Cover Seal Vehicle Type: ALL Part #CC891448 (early) / #CC1088602(late) **\$9**

## Flathead 6 Camshaft Timing Gears

- NOS 1" wide link type w/stiffener Vehicle Type: ALL Part #CC601757 **\$65**
- NOS 1/2" wide link type Vehicle Type: ALL Part #CC1946959 **\$5**
- New 1" wide link type Vehicle Type: ALL Part #CC1630052 **\$85**

## NOS Flathead 6 Crankshaft Timing Gear

- 1" wide link type w/stiffener Vehicle Type: ALL Part #CC601760 **\$45**
- 1/2" wide link type Vehicle Type: ALL Part #CC1946958 **\$45**
- 1" wide link type Vehicle Type: ALL Part #CC1630051 **\$65**

## USED Flathead 6 Metering Valve Tube

Vehicle Type: E,F Part #CC1272090 **\$20**

## New Engine Water Distribution Tube

- New Stainless Steel Water Distribution Tube - 230 & 218 Engines Part #CC637432 ~~\$69~~ **\$55**
- 237 & 251 Engines Part #CC954281 ~~\$75~~ **\$59**

**New Water Distribution Tube Puller** (attaches to standard 1/2" fine thread slide puller) Part #NTP211 **\$39**

# GROUP 1: ENGINE - FLATHEAD 6 - FLATHEAD 6 CONVERSION

## New Engine Starting Hand Crank



- Hand Crank - for models without winch Vehicle Type: A,B,C,D (too short for M37) Part #CC561973 **\$30**
- Hand Crank - for models with winch Vehicle Type: A,B,C,D,E,F (also used on non-winch M37 models) Part #CC598306 **\$47**



## New Radiator & Engine Block Drain Cock (Screw-type)

Vehicle Type: ALL  
Part #CC103647 **\$8**



## New 251 Thermostat Housing (straight)

Vehicle Type: (D 1961-71 w/251)  
Also Fits 1948-53 2WD  
Part #CC1142442 **\$59**



## NOS Flathead 6 Thermostat Housing

Vehicle Type: E,F  
Part #CC1320130 **\$25**

## NOS Flathead 6 Thermostat Housing Gasket



Vehicle Type: A,B,D,C,E,F  
Part #CC50082 **\$2.75**

## New Intake/Exhaust Manifold Mounting Kit

(specify 230 or 251)



### Includes:

- (2) Studs (230 only) Part #CC103203
- (2) Studs (251 only) Part #CC669922
- (11) Studs Part #CC51561 (CC51561 replaces CC623369)
- (4) Washers Part #CC391287
- (4) Washers (Brass) Part #CC623368
- (9) Nuts (Brass) Part #CC956491
- (4) Tapered Nuts Part #CC623370

• 230 Eng. Manifold Mounting Kit Part #NMHK335508-230 **\$68**

• 251 Eng. Manifold Mounting Kit Part #NMHK335508-251 **\$68**

## New Exhaust Manifold Tapered Nut Set



Keeps your exhaust manifold from cracking from heat expansion (for Flathead 6 engines)

Part #CC623370 set of 4 **\$18**



## New Exhaust Manifold Tapered Brass Washer Set

Part #CC623368 set of 4 **\$20**



## New Exhaust Manifold Shaft & Adjustment Plate

218/230 Mfids. Part #CC614976 **\$32**



## New Heat Control Valve Plate

218/230 Mfids. Part #CC604504 **\$8**

## Flathead 6 Intake, Exhaust Manifolds, Gaskets & Bolts



(add \$20 for rust proof coating on reconditioned manifolds)

• Reconditioned NOS Manifold Assembly - 218/230 (exhaust dumps behind 6th cylinder) Vehicle Type: B,C,(D-1946-50),E (uses NOS Int. & Exh. Manifold) Part #CC1067126 **\$495**

• Reconditioned Manifold Assembly - 218/230 (exhaust dumps between 5th and 6th cylinder) Vehicle Type: D 1951-60 (uses NOS Int. Manifold) Part #CC1314398A **\$375**

• Reconditioned NOS Exhaust Manifold - 218/230 (exhaust dumps behind 6th cylinder) Part #CC622497 **\$395**

• NOS Intake Manifold - 218/230 Vehicle Type: B,C,D,E Part #CC1066051 **\$125**

• New Manifold Gasket Set - 218/230 Part #CC780460 **\$18**

• New Intake to Exhaust Gasket - 218/230 Part #CC601420 **\$6**

• New Manifold Gasket Set - 237/251 Part #CC760462 **\$16**

• New Intake to Exhaust Gasket - 237/251 Part #CC666352 **\$7**

• New Intake to Exhaust Bolt (4 required) - 218/230 Part #CC317942 **\$2.25 ea**

## Oil Pressure Relief Valve Parts

Fits Flathead 6 Engines (218, 230, 237, 251, 265)



• New Flathead 6 Oil Pressure Relief Valve Plunger -1/2" diameter Part #CC677263 **\$12**

• NOS Flathead 6 Oil Pressure Relief Valve Plunger -5/8" diameter Part #CC1142998 **\$12**

• New 5/8" Oil Pressure Relief Valve Spring - Heavy (Black) Replaces CC1119995, CC1119994 Part #CC1119996 **\$25**

• NOS 1/2" Oil Pressure Relief Valve Spring - Heavy (Green) Replaces CC617672, CC617673 Part #CC619057 **\$25**

• New Oil Pressure Relief Valve Gasket Part #CC618622 **\$1**

• USED Oil Pressure Relief Valve Cap Part #CC618621 **\$9**

## Coppercoat - 9 oz Head Gasket Spray



Part #NACCS

**\$14.50**



Thread Sealant - 4 oz Part #APTSG **\$14.00**

Form-A-Gasket - 16 oz Use with or without a gasket Part #APFAG **\$12.95**



Permatex 2 Form-A-Gasket Sealant-1.5 oz Part #APP2FAG **\$3.95**

## FLATHEAD 6 CONVERSION

### New Dual Exhaust 230 Headers



(Requires use of electric fuel pump & mechanical block-off plate)

Part #DEH22 **\$525**  
**CLOSE OUT!**

### New Dual Exhaust 251 Headers



(Requires use of electric fuel pump & mechanical block-off plate)

Part #DEH251 **\$550**  
**DISCONTINUED**

### New Intake Manifold Heat Plate Adapter

(Required for use with headers)



• New Aluminum Manifold Heat Plate Adapter For 230 Engines Part #IMHPA **\$55**



• New Aluminum Manifold Heat Plate Adapter For 251 Engines Part #IMHPA251 **\$55**

### New Offenhauser Dual Carburetor Intake Manifold



Dual Carburetor Intake Manifold for all Dodge 230/218 engines. Part #NODIM7208 **\$335**

### New M37 V8 Motor Mount Conversion Set



Specifically built for early 318 LA blocks only. For use with 318 LA Hydraulic Bellhousing casting #2235714 & NP435 Transmission. Includes rubber insulators. (Some modification may be required to maintain optimum driveline angle)

Vehicle Type: E,F  
Part #M37V81 **\$250**

### New Power Wagon & WC V8 Motor Mount Conversion Set



Adaptable to most versions of LA small block Mopar V8 (318-360) For use with 318 LA Hydraulic Bellhousing casting #2235714 & NP435 Transmission.

(Some modification may be required to maintain optimum driveline angle)  
- Spacers included for LA front motor mount boss variations

Vehicle Type: B,C,D  
Part #PWV81 **\$595**

## Reconditioned/New 10" Clutch Kit

Includes:

- REC 10" Disc-1" input shaft-10 spline-(CC921349)
- REC 10" Pressure Plate-(CC586783)
- New Pilot Bushing(CC53298)
- New T.O. Release Bearing(CC581499)
- New Pull Back Spring (CC573318)



Vehicle Type: A,B,C,D (up to 1956),E,F  
Part #CK10A **\$295 + \$110 Core Charge**

## New/Reconditioned Clutch Discs

\*\*\*\$50 core charge on New/REC Clutch Discs\*\*\*



Vehicle Type: A,B,C,D(up to 1956),E,F

- 10" REC Disc, 1" input shaft - 10 Spline Part #CC921349 **\$120**
- 10" New Disc, 1" input shaft - 10 Spline Part #CC921349-N **\$110**

Vehicle Type: D(1956-71)

- New 11" Disc, 1" input shaft - 10 Spline Part #CC1933465 **\$110**

Vehicle Type: Heavy duty & misc

- 11" Disc, 1 3/8" input shaft - 10 Spline Part #LCDL21 **\$95**



## Reconditioned Clutch Pressure Plate

\*\*\*\$60 core charge on REC pressure plates\*\*\*

- REC 10" Vehicle Type: A,B,C,D(up to 1956),E,F Part #CC586783 **\$125**

- REC 11" 3 finger Vehicle Type: D(1956-71) Part #CC1785876 **\$125**

- REC 11" 4 finger Vehicle Type: Heavy duty & misc Part #LL4PP24 **\$125**

## New Pilot Bushing

Vehicle Type: A,B,C,D,E,F  
Part #CC53298 **\$7.50**

## Clutch T.O. Release Bearing

Vehicle Type: A,B,C,D,E,F

- New-Bearing Part #CC581499 **\$45**

- NOS-Bearing Sleeve Part #CC581500 **\$24**

- New-Pull Back Spring Part #CC573318 **\$11**



## NOS Clutch Pedal to Frame Bracket

Bushing(s) included

- Vehicle Type: B,C,D Part #CC921686 **\$35**



- Vehicle Type: E,F Part #CC1269594 **\$35**

## Clutch Pedal Rod

Vehicle Type: E,F

- Part #CC1269598 **Call for Price & Availability**



## NOS Clutch Adjusting Collar

Vehicle Type: A,E,F  
Part #CC33106 **\$15**



## NOS Clutch Pedal Return Spring



Vehicle Type: ALL  
Part #CC563753 **\$10**

## New Clutch Pedal Pull-Back Spring Reinforcement Bracket



Vehicle Type: B,C,D  
Part #CC921838 **\$10**

## Clutch Pedal Shaft



New-Vehicle Type: A,B,C,D Part #CC921839 **\$25**  
NOS-Vehicle Type: E,F Part #CC1269600 **\$12**

## NOS Clutch Release Fork Lever (upper)



[ORD #7373665] Vehicle Type: E,F  
Part #CC1269626 **\$20**

## NOS Clutch Pedal Draft Pad



Vehicle Type: A,E,F, 1939-47 2WD  
Part #CC899473 **\$25 pair**

## New Clutch or Brake Pedal Draft Pad (Laminated Leather)



Vehicle Type: B,C,D  
Part #CC991077 **\$10 pair**

## NOS Clutch Pedals



- Vehicle Type: E,F Part #CC1269592 **\$50**
- Vehicle Type: B,C,D Part #CC921687 **\$50**

## New Clutch/Brake Pedal Cover Pad Set

Vehicle Type: A,B,C,D, 1939-53 2WD Part #CC1272605 **\$25 pair**

## Clutch Forks



- USED Vehicle Type: A,B,C,D Part #CC561537 - **Call for price & availability**

- NOS Vehicle Type: E,F Part #CC1272226 **\$45**

## New Clutch & Brake Pedal Repair Kit (9 piece)



- Vehicle Type: B,C Part #KRBCP01 **\$55**

- Vehicle Type: D-1946-(56 early) Part #KRBCP02 **\$55**

- Vehicle Type: D(late 1956-71) Part #KRBCP03 **\$55**

## New Clutch Fork Bushings



Individual bushings are 3/4" ID and are 3/4" long with .030 wall thickness  
**2 short bushings (pair) replaces original long**

- Release Fork Bushing (short) Vehicle Type: A,B,C,D,E,F Part #CC50519 **\$7.50 each**

- Clutch Pedal Bracket Bushing Vehicle Type: B,C,D Part #CC580902-N **\$15 pair**

- Fork Flange Bushing Vehicle Type: ALL Part #CC306770 **\$15 pair**

- Clutch Pedal Bracket Bushings Vehicle Type: E,F Part #CC1269602 **\$15 pair**

## NOS Fork Flange Assembly



Includes bushing  
Vehicle Type: ALL  
Part #CC56812 **\$30**

## Clutch Bellhousing



- USED Vehicle Type: A Part #CC592386 **\$150**
- USED Vehicle Type: B,C,(D up to early 1956) Part #CC921197 **\$150**

- USED Vehicle Type: D-late (1956 & up with NP420 Synchro Trans only.) Part #CC1786131 **\$150**

- NOS Vehicle Type: E,F Part #CC1269428 **\$200**

## NOS Clutch Housing Pan



- Vehicle Type: A,B,C,D Part #CC561084 **\$30**

- Vehicle Type: E,F Part #CC1269491 **\$30**

## NOS Clutch Pan Dust Seal Plate



may require slight modification for some models

Vehicle Type: (A,B,C,D-replaces CC561083),E,F [ORD #8330475] Part #CC1393862 **\$20**

## New W-Series Clutch Master Cylinder



Vehicle Type: G,H  
Part #CC2230502 **\$140**

## New W-Series Clutch Slave Cylinder



Vehicle Type G,H  
Part #CC2238549 **\$62**

## New W-Series Clutch Boot



-225/318 engines 1961-68

Vehicle Type: G,H  
Part #CC1927348 **\$25**

## New 10" 23-Spline Clutch Kit



1" input shaft

Includes: Disc (CC2233163), Pressure Plate (CC1936135), T.O. Bearing, Pilot Bushing & Alignment tool.

Fits many D100-300, W100-300 & several other Mopar applications (call for more info) Vehicle type: G,H

Part #CK10G **\$280 + \$100 core**

## New 11" 23-Spline Clutch Kit



(Diaphragm Type Clutch)  
1" input shaft

Includes: Disc (CC1933465), Pressure Plate (CC1785876), T.O. Bearing, Pilot Bushing & Alignment tool.

Fits many D100-300, W100-300 & several other Mopar applications (call for more info) Vehicle type: G,H


Part #CK11G **\$280 + \$100 core**

# GROUP 3: FUEL

## New Stainless Steel Power Wagon Fuel Tank

- Will work with original straps
- Pressure and leak tested
- 5 bolt fuel gauge pattern
- 18 gallon capacity

Includes all screws!



• Can be used with early fuel sending unit

• 1951 and later requires our replacement bolt-in sending unit.

**NOTE:** Installation requires loosening of bed bolts & may require use of additional mounting insulators. Call or email for details.

Replaces CC1189807  
Vehicle Type: D (1946-50)

Replaces CC1273825  
Vehicle Type: D (1951-71)

New Stainless Steel Power Wagon Fuel Tank Part #CC1189807-SS **\$799**

## New M37/M43 Stainless Steel Fuel Tank



This tank can be installed while still using the original hardware: sending unit, fuel pickup, fuel tank straps and screws. *It can also be mounted with slight modifications to our reproduction fuel tank straps (CC1269319-N & CC1269318-N)* Includes pickup vent and all screws. Vehicle Type: E,F

New M37/M43 Stainless Steel Fuel Tank Part #CC1269308-SS **\$1019**

### New M37/M43 Fuel Sending Unit



Gasket Included  
Vehicle Type: E,F

with Packard Connectors

WORKS WITH 12 VOLT & 24 VOLT FUEL GAUGES

[ORD #7728857] Part #CC1268987 **\$59**

### New Sending Unit Access Plate



Vehicle Type: E,F  
Part #CC1277517 **\$22.50**

### New M-37 Fuel Pickup



• New M-37 Fuel Pickup with Fording Vent & Filter-CC1501596 Part #CC1392181 **\$179**

• New M-37 Fuel Pickup without Fording Vent & Filter Part #CC1273761 **\$75**

• Fuel Pickup Gasket Part #CC1273810 **\$7.50**

• Fuel Pickup Screws (requires 10) **\$0.75ea**

### New Weber Linkage Rod



6-1/2" to 7-1/2" length

For use with official Weber and universal aftermarket configurations

Part # DCW270-LK **\$30**

### New Early Power Wagon Fuel Tank Filler Neck

- Made from 16 gauge steel (original was 20 gauge)
- 3/8" vent tube
- Bung very close to original and will fit New and original caps



Vehicle Type: D (1946-1950)  
Part #CC1189311-N **\$175**

### New Fuel Sending Unit



(single terminal, for black face gauge)  
Vehicle Type: D(late 1956 & up)  
Replaces CC1274063, CC2448819  
• 5-Bolt Fuel Sending Unit (Gasket Included) Part #CC2448819-5B **\$125**

Screws Sold Separately

• Lock-Ring Fuel Sending Unit (O-Ring Included) Part #CC2448819-LR **\$125**

### New Fuel Sending Unit



Vehicle Type:  
(A T-207, T-211),(D 1946-'50),  
1939-47 2WD

(two terminal)  
Gasket Included  
Screws Sold Separately

Replaces CC914290, CC1188955  
Part #CC1188955-N **\$149**

### New Sending Unit Access Plate



Vehicle Type: B,C,(D 1946-50)  
Part #CC991135 **\$10**

### New Fuel Sending Unit

(single terminal, for grey face gauge)  
Vehicle Type: (D 1951-early 56),1948-53 B-Series 2WD  
Replaces CC1260734



Screws Sold Separately

• 5 Bolt Fuel Sending Unit (Gasket Included) Part #CC1274063-5B **\$125**

• Lock-Ring Fuel Sending Unit (O-Ring Included) Part #CC1274063-LR **\$125**

### New Fuel Sending Unit

Resistor on dash gauge required for 12 volt units  
Screws Sold Separately  
Vehicle Type:  
(A T-215 only),B,C  
Replaces CC924051

Gasket Included Part #CC919917 **\$95**

### New Fuel Tank Sending Unit Gasket



Vehicle type: A,B,C,D,E,F  
Part # CC245135, CC882903 **\$5**

New Fuel Tank Sending Unit Screw Vehicle Type: All Part #CC121832 **\$0.75 ea**

## New Weber K 550-38 38/38 Progressive 2-Barrel Carburetor

For Engines With More Radical Cam Profiles!

- Mechanical choke
- 400 CFM
- Up To 20% More Horsepower
- 10% Better Fuel Economy



Part #DCW550 **\$595**

### New Weber K 550-M 32/36 Progressive 2-Barrel Carburetor



This carb features a mechanical choke.

Includes: carburetor flange adapter, gaskets & 4.5" X 7" X 2.5" air cleaner.

Be sure to specify whether your accelerator linkage pushes up or pulls down from the bell crank when ordering. Carb is adaptable to most flat head six engines, including cars that have linkage that runs across the top of head.

Part #DCW270 **\$495**

### New Late Power Wagon Fuel Tank Filler Neck

- Made from 16 gauge steel (original was 20 gauge)
- 3/8" vent tube
- Bung very close to original and will fit New and original caps



Vehicle Type: D (1951-1971)  
(Replaces CC1271300) Part #CC1271298-N **\$150**



**New Flat Fender Power Wagon Fuel Tank Hold Down Strap**

Vehicle Type: D

•New Flat Fender Power Wagon Upper Fuel Tank Hold Down Strap Part #CC1189814-N **\$57**

•New Flat Fender Power Wagon Lower Fuel Tank Hold Down Strap Part #CC1189815-N **\$79**



**New M37/M43 Fuel Tank Hold Down Strap**

Vehicle Type: E,F

•New M37/M43 Upper Fuel Tank Hold Down Strap Part #CC1269319-N **\$48**

•New M37/M43 Lower Fuel Tank Hold Down Strap Part #CC1269318-N **\$70**

**New Chrome/Glass In-line Fuel Filter**

Hose & clamps NOT included



Vehicle Type: ALL  
(Fits any 5/16" fuel line.)  
Part #NGF5608 **\$25**



**New Clear Plastic In-line Fuel Filter**

Includes rubber hose & clamps

Vehicle Type: ALL  
(Fits any 5/16" fuel line.)  
Part #NPF5508 **\$10**

**New Metal Body In-line Fuel Filter**

Includes rubber hose & clamps



Vehicle Type: ALL  
(Fits any 5/16" fuel line.)  
Part #NMF5708 **\$8.50**

**New Offenhauser Dual Carburetor Intake Manifold**

Dual Carburetor Intake Manifold for all Dodge 230/218 engines. Part #NODIM7208 **\$575**



**NOS Brass Zenith-Type Fuel Filter Element**



Vehicle Type: A,B,C,E,F  
Part #CC915891 **\$39**



**Rebuilt ETW1 Carter Carburetor**  
Good, rebuildable carb core required to receive core credit.

Vehicle Type: (B,C-late),E,F  
(Also fits type D using elbow CC1795333)

Part #CC929845  
**\$325 + \$100 Core charge.**



**NOS ETW1 Carburetor Body Top (carb horn)**

Vehicle Type: B,C,E,F  
Part #CC1073082 **\$39**



**Rebuilt Zenith Carb (Model 29)**

early WC 3/4 & 6x6  
Good, rebuildable carb core required to receive core credit.

Vehicle Type: (B,C-early)  
Part #CC922260

**\$350 + \$200 Core charge.**



**USED Choke Cable Housing Bracket**

Vehicle Type: A,B,C,(D-early),E,F  
Part #CC651194 **\$25**



**New Throttle Control Ball Joint**

Vehicle Type: B,C,E,F  
Part #CC116425 **\$12.50**



**NOS 1/2 Ton Carburetor Bellcrank Assembly**

(Includes Swivel)

Vehicle Type: A - T215 Only  
Part #CC644884 **\$20**



**NOS ETW1 Carburetor Bellcrank Assembly**

Replaces CC922418 Vehicle Type: B,C,E,F  
(Includes Swivel)  
Part #CC924009-S **\$35**



**Reproduction Throttle Control Bell Crank**

(Includes Swivel)

Vehicle Type: D-early models with square top carb

Part #CC1189372 **\$40**

**USED Throttle Cable Housing Clamp Bracket Assembly**



Vehicle Type: A,B,C,D,E,F  
L-Bracket-CC602069, Clip-CC389413  
Part #CC602069A **\$15**

**New Throttle Return Spring**



Vehicle Type: A,B,C,D,E,F  
Part #CC695436 **\$7.50**

**Reproduction Throttle Lever**



Early models with square top carb.

Vehicle Type: D-early  
Part #CC957798 **\$25**

**Reproduction Throttle Control Lever**



Early models with square top carb.

Vehicle Type: D-early  
Part #CC1190876 **\$10**

**NOS Pedal Linkage to Bell Crank Control Rod**



•Zenith only

Vehicle Type: (B,C-early)  
Part #CC924411 **\$15**

•Carter ETW1

Vehicle Types: (B,C-late),E,F  
Part #CC929852 **\$15**

**NOS Throttle Return Spring Clip**



[ORD #7351211] Vehicle Type: ALL  
Replaces CC609272 Part #CC51995 **\$3**



**USED Air Cleaner Mounting Sleeve**

Carter ETW1-military, Carter E7S1, ET-1, 2, 4  
Vehicle Type: B,C,(D-early),E,F

Part #UACM001 **\$25**

**NOS Carb Elbow Support Bracket (Front)**



Vehicle Type:E  
Part #CC1274902

**\$15**

**NOS Carb Elbow Support Bracket Assy**



Vehicle Type: E  
Part #CC1274315 **\$15**

**Carb Elbow Support Brackets**

•REP Zenith Model 29 Early WC 3/4 & 6x6 (shown)  
Vehicle Type: (B,C-early) Part #CC924449 **\$15**

•NOS Carter ETW1 Late WC 3/4 & 6x6  
Vehicle Type: (B,C-late) Part #CC929849 **\$15**

**NOS Carb Governor Assembly**

•Zenith Model 29 Carb Governor Assembly  
Vehicle type: (B,C-early) Part #CC925489 **\$50**

•King Seely (sandwich type) Carb Governor Assembly  
Vehicle type: A,(D 1954-60) Part #V-6-170A **\$50**

**Carburetor Flange to Manifold Gaskets**

•New Graphite Composite Carb Flange to Manifold Gasket (for most pre-1960 flat heads) [E7T2, ETW1, Zenith 29, E7S1, etc.] .160 Thickness Part #CC637191 **\$5 each**

•NOS Carb Flange to Manifold & Flange to Governor Gasket (FOR EARLY DT SERIES CARBS WITH GOVERNOR ONLY) Part #CC562221 **\$2 each**

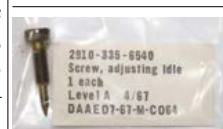
**New Carb Needle & Seat Assembly**



Vehicle Type: (B,C-late),E,F

Gasket Part #CC645613

Assembly Part #CC963794 **\$18**



**NOS ETW1 Idle Adjustment Screw**

Vehicle Type: B,C,E,F

Part #CC963813 **\$7.50**



**NOS Carter Carb Float Assembly**

Vehicle Type: B,C,E,F,(D-late)

Part #CC963793 **\$17.50**

**Carter Carb Air Cleaner Elbows**



-NOS M-37 (U.S. models w/230) Part #CC1392061 **\$30**

-USED M-37 (U.S. models w/230) Part #CC1392061U **\$15**

-NOS M-37 (Canadian models w/251) Part #CC1392773 **\$30**

-USED M-37 (Canadian models w/251) Part #CC1392773U **\$15**

-USED M601/M615 (replaces CC929847)

Vehicle Type: (D M601),(B,C late-when used with air cleaner #AF107 or #AF108 & modified mounting sleeve)

Part #CC1795333 **\$20**

# GROUP 3: FUEL

## Air Cleaners



- **USED Complete Assembly (Carter)**  
Vehicle Type: (B,C-late),E,F Part #CC1089274 **\$75**
- **NOS Air Cleaner Element (Carter - Top only)**  
Vehicle Type: (B,C-late),E,F Part #CC1091557 **\$50**
- **NOS Air Cleaner Element (Zenith - Top only)**  
Vehicle Type: (B,C-early) Part #CC927611 **\$50**



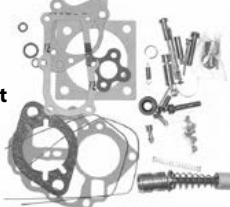
**New Beehive-Style Air Filter**  
(Fits most round top carbs)  
2 5/8" to 2 3/16" diameter throat  
Part #AF107 **\$45**



**New Air Filter**  
(Fits most round top carbs)  
DTA-1, DTB-2, E7T2. Will fit carbs  
with 2 5/8" to 2 3/16" diameter  
throat 4" filter diameter  
Part #AF108 **\$35**

## Carburetor Rebuild/Gasket Kits

**NOTE: Image shown does not represent the contents of all kits listed below.**



- **New Carb Repair Kit** Vehicle Type: A,D(54-60)  
(Carter DTA-1, DTB-3, E7T2)  
Part #CC1056061 **\$75**
- **New Carb Repair Kit** Vehicle Type: D(46-53)  
Carter E7S1, E7F1, ET1, ET2, with square top flange  
(shorten New accel. pump shaft or reuse existing  
piston) air horn gasket compatible for some  
models Part #E7S1254 **\$59**
- **NOS Carb Gasket Set** Vehicle Type: (B,C-early)  
(Zenith model 29)  
Part #CC925480 **SOLD OUT**
- **NOS Carb Repair Kit** Vehicle Type: (B,C-early)  
(Zenith model 29)  
Part #CC1057795 **\$75**
- **NOS Carb Gasket Set** Vehicle Type: (B,C-late),E,F  
(Carter ETW1)  
Part #CC966930 **\$12.50**
- **New Carb Repair Kit** Vehicle Type: (B,C-late),E,F  
(Carter ETW1)  
Part #CC1073078-N **\$59**
- **NOS Carb Repair Kit** Vehicle Type: D(61-68)  
(Carter BBS)  
Part #CC2240484-NOS **\$66**
- **New Carb Repair Kit** Vehicle Type: D(61-68)  
(Carter BBS)  
Part #CC2240484 **\$56**
- **New Carb Repair Kit** Vehicle Type: (G,H 57-68)  
(318 V8, Bendix- Stromberg model WW)  
Part #CC2299270 **\$59**
- **New Carb Repair Kit** Vehicle Type: (G,H 62-71)  
225 Slant 6 (Holley Model H1)  
Part #CC2585483 **\$59 DISCONTINUED**

## New Fuel Filter & Pump Hoses

- **12" Rubber Hose** Vehicle Type: A,B,C,D  
(Replaces CC661405) Part #CC1188258-12 **\$22 each**
- **9" Rubber Hose** Vehicle Type: E,F  
Part #CC1188258-9 **\$20 each**

## New Complete Steel Fuel Line Sets



**Note: Our Steel Line Sets are "oversized" per our shipping carriers so shipping cost may be more than expected, especially for overseas orders.**

- Pre-Bent w/all Fittings. (WB = Wheelbase)  
Vehicle Type: A - Specify with or without Governor
- WC 1/2 Ton 116" WB Part #NSFLS-WC116 **\$179**
  - WC 1/2 Ton 123" WB (ambulance) Part #NSFLS-WC123 **\$185**
  - Vehicle Type: B
  - WC 3/4 Ton 98" WB (Weapons Carrier-Zenith Carburetor)  
Part #NSFLS-WC98Z **\$156**
  - WC 3/4 Ton 98" WB (Weapons Carrier-Carter Carburetor)  
Part #NSFLS-WC98C **\$156**
  - WC 3/4 Ton 114" WB (Caryall-Zenith Carburetor)  
Part #NSFLS-WC114Z **\$163**
  - WC 3/4 Ton 114" WB (Caryall-Carter Carburetor)  
Part #NSFLS-WC114C **\$163**
  - WC 3/4 Ton 121" WB (Ambulance-Zenith Carburetor)  
Part #NSFLS-WC121Z **\$168**
  - WC 3/4 Ton 121" WB (Ambulance-Carter Carburetor)  
Part #NSFLS-WC121C **\$168**

- Vehicle Type: C
- WC 1 1/2 Ton 6x6 125" WB (Zenith Carburetor)  
Part #NSFLS-WC125Z **\$250**
  - WC 1 1/2 Ton 6x6 125" WB (Carter Carburetor)  
Part #NSFLS-WC125C **\$250**

- Vehicle Type: D
- 1 Ton Power Wagon 126" WB Part #NSFLS-126PW **\$185**
- Vehicle Type: E,F
- M37 112" WB Part #NSFLS-M37 **\$360**
  - M43 126" WB Part #NSFLS-M43 **\$277**
- ORIGINAL ENGINE COMPARTMENT FUEL FILTER ADD-ON**  
•WC 1/2 Ton, 3/4 Ton, 1-1/2 Ton & M37/M43 Original Fuel Filter  
Line & Hose Set-for original engine compartment fuel filter  
(Includes 2 Hoses, 2 Steel Lines) Part #NSFLS-WCM37-2L **\$65**

## NOS WWII WC 1/2 Ton Fuel Tank Strap

Vehicle Type: A  
Part #CC916109 **\$17.50**

## Throttle Control Cross Shaft Bracket

- NOS Vehicle Type: A Part #CC920838
- Vehicle Type: B,C,D Part #CC922348
- NOS Vehicle Type: E,F [ORD #7706198]  
Part #CC1269843 **\$15 each**

## NOS Throttle Control Cross Shaft

- Vehicle Type: A(not shown) Part #CC921101 **\$13**
- Vehicle Type: B,C,D Part #CC922350 **\$13**
- Vehicle Type: E,F [ORD #7706206] Part #CC1269842 **\$13**

## NOS Pedal Lever Shaft

Vehicle Type: E,F [ORD #737627]  
Part #CC1269845 **\$17.50**

## NOS Accel. Lever Pedal to Shaft Brkt.

Vehicle Type: (A T-215),B,C,D,E,F  
[ORD #734902] Part #CC920736 **\$15**

## New WWII WC 1/2 Ton Accelerator Pedal

**NEW 2020 DESIGN!**  
Rubber Coated  
Vehicle Type: A  
Part #CC797919 **\$28**

## REP Accelerator Pedal Mounting Stud

(2 required) Vehicle Type: A  
Specify threaded or weld-on type  
Part #CC45001 **\$10 each**

## NOS Accelerator Pedal

Replaces #CC966620, CC966619. [ORD #7351349]  
Vehicle Type: B,C,D,E,F  
Part #CC1277916 **\$12.50**

## NOS Accelerator Bellcrank Rod

Vehicle Type: E,F  
[ORD #7706202] Part #CC1269847 **\$12.50**

## NOS Accel. Bellcrank Lever Brkt.

Vehicle Type: E,F  
[ORD #7706199] Part #CC1269846 **\$10**

## NOS T-Handle Throttle Cable & Housing

•Vehicle Type: E,F  
[ORD #7706201] Part #CC1269000 **\$20**  
•Vehicle Type: D(1951 & up),G,H  
Replaces CC917248, CC2824189, CC1191534  
Part #CC3730524 **\$35**

## Choke/Throttle Control Button & Wire Assembly (with guide & housing)



- (Throttle) with lettering
1. New 53" Green Knob Throttle Cable Part #CC925360-GB **\$49**
  2. New 38" Black Knob Throttle Cable Part #CC925360-B **\$39**
  3. New 43 1/2" Green Knob Throttle Cable Part #CC925360-G **\$49**

- (Choke) with lettering
4. Green Knob Choke Cable  
•NOS 38" Choke Cable (grn) [ORD #7706200] Part #CC1268999 **\$39**
  - New 38" Choke Cable (green) Part #CC919905-G **\$49**
  5. New 38" Black Knob Choke Cable Part #CC919905-B **\$39**

## New Replacement WWII WC 3/4 Ton & 6x6 Choke Cable (48" Length Cable)

Complete with wire, housing and original style plastic knob. (Green)  
Vehicle Type: B,C  
Part #CC929099-CC919905 **\$24**

## New Replacement WWII WC 3/4 Ton & 6x6 Throttle Cable (48" Length Cable)

Complete with wire, housing and original style plastic knob. (Green)  
Vehicle Type: B,C  
Part #CC929099-CC925360 **\$24**

## REP Choke & Throttle Control Guide & Housing

Vehicle Type: ALL  
Part #CC919904 **\$25**

## New Fuel Pump Block-off Plate (w/gasket)

For all flathead six engines.  
Required for use with headers &  
electric fuel pumps  
Part #FPBOP **\$18**





## New Fuel Pressure Regulator

(required for all electric fuel pumps)



Part #FPR1 **\$65**

## New Electric Fuel Pump

Includes fittings, hose & hose clamps



(specify 6, 12 or 24 volt)

Vehicle Type: ALL

- New 6 Volt Electric Fuel Pump Part #FPE61 **\$98**
- New 12 Volt Electric Fuel Pump Part #FPE121 **\$98**
- New 24 Volt Electric Fuel Pump Part #FPE241 **\$98**

## New 251 Fuel Pump

Vehicle Type: D 1961-71  
(A,B,C replacement)

Includes CC1313836 Gasket



Part #CC2279903 **\$129 \$91**  
251 Fuel Pump Gasket Part #CC1313836 **\$2**

## New 230 Fuel Pump

Vehicle Type: A,B,C,D & 1939-47 2WD  
(E,F replacement)

Includes CC1313836 Gasket

Part #CC695806 **\$95**



**Gasket**

Part #CC1313836 **\$2**

## New 225 Fuel Pump

Vehicle Type: (G,H 1961-71)

Includes CC2843770 Gasket



Part #CC2084959 **\$39 LOW STOCK!**  
**225 FUEL PUMP CLOSEOUT!**



**Gasket** Part #CC2843770 **\$2**

## New Mopar High Performance 273/318/340/360 LA Fuel Pump

120GPH flow rate

1/4 NPT inlet/outlet

Vehicle Type: (G,H 1964-71)

Includes CC2843770 Gasket

Part #CC2495527MHP **\$149**

**DISCONTINUED**

**Gasket** Part #CC2843770 **\$2**



## New 273/318/340/360 LA Fuel Pump

Vehicle Type: (G,H 1964-71), 1971-77 D/

W100/200/300, 1974-77

Ramcharger & other

Chrysler Vehicles w/5-

bolt valve covers

Includes CC2843770 Gasket

Part #CC2495527 **\$39 DISCONTINUED**

**Gasket** Part #CC2843770 **\$2**



## New Fuel Pump Bowl Gasket

Vehicle Type: A,B,C,D

Part #CC1322695 **\$3.75**

## Rebuilt M-Series Fuel Pump

M-37 Double Diaphragm



Vehicle Type: E,F

• **REBUILT M-Series Fuel Pump (Includes CC7735782 Gasket)** Part #CC1394371-R **\$199 +\$100 core charge**

• **M-Series Fuel Pump Gasket** Part #CC7735782 **\$2**

## NOS M37/43 Fuel Pump Arm

Vehicle Type: E,F

[ORD #7413200]

Part# CC1400911 **\$7.50**



## NOS M-Series Fuel Pump Cover

Vehicle Type: E,F

Part #CC1316738 **\$12**



## NOS M-Series Fuel Pump Upper Body

Vehicle Type: (B,C-late),E,F

Part #CC1075683

**\$30**



## NOS M-Series Fuel Pump Lower Body

Vehicle Type: E,F

Part #CC1400913

**\$35**



## New Fuel Tank Filler Neck Hose

(2-1/4" diameter, 7" length)

Vehicle Type: A,B,C,D,E,F

Part #CC657624 **\$16**



## NOS Fuel Neck Strainer

Vehicle Type: (B,C-late),E,F

Part #CC926787 **\$25**



## Fuel Tank Filler Necks

**Note: Filler Caps & Fuel Strainers Sold Separately!**

• **USED M-37 Fuel Tank Filler Neck**

Part #CC1268396 **\$75**

• **USED M-43 Fuel Tank Filler Neck**

Part #CC1274940 **\$75**

• **NOS WC 3/4 Carryall Fuel Tank Filler Neck**

(early small cap) Part #CC924665 **\$75**

• **NOS WC 3/4 & 6x6 Weapons Carrier Fuel Tank Filler Neck**

(late large cap) Part #CC928077 **\$75**

• **NOS WC 3/4 Ambulance Fuel Tank Filler Neck**

(late large cap) Part #CC928090 **\$75**

• **USED PW Fuel Tank Filler Neck** (early & late)

Part #NCASM463 **SOLD OUT**



## REP Fuel Filler Neck Hole Cover

Vehicle Type: B Command Car & Ambulance

Part #CC950778 **\$24 ea**



## New Gas Tank Filler Neck Grommet

• Vehicle Type: D 1951-71

Part #CC1135063 **\$20**

• Vehicle Type: (G, H 1961-71 w/tank behind drivers seat in cab) Part #CC2221771 **\$49**

• Vehicle Type: (G,H 1957-60 2WD only) Part #CC1396310 **\$55**



## New Fuel Filler Neck Hose Clamp

2.5 inch

Vehicle Type A,B,C,D,E,F

Part #CC870469 **\$3**

## USED Fuel Pump Mounting Bolt

Vehicle Type: E,F

[ORD #7705739]

Part #CC1270870

**\$7.50**



## New Fuel Pump Heat Shield

Vehicle Type: (A-early)

Part #CC854413 **\$17.50**



## New Fuel Pump Heat Shield

Vehicle Type: (A-late),B,C

Part #CC921023 **\$17.50**



## New Fuel Pump Heat Shield

Vehicle Type: D,E,F

[ORD #7743621]

Replaces CC1316587

Part #CC1090896 **\$17.50**



## New Fuel Pump Heat Shield

For 251

Vehicle Type: D(1961-71)

Part #CC1313008 **\$17.50**

## Fuel Tank Filler Caps



① **NOS WWII WC Round Top Fuel Tank Filler Cap - WC 1/2 (late T-215), WC 3/4 (early)** Part #CC918970 **\$25**

② **NOS WWII WC Flat Peak Fuel Tank Filler Cap - WC 1/2 (late T-215), WC 3/4 (early)** Part #CC920285 **\$25**

③ **NOS WWII WC Fuel Tank Filler Cap - WC 3/4 ton & 1 1/2 ton (late large cap)** Part #CC927512 **\$15**

④ **New M37 Fuel Tank Filler Cap** Part #CC1273720 **\$22**

⑤ **New 1946-71 Flat Fender Power Wagon & 1939-47 2WD Chrome Fuel Tank Filler Cap (Replaces CC553469) Fits WDX through WM300 & 39-47 Dodge, Plymouth, Fargo 2WD** Part #CC1506670 **\$27.50**

⑥ **NOS 57-71 W-Series Fuel Tank Filler Cap** Part #CC2221115 **\$25**

# GROUP 4: EXHAUST

## New Mufflers



- Vehicle Type: A,B,C,D (Vehicle Type A: CC921030 replaces original muffler and uses tailpipe CC916380 with this muffler) Part #CC921030 **\$85**
- Vehicle Type: E,F Part #CC1269638 **\$95**

## New Muffler Support Bracket



- **Upper Front (for 2" pipe)**  
[ORD #7373685] Vehicle Type: E,F Part #CC1269881 **\$24**
- **Upper Rear (for 1-3/4" pipe)**  
[ORD #7373684] Vehicle Type: E,F Part #CC1269882 **\$24**

## New Lower Tailpipe Bracket Clamp



- Vehicle Type: E,F Part #CC1273832 **\$7.50**

## New Muffler Support Clamp



- **Lower Front (for 2" pipe)**  
[ORD #7373679] Vehicle Type: E,F Part #CC1269637 **\$7.50**
- **Lower Rear (for 1-3/4" pipe)**  
[ORD #7373678] Vehicle Type: E,F Part #CC1269645 **\$7.50**

## NOS Exhaust Pipe Eye Bolt



- [ORD #7373677] Bolts upper exhaust to lower exhaust pipe. Use with original pipes only (2 required) Vehicle Type: E,F Part #CC1391112 **\$5 each**

## NOS Upper Tailpipe Bracket



- Vehicle Type: E,F Part #CC1273833 **\$10**

## New Front Upper Muffler Bracket



- Vehicle Type: B,C Part #CC921154 **\$10**

## NOS Front Lower Muffler Bracket



- Vehicle Type: B,C Part #CC921155 **\$10**

## New Tail Pipe Rear Bracket



- Vehicle Type: B,C Part #CC921968 **\$10**

## New Upper Rear Muffler Support Bracket



- Vehicle Type: B,C,D Part #CC921966 **\$12**

## New Lower Rear Muffler Support Bracket



- Vehicle Type: B,C,D Part #CC921967 **\$12**

**NOTE: Adjustments may need to be made to exhaust brackets for them to properly fit.**

## New Tail Pipe Support Bracket



- Vehicle Type: D Part #CC1092180 **\$14**

## New Upper Front Muffler Support Bracket



- Vehicle Type: D Part #CC1189289 **\$10**

## New Lower Front Muffler Support Bracket



- Vehicle Type: D Part #CC1189290 **\$10**

## New Tail Pipe Rear Bracket



- Replaces CC662120 Vehicle Type: A Part #CC598468 **\$19**

## New Upper Front Muffler Support Brkt.



- Vehicle Type: A Part #CC913588 **\$7.50**

## New Lower Front Muffler Support Brkt.



- Vehicle Type: A Part #CC913589 **\$7.50**

## New Exhaust Pipe Bracket Sets



- Vehicle Type: A Part #EHKE12 **\$28**
- Vehicle Type: B,C Part #EHKM13 **\$47.50**
- Vehicle Type: D Part #EHKPW14 **\$47.50**
- Vehicle Type: E,F Part #0HKPW15 **\$74.50**

## New 2-Bolt Exhaust Flange Gasket



- Vehicle Type: A,B,C,D,E,F (E,F-requires 4 or 5-with extension) Part #CC679023 **\$3.50 each**

## New 4-Bolt Exhaust Flange Gasket



- Vehicle type: D (late 1961-71) Part #CC683051 **\$4**

## New Exhaust Pipe Clamp



- Vehicle Type: A,B,C Part #CC597452, CC916511 **\$7.50**

## Front Exhaust Pipes



- New -Vehicle Type: A Part #CC598469 **\$45**
- New -Vehicle Type: B,C,(D 1946-50) Part #CC921190 **\$36**
- New -Vehicle Type: D(1951-60) Part #CC1265910 **\$36**
- New -Vehicle Type: D(1961-68) - 4 bolt flange Part #CC1939082 **\$55**
- New -Vehicle Type: E,F **Upper** (double flanged ends, does NOT use Eyebolt CC1391112) Part #CC1270248N **\$37**
- New -Vehicle Type: E,F **Lower** (double flanged ends, does NOT use Eyebolt CC1391112) Part #CC1269629N **\$50**
- New -Vehicle Type: E,F **Single Piece** (UPPER & LOWER) (replaces CC1270248 & CC1269629) Part #7373682-7705758 **\$69**

## New 4-Bolt Exhaust Flange Gasket

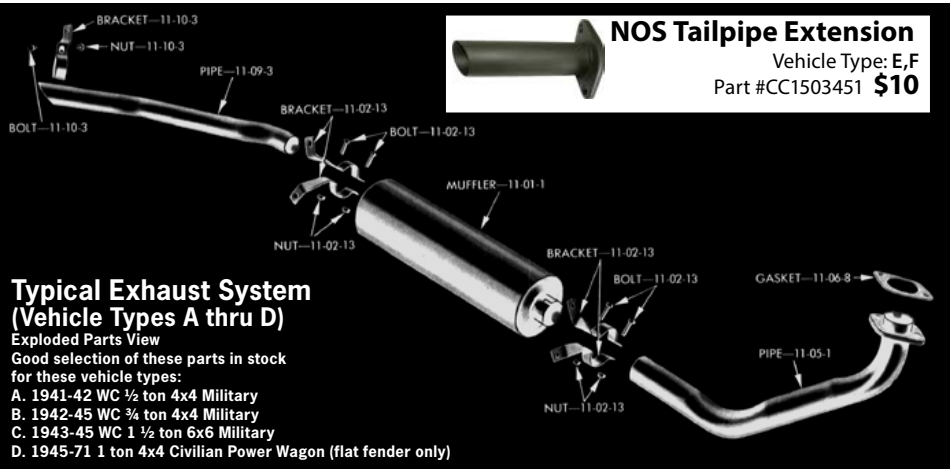


- Vehicle type: D (late 1961-71) Part #CC683051 **\$4**

## NOS Tailpipe Extension



- Vehicle Type: E,F Part #CC1503451 **\$10**





**Quick Tip 4:  
Sealing a  
Water Pump**

**Does my water pump have to be sealed before installation?**

Yes. When you are ready to install the water pump, first remove the back cover plate of the water pump. Using Aviation Form-A-Gasket Sealant Liquid, apply sealant to the surfaces of the water pump, back cover plate and mounting bolts. Reinstall the back cover plate and tighten correct length bolts until snug. Be careful that you don't over torque the bolts!

**Water Pumps (230 engine)**



1957-60 Flat Fender Power Wagon uses CC1603326 water pump

Vehicle Type: A,B,C,(D 1946-56),E,F  
 •New 230 Water Pump with port hole for bolt-on bypass elbow (bypass elbow sold separately)  
 -Replaces CC1064750, CC947554 includes bypass elbow & pump to block gaskets  
 Part #CC1326279 **\$95 + \$15 core**

Vehicle Type: D 1957-60

•NOS 230 Water Pump (No port for bypass elbow)  
**LIMITED STOCK!** Part #CC1603326 **\$95 + \$15 core**



**New 230 Water Pump to Engine Block Gasket** Vehicle Type: A,B,C,D,E,F  
 Part #CC1326325 **\$4.50**



**New 230 Water Pump Body Cover Plate Gasket** Vehicle Type: A,B,C,D,E,F  
 Part #CC1326324 **\$4.50**



**REC 251 Water Pump**  
 Vehicle Type: D 1961-71 (251 engine only)  
 Part #CC1692686 **\$235 + \$100 core**

**New Water Pumps**

-318 V8 Vehicle Type: G,H(1959-71) Part #CC2448315  
**CLOSEOUT! \$79**



-Slant 6 Vehicle Type: G,H(1961-71) Part #CC2196910  
**CLOSEOUT! \$50**



**New Heater Shut-Off Valve**  
 Vehicle Type: A,B,C,D,E,F  
 Part #CC2219891 **\$26.50**



**New Radiator & Engine Block Drain Cock (Screw-type)**  
 Vehicle Type: ALL Part #CC103647 **\$8**

**New In-line Heater Shut-Off Valve**  
 Vehicle Type: ALL



Part #HSOV01 **\$17**

**New Flat Fender Power Wagon Radiator - Economy & Performance -**



This economy design is the personal favorite of the guys who are looking to get the most performance out of their build and it has brass inlet/outlet necks that can customized in locations to support your engine choice  
 This economy version will fit perfectly in your original support and you won't notice the slim design or longer fill neck once you have it mounted behind the radiator shell. This version allows for better cooling as it has a larger core and a more efficient tank flow design.  
 (5 row radiator core)

\*Extra Fee for customized Radiators-Allow extra leadtime for custom radiators.

Vehicle Type: D 1946-60  
**NOTE: PRE-ORDER ONLY!  
 LONG LEAD TIME**

-New Flat Fender Power Wagon Radiator - Economy & Performance Design - Part #CC1189699-EPD **\$1,199**

**USED Reconditioned Radiators**

Vehicle Type: D 1946-60 with 230 engines.



**NOTE: most cores are w/o engine hand crank starting hole, but crank hole may be requested**  
 Part #CC1189699

**CONTACT US FOR PRICE & AVAILABILITY**

**USED Re-cored & Reconditioned Radiators**

Vehicle type: A,B,C,E,F,G,H  
 We can re-core or recondition your radiator  
**NOTE: Please have the part number from your radiator top tank when calling**

**CONTACT US FOR PRICE & AVAILABILITY**

**New Flat Fender Power Wagon Stainless Steel Radiator Cap**




Vehicle Type: D  
 Replaces CC923190,CC1189708-Part #CC1189708-N **\$25**

**New M37/M43 Deep-Neck Radiator Cap & Chain**



Vehicle Type: E,F  
**Includes: cap, chain & gasket (CC920746)**  
 [ORD# 6246293]  
 Part #CC1269790 **\$22**

**New 3"x 10" Stainless Steel Radiator Overflow Tank**



Vehicle Type: ALL  
 Part #3ROT10 **\$69 DISCONTINUED**

**New Flat Fender Power Wagon Radiator - Stock Design -**



Though it's not an exact reproduction, it's so close that you might not notice it's not the original without taking a closer look. The originally stamped top tank pattern has been recreated in a hand-crafted fashion to look as close to the original as possible. The original starting crank hole has been included for original fully-functional builds and you will also notice that the inlet/outlet necks are cast metal and much like the original.

This new radiator has stock-like performance and a stock-like look. Because a good portion of these are hand crafted, we don't expect to have deep stock on them so plan some extra time for construction when ordering or contact us to check stock.

(3 row radiator core)  
 Vehicle Type: D 1946-60  
**NOTE: PRE-ORDER ONLY!  
 LONG LEAD TIME**

- New Flat Fender Power Wagon Radiator - Stock Design - Part #CC1189699-SD **\$1,599**

**New Radiator Outlet Tube**

Does not have threaded hole  
 [ORD #7707281]



Vehicle Type: E,F  
 Part #CC1320131 **\$15**

**New Radiator Outlet Tube**

Vehicle Type: A  
 Part #CC694244 **\$15**



**New Radiator Outlet Tube**

230 engine only



Vehicle Type: B,C,(D 1946-60)  
 Part #CC924177 **\$15**

**New Radiator Outlet Tube**

251 engine only



Vehicle Type: D 1961-71  
 Part #CC2225981 **\$15**

**New 2" Diameter Stainless Steel Radiator Overflow Tank**



Vehicle Type: ALL

•New 13" Tall Overflow Tank Part #2ROT13 **SOLD OUT**  
 •New 15" Tall Overflow Tank Part #2ROT15 **SOLD OUT**  
**CLOSEOUT ON 17" AND 19" TANKS!**  
 •New 17" Tall Overflow Tank Part #2ROT17 **\$64**  
 •New 19" Tall Overflow Tank Part #2ROT19 **\$66**

# GROUP 5: COOLING

## New Radiator Hose Sets

Note: Several kits available in vintage look hand wrapped rubber!



• (4 piece) with bypass hose [not shown]  
Vehicle Type: A Part #SRH001 **\$32**

Upgrade to vintage look hand wrapped rubber hose:  
Part #SRH001-H **\$58**

• (4 piece) with bypass hose [not shown]  
Vehicle Type: B,C,(D 1946-53) Part #SRH002 **\$40**

Upgrade to vintage look hand wrapped rubber hose:  
Part #SRH002-H **\$64**

• (3 piece) without bypass hose  
Vehicle Type: D 1954-56 Part #SRH003 **\$37**

Upgrade to vintage look hand wrapped rubber hose:  
Part #SRH003-H **\$62**

• (3 piece) without bypass (Curved upper hose not shown)  
Vehicle Type: D 1957-60 only Part #SRH004 **\$50**

• (3 piece) (Curved upper hose not shown)  
Vehicle Type: D 1961-71 (251 engine)  
Part #SRH005 **\$30**

• (4 piece) with bypass hose [not shown]  
Vehicle Type: E,F Part #SRH006 **\$45**

## New & NOS Hose Clamps

• New Water Pump By-Pass Hose Clamp  
1" Hose Vehicle Type: B,C,D,E,F  
Part #CC870469-1 **\$3**

• New Lower Radiator Hose Clamp  
1-1/2" Hose Vehicle Type: A,B,C,D,E,F  
Part #CC870469-1.5 **\$3**

• NOS Upper Radiator Hose Clamp  
1-3/4" Hose Vehicle Type: A  
Part #CC870469-1.75 **\$3**

• New Upper Radiator Hose Clamp  
2" Hose Vehicle Type: B,C,D,E,F  
Part #CC870469-2 **\$3**

## USED Upper Radiator Shell

Vehicle Type: D 46-57  
Part #CC1095409 **\$150**

Vehicle Type: D 58-71  
Part #CC2224975 **\$150**

## USED Radiator Core Support

Vehicle Type: B,C,(D 1946-60)  
Part #CC924175 **\$30**

## New Frame to Radiator Support Bracket

251 WM300 only  
Vehicle Type: D 1961-71  
Part #CC2225989 **\$50**

## Radiator Fan Shrouds

• USED 230 engine only  
Vehicle Type: D 1946-60  
Part #CC1189682 **\$75**

• USED M37 Vehicle Type: E  
Part #CC1270140U **\$50**

• NOS M37 Vehicle Type: E  
Part #CC1270140 **\$60**

## USED Radiator Side Shell & Support

Vehicle Type: D 1946-71  
• Left Radiator Side Shell & Support  
(replaces CC2226615 with  
NGEK-001 extension kit)  
Part # CC1095442 **\$75**

• Right Radiator Side Shell & Support  
(replaces CC2226614 with  
NGEK-001 extension kit)  
Part # CC1095441 **\$75**

## New Upper Radiator Hose

Vehicle Type: D(1957-60 only)  
(for thermostat housing  
without bypass opening)  
Part #CC1662497 **\$25**

## NOS Thermostat 180 Degree

(style may vary) [ORD #7411831]  
Vehicle Type: A,B,C,(D 1946-60),E,F  
Replaces CC868432, CC855835,  
CC870661, CC870112  
Part #CC1407937 **\$20**

## New 251 Thermostat

Vehicle Type: D 1961-71 (251 engine only)  
Part #CC1552902 **\$15**

## NOS Thermostat to Thermostat Housing Gasket (Rubber)

Vehicle Type: A,B,D,C,E,F Part #CC863220 **\$2.50**

## New Thermostat Housing Base Gasket (Paper)

Vehicle Type: A,B,D,C,E,F  
[ORD #7702589]  
Part #CC50082 **\$2.75**

## New 251 Thermostat Housing (straight)

Vehicle Type: (D 1961-71 w/251)  
Also Fits 1948-53 2WD  
Part #CC1142442 **\$59**

## NOS Thermostat Housing/ Cylinder Water Outlet Elbow

[ORD #7706210]  
Vehicle Type: E,F  
Part #CC1320130 **\$25**

## USED Thermostat Housing (side offset)

Vehicle Type: D M601 only Also fits  
1948-53 2WD Part #CC1406151 **\$25**

## USED Water Pump Bypass Elbow

Vehicle Type: A,B,C,D,E,F  
Use without heater only.  
Part #CC681990 **CALL FOR PRICE & AVAILABILITY**

## New Water Pump Bypass Elbow

Vehicle Type: A,B,C,D,E,F  
(Threaded hole)  
Use with heater.  
Part #CC855452-N **\$45**

## NOS Bypass Elbow Gasket (Paper)

Vehicle Type: A,B,C,D,E,F Part #CC622772 **\$2.50**

## NOS M37/M43 Water Pump Pulley

[ORD #7706192]  
Vehicle Type: E,F  
Part #CC1319381 **\$35**

## NOS 1" M37 Water Pump Pulley Spacer

[ORD#7706194]  
Part #CC1090899 **\$15**

## NOS Water Pump Pulley

For 230 engine  
Vehicle Type: A,B,C,(D 1946-60)  
Part #CC641700 **\$35**

## NOS M37 Water Pump Pulley - 100 Amp

(4 groove)  
Vehicle Type: E,F  
Part #CC2001395 **\$30**

## New & NOS Fan Belts

• New 6V Fan Belt Vehicle Type: A,B,C,(D 1946-60)  
Replaces CC614966 Part #CC928408 **\$32**

• New 24V Fan Belt Vehicle Type: E,F  
[ORD# 590895] Part #CC1268843 **\$32**

• NOS 24V Fan Belt Vehicle Type: E,F  
[ORD# 590895] Part #CC1268843-NOS **\$18**

• New 12V Fan Belt Vehicle Type: A,B,C  
Replaces CC617171 Part #CC965923 **\$45**

• New 12V Fan Belt Vehicle Type: D  
(for 251 engine) Part #CC1614687 **\$32**

## NOS & USED 4-Blade Fans

• NOS 18" Fan Vehicle Type: A,B,C,D,E,F,G,H  
Replaces CC580374 [ORD#7346790]  
[ORD#8328053] Part #CC1405845-O **\$45**

• USED 18" Fan Vehicle Type: A,B,C,D,E,F,G,H  
Replaces CC580374 [ORD#7346790]  
[ORD#8328053] Part #CC1405845-U **\$25**

## Quick Tip 5: Thermostat Installation



### What do I need to know when installing a new thermostat?

In some cases you may want to drill a 1/32" hole in the top plunger (the piece that opens) of the thermostat towards the outer lip. This allows for circulation before the thermostat opens, reducing deposits in your cooling system and reducing the possibility of pressure build-up. This also helps bleed air from the system, reducing the chance of air pockets which can create hot spots in the engine. Don't forget to replace the thermostat housing gasket.

# GROUP 6: ELECTRICAL

## Spark Plug & Ignition

### New Waterproof Spark Plug Cable Set

Vehicle Type: E,F



[ORD #7528172] Part #CC1269047 **6 Piece Set \$325**

### New 6 & 12 Volt Spark Plug Wire Sets



• **New 218/230 Spark Plug Wire Set**-Copper core wire with neoprene insulation/woven cotton cover, rubber distributor end nipples & metal angled spark plug ends CC663227 for the correct vintage look  
Vehicle Type: A  
Part #CC916640-5 **7 Piece Set \$75**

• **New 230 Spark Plug Wire Set**-Copper core wire with neoprene insulation/woven cotton cover. With rubber distributor end nipples & Bakelite angled spark plug suppressor ends CC610427 for the correct vintage look  
Vehicle Type: B,C  
Part #CC996445, CC1063662 **7 Piece Set \$95**

• **218/230-Copper or Carbon core wire with neoprene insulation & boots** Vehicle Type: A,B,C,(D 1946-60)

• **New 218/230 Spark Plug Wire Set w/Copper Core Wire**  
Part #CC1243798 **7 Piece Set \$52.50**

• **New 218/230 Spark Plug Wire Set w/Carbon Core Wire for Electronic Ignition** Part #CC1243798-CRBN **7 Piece Set \$55**

• **New 230 Spark Plug Wire Set**-Copper core wire with neoprene insulation/woven cotton cover & neoprene ends  
Vehicle Type: D 1946-60  
Part# CC1243798-CU **7 Piece Set \$69**

• **251-Copper or Carbon core wire with neoprene insulation & ends** Vehicle Type: D 1961-71

• **New 251 Spark Plug Wire Set w/Copper Core Wire**  
Part #CC2084218 **7 Piece Set \$45**

• **New 251 Spark Plug Wire Set w/Carbon Core Wire for Electronic Ignition** Part #CC2084218-CRBN **7 Piece Set \$55**

• **New 225 Slant 6 Spark Plug Wire Set**-Copper core wire with neoprene insulation & ends  
Vehicle Type: G,H  
Part #CC2495510 **7 Piece Set \$35 DISCONTINUED**

• **New 318 V8 Spark Plug Wire Set**-Copper core wire with neoprene insulation & ends  
Vehicle Type: G,H  
Part #CC2495513, CC2525537 **9 Piece Set \$43 DISCONTINUED**

### NOS Spark Plug Cable End

Vehicle Type: A

Part #CC663227 **\$2.50 each**

### New 6 or 12 Volt Spark Plugs

Replaces Part #CC926101, CC691674, CC1406647  
Vehicle Type: A,B,C,D

• **AC Spark Plug** (hot) Part #SPAC **\$3.79 each**  
• **Autolite A-7** (medium) Part #SPA7 **\$3.50 each**  
• **Autolite AR-5** (cold) Part #SPAR5 **\$3.50 each**

### New Ignition Coil Mounting Clamp

Vehicle Type: B,C,D

Part #CC920368 **\$15**



**New 24 Volt Waterproof Spark Plug**  
[ORD #7524258] Vehicle Type: E,F

**New Champion (HOT) 24 Volt Waterproof Spark Plug**

Part #CC1268988-CH-H **\$24 ea**



### New 6 Volt Ignition Coil

Vehicle Type: B,C,D

Replaces CC920367, CC1300667

Part #NIC0618 **\$53.50**



### 24 Volt Ignition Coil

[ORD #7374882] Vehicle Type: E,F

-Chrome Plated Import

Part # CC1271744-1 **\$65**



### New 12 Volt Ignition Coil

Vehicle Type: A,B,C,D

-Without resistor (requires external resistor)  
Part #NIC1218 **\$45**

-With internal resistor Part #NIC1219 **\$55**



### New 40K Volt Flamethrower Coil

(use with electronic ignition kits)  
Vehicle Type: A,B,C,D

Black 6 volt Part #FTC6B  
Black 12 volt Part #FTC12B  
Chrome 6 volt Part #FTC6C  
Chrome 12 volt Part #FTC12C  
**\$59 each**

### New Electronic Ignition Kit

3-3/8" Diameter Large Distributor Cap Only.

Please have Distributor tag # when ordering



• **12 Volt Negative Ground**  
Vehicle Type: A,B,C,(D-early) Part #KEI6912N **\$193**

• **6 Volt Positive Ground**  
Vehicle Type: A,B,C,D Part #KEI696P **\$175**

• **6 Volt Negative Ground**  
Vehicle Type: A,B,C,D Part #KEI696N **\$175**

• **24 Volt Negative Ground**  
Vehicle Type: E,F,J Part #KEI6924N **\$187**

**MORE LARGE CAP & SMALL CAP ELECTRONIC IGNITION KITS ARE AVAILABLE FOR MODELS NOT LISTED HERE. HAVE YOUR DISTRIBUTOR NUMBER READY WHEN ORDERING**



### New Electronic Ignition Kit

3-1/8" Diameter Small Distributor Cap Only.

Vehicle Type: D(late)

• **12 Volt Negative, Vacuum Adv.**  
Part #KEI362N **\$165**

• **12 Volt Negative Ground**  
Part #KEI6412N **\$159**

• **6 Volt Positive Ground**  
Part #KEI646P **\$164**

• **6 Volt Negative Ground**  
Part #KEI646N **\$155**

Please have Distributor tag # when ordering

### New 24 Volt Distributor to Ignition Wire (Douglas Type)

24 volt Ignition to distributor lead

Vehicle Type: E

[ORD #7724062] **\$79**

### New 24 Volt Timing Light Adapter



Vehicle Type: E,F Part #NTLA24 **\$54**

## Tune Up/Distributor

### New Ignition Tune Up Kit (4 piece)

Large cap 3-3/8" base.  
Includes: cap, condenser, points, rotor

Vehicle Type: A,B,C,(D-early)

Part #ITUKLC4-1 **\$81**



### New Ignition Tune Up Kit (4 piece)

Small cap 3-1/8" base.

Includes: cap, condenser, points, rotor

Vehicle Type: D-late

Part #ITUKSC4-1 **\$71**



### New 24 Volt Ignition Tune Up Kit

Includes: Cap, Points, Rotor & Condenser

Vehicle Type: E,F

Part #ITUK24V-1

**4 Piece Set \$91**



### New Distributor Capacitor

Vehicle Type E,F

[ORD #8328075] Part #CC1394963

**Call for Price & Availability**

### New 24 Volt Ignition Tune Up Kit

Includes Points, Rotor & Condenser

Vehicle Type: E,F

Part #ITUK3-1

**3 Piece Set \$34**



### New 6 & 12 Volt Distributor Rotor

3-3/8" Diameter Large Distributor Cap Only.



Vehicle Type: A,B,C,(D-early)

Part #CC868095 **\$14**

### New 6 & 12 Volt Distributor Rotor

3-1/8" Diameter Small Distributor Cap Only.



Vehicle Type: D-late

Part #CC1343587 **\$14**

### New 24 Volt Distributor Rotor

[ORD # 7348578]

Vehicle Type: E,F

Part #CC1390137 **\$7.50**



### NOS 24 Volt Distributor Receptacle With Pin Connector & Coil Lead Wire

[ORD# 7347546] Vehicle Type: E,F

Part #CC1390014 **\$49**



# GROUP 6: ELECTRICAL

## New Ignition Condensers



•Vehicle Type: A,B,C,D,E,F [ORD #7374881]  
Replaces CC1271766, CC1274086, CC921274  
Part #CC674995 **\$21**

•Vehicle Type: G,H (225 Slant 6 & 318 V8)  
Part #CC2098058 **\$5 DISCONTINUED**

## New Small Cap Ignition Points



3-1/8" diameter small cap

Vehicle Type: D-late  
Part #CC1274092 **\$26**

Some early-mid 1950s Distributors with IAY tag numbers are "Small Cap" distributors that use "Large Cap" points. If you have an IAY distributor matching this description, visually verify which points you need or contact us for more information.

## New Large Cap Ignition Points



3-3/8" diameter large cap

Vehicle Type: A,B,C,(D-early),E,F  
Part #CC592477, CC699291 **\$18**

## New 225/318 Ignition Points



For 225 Slant 6 and 318 V8 - Vehicle Type: G,H  
Part #CC2098244 **\$12.50**

## NOS 6/12 Volt 218/230 Distributor



Vehicle Type: A,B,C,(D 1946-60)

Replaces Part #CC930367, CC866454, CC919911  
Tag #IGC-4703 & #IGC-4703-1

### Call for Price & Availability

(NOTE: Our distributors require a \$100 refundable core charge. We do not accept vacuum advance cores for non-vacuum advance distributors.)

## Quick Tip 6: Flathead 6 Ignition Distributors



### Can I interchange ignition distributors without a problem?

Yes, distributors are interchangeable between same length engine blocks but are not interchangeable between different length blocks (e.g., 230 vs. 251). Longer block engine (237, 251, 265) distributors have a drive tang that is approximately 1/4" longer than shorter block engine distributors (201, 218, 230). If you happen to be converting your M-37 truck to 12 volt, a 12 volt distributor with the proper length drive tang will interchange. In addition, you will have to change to a civilian oil pump to mate with your New distributor shaft. M-37 distributors as well as the corresponding oil pump have an offset tang, (not centered), which prevents the distributor from being installed 180 degrees off Top Dead Center (TDC) on number one and number six cylinders.

## Rebuilt 6 or 12 Volt Distributors

•218/230 Engines Vehicle Type: A,B,C,(D 1946-60)  
Replaces CC930367, CC1274066, CC1507456,  
CC919911, CC866454



**\$350 +**  
**\$100 Core Charge**

•237/251 Engines Vehicle Type: D 1961-71  
Replaces CC957463, CC2098324

**Call for Price & Availability**  
*We can still rebuild your 251 core if you have a good shaft, so please contact us*

## Rebuilt 24 volt Distributor - 218/230 Waterproof



Includes New 24 volt coil.  
Vehicle Type: E  
Part #7355734  
**\$450 +**  
**\$175 Core Charge**

## Rebuilt 6/12 volt complete 218/230 Distributor (Vacuum Advance)



Vehicle Type: A,B,C,(D 1946-60)  
Replaces CC955610 Part #CC955611

**Call for Price & Availability**  
(NOTE: Our distributors require a \$100 refundable core charge.)

## New High Performance 218/230/237/251 Distributor



-Higher energy ignition.  
-Hotter spark for better performance  
**Includes:**  
wide gap high heat range spark plugs,  
carbon core HEI plug wires & HEI coil

Vehicle Type: A,B,C,D - Fits any 12V 218, 230, 237 or 251 engine  
Part #HPDIS230 **\$425 SOLD OUT**

## New Distributor Cap



3 3/8" diameter large cap  
(1" Locating Notch)  
Vehicle Type: A,B,C,(D-early)  
Part #CC643822 **\$37.50**

## New Distributor Cap



3 1/8" diameter small cap  
(3/8" Locating Notch) Vehicle Type: D-late  
Part #CC1343576 **\$17**

## NOS 24 Volt Distributor Cap Cover



Vehicle Type: E,F  
•NOS Outer Cap [ORD #7374883]  
Part #1271754 **\$35**  
•New Gasket [ORD #546880]  
Part #CC1271770 **\$5**

## New 24 Volt Inner Distributor Cap



[ORD #7374880] Vehicle Type: E,F  
Part #CC1271759 **\$64**

## Quick Tip 7: Flathead 6 Distributor Cap Sizes



### Which distributor cap do I have?

A number of different distributors will interchange between flat head 6 cylinder engines as long as the engine block is of the same physical length. There are two (2) distinctly different diameter caps you will find on most distributors. (See the distributor cap photographs in the part listings on this page.) To determine which cap you need simply remove your distributor cap and check the locating notch that locks the cap into the top of the distributor. Most early model distributors use a larger diameter cap of 3 3/8" diameter and have a locating notch of just over 1" long in the top rim of the distributor housing. Later model distributors have 3 1/8" diameter caps with a locating notch of about 3/8" long. Checking these dimensions and having your distributor tag # when you call will help us to ensure you get the correct parts.

## Switches & Knobs

### New Replacement Ignition Switch (3 terminal with hex-shaped lock trim)



Vehicle Type: (D 1946-58), (A closed cab), 1941-47 2WD  
Includes mounting spacer (May require additional spacer depending on dash condition)  
Part #CC1232508-R **\$38**

### New Door Ajar Switch



(Turns on dome light when door is opened)

Vehicle Type: G,H Also fits many 1960s-1980s Chrysler, Plymouth & Dodge trucks, vans & cars  
Part #CC2822592-N **\$12 Each**

### NOS Dimmer Switch (WM300 Original) & New Dimmer Switch Connector (three joined 1/4" spade connectors)



Vehicle Type: D with 1-3/4" spaced mounting holes  
•NOS Dimmer Switch Part #CC1689512 **\$25**  
•3 Spade (female) Connector Part #WM300DSPT **\$10**

# GROUP 6: ELECTRICAL

## NOS Early Blackout Tail Lamp Switch



Vehicle Type: A-Fits VC 1/2 ton & VF 1 1/2 ton only  
Part #CC593927 **\$45**

## New 6 or 12 Volt Headlight Switch



*May require minor modification of wiring harness terminals*

Vehicle Type: D 1946-71  
Replaces CC1260727, CC1660525  
Part #CC1788599 **\$79**

## New Headlight Switch Circuit Breaker



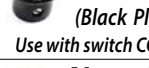
Vehicle Type: A,B,C,D, 1939-47 2WD  
•6 & 12 Volt - 30 Amp Part #CC147686 **\$13**  
•6 & 12 Volt - 40 Amp (replaces CC927914)  
Part #CC1370395 **\$13**

## New OFF/ON Switch-Panel Lights; Black Out Drive Lamp; Electric Wiper Motor



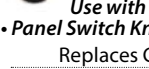
(For use with our black threaded knob only.) Includes mounting nut CC124925.  
Vehicle Type: A,B,C,D  
Replaces CC919926 Part #CC583127 **\$23**

## New Threaded Push/Pull Headlight Switch "LIGHTS" Knob



(Black Plastic w/white print) Vehicle Type: D  
Use with switch CC919926 or CC583127 Part #CC596901 **\$8**

## New Blank Threaded Knob Replacement



black, plastic (style may vary)  
Use with switch CC919926 or CC583127

## • Panel Switch Knob

Vehicle Type: A,B,C,D  
Replaces CC589850 Part #CC589850-BLK **\$8**

## • B.O. Drive Knob

Vehicle Type: A,B,C  
Replaces CC925408 Part #CC589850-BLK **\$8**

## • Wiper Knob (electric only)

Vehicle Type: D  
Replaces CC589853 Part #CC589850-BLK **\$8**

## NOS Replacement Switch Threaded Knob



(plastic, gray, red print)  
Use with switch CC919926 or CC583127


## \*Specify Knob Text: T, H or D - Part #RSTK-(\*)

## REP Push/Pull Blackout Headlight Switch



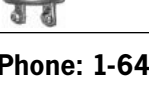
Vehicle Type: A(late T-211 & all T-215),B,C  
Part #CC919925 **\$89**

## REP Threaded Push/Pull Blackout Headlight Switch Knob



(metal, green w/white print)  
Vehicle Type: A(late T-211 & all T-215),B,C  
Replaces CC920343 Part #CC920343-R **\$25**

## REP Rotary Style Blackout Headlight Switch



Flipper handle & data plate included  
Vehicle Type: (B,C late)  
Part #CC1089037-N **\$49**

## New 6 or 12 Volt Push Pull Heater Switch



Note: can be used in place of CC1189651 6 Volt Switch for Mopar Heater Models, 60, 61, 62, 65, 75 and many others.  
Vehicle Type: ALL  
Part #CC1661965-N **\$20**

## REP Ignition Switch - Flipper Type



Exact reproduction.  
Vehicle Type: (B,C late)  
Part #CC918653-F **\$49**

## New Dimmer Switch



Screw type terminals  
Vehicle Type: A,B,C,D  
Replaces CC859974, CC648064, CC1689512  
Part #CC1450772 **\$35**

## New 24v Blackout Headlight Switch



[ORD #7355600]  
Vehicle Type: E,F  
Part #CC1394237 **\$78**

## New 24 Volt Ignition Switch



Late style packard connectors  
[ORD #7760409] Vehicle Type: E,F  
Part #CC1268970 **\$76**

## New Packard to Douglas Ignition Switch Pigtails



ignition switch adapter harness  
Vehicle Type: E, F  
Part #PDSH1221 **\$35**

## New Early 24 Volt Dimmer Switch



[ORD #7728788] Douglas connectors  
Vehicle Type: E,F  
Part #CC1268984-D **\$65**

## New 24 Volt Dimmer Switch



Late style packard connectors  
Vehicle Type: E,F  
Replaces CC1268984  
Part #CC1268984-P **\$79**

## New 24 Volt Packard to Douglas Dimmer Switch Pigtails



dimmer switch adapter harness  
Vehicle Type: E,F  
Part #PDSH1222 **\$35**

## New M37B1 24 Volt Turn Signal Switch



Vehicle Type: (E,F 1958-68)  
Part #TSSMB1 **\$79**

## New Signal Stat Turn Signal Switch



Specify:  
6, 12 or 24 volt.  
(Exchange bulb to change voltage)

## • New Signal Stat 902 (4 wire)

Replaces CC1391899 - Part #VSS108901 **\$129**

## • New Signal Stat 900 (7 wire)

Replaces CC1569765, CC1924992 Part #VSS108900 **\$97.50**

## NOS Gas Powered Heater Toggle Switch Box (model #978)



[ORD #7399486]  
Vehicle Type: (E,F - M-43 only)  
(Data plates in section 18) Part #CC1392615 **\$69**

## New Flipper Type Switch Handle



Vehicle Type: (B,C-late - rotary blackout switch), (E,F - ignition switch)  
(similar to original)  
[ORD #7408304] Part #CC1273320 **\$8**

## New Battery Disconnect Switch



Disconnects power to the entire electrical system. Can be mounted under seat frame or dash.  
Vehicle Type: ALL  
Part #NPS51108 **\$29**

## New Keyed Ignition Switch



Vehicle Type: D-late (1959-68),G,H  
Also fits D100/200/300 1957-71  
Part #CC2084280 **\$50**

## New Universal Keyed Ignition Switch



4 Position switch, 3/4" mounting hole, 1/2" maximum mounting depth  
Part #NUKS1881 **\$29**

## Ignition Lock Cylinder with Key



(Have cylinder dimensions ready when ordering)  
NOS-1939-56 w/Hurd key  
Vehicle Type: D, 39-47 2WD  
Part #CC830045 **\$35**

## NOS-1956-60 w/Chrysler key



Vehicle Type: D  
Part #CC1233112-A **SOLD OUT**

## New-1961-71 w/Chrysler key



Vehicle Type: D,G,H  
Part #CC2802477 **\$35**

## NOS Mopar Penstar Blank Key



Fits '56 - '71  
Vehicle Type: D,G,H  
Part #CC1233112-K **\$7**

## New Brake Signal Lamp Switch



(See Group 12 for more Brake Signal Lamp Switches) Vehicle types: A,B,C,D  
2 male bullet connectors Part #CC920355 **\$16**

## New Waterproof Brake Signal Lamp Switch



Late style packard connector  
[ORD #7388813] Vehicle types: E,F  
Part #CC1391337 **\$29**

## New Battery Disconnect/Anti-Theft Switch



100 amps continuous service, 500 amps for 10 second surges  
Prevents battery drain & vehicle theft.  
Water resistant w/removable key  
Vehicle Type: ALL  
Part #MPS100A **\$30**

## New Panel Lights Switch



Vehicle Type: (A T-215 only),B,C  
Switch Only Part #CC919926 **\$17**  
Knob Only Part #CC919906 **\$15**  
Switch & Knob Part # CC919926/919906 **\$30**

## New Blackout Drive Switch



Vehicle Type: (A T-215 only),B,C  
Switch Only Part #CC919926 **\$17**  
Knob Only Part #CC925408 **\$15**  
Switch & Knob Part # CC919926/925408 **\$30**

## New 6 or 12 Volt Rotary Heater Switch



Replaces CC934465  
Vehicle Type: A,B,D,E,F  
Part #CC934465-R **\$20**

# GROUP 6: ELECTRICAL

## Military Lights

**New Early 1/2 Ton T-207 Louvered Black Out Taillights** Vehicle Type: A (Early)  
(6 or 12 Volt with Clear & Black "Cats Eye" Upper Lens)



**Left Taillight Assembly:**  
•12 Volt Left Side - Early T-207 Louvered BO Taillight Assembly (red bottom lens)

Part #CC915442 **\$250 Each**

•6 Volt Left Side - Early T-207 Louvered BO Taillight Assembly (red bottom lens)

Part #CC914305 **\$250 Each**

**Right Taillight Assembly:**

•12 Volt Right Side - Early T-207 Louvered BO Taillight Assembly (clear bottom lens)

Part #CC915443 **\$250 Each**

•6 Volt Right Side - Early T-207 Louvered BO Taillight Assembly (clear bottom lens)

Part #CC914304 **\$250 Each**

**New Early WWII WC 1/2 Ton Blue Louvered Lens Black Out Marker Light**

(Slightly different from original: bezel screw lines up with housing base)

Vehicle Type: A (early T-207)

Replaces CC914332 (R) & CC914280 (L)

Part #CC914280-N **\$80 Each**

**REP 1951-1968 M-Series Taillights**

24 Volt. Early vehicles used the red stop lamp lens on the left & the blackout stop lens on the right. M37B1 use red stop lamp on both sides.  
Vehicle Type: E,F

•Reproduction M-Series Blackout Stop Lens Taillight (Right) Replaces CC1268942 Part #CC1391398 **\$59 ea**

•Reproduction M-Series Red Lens Stop Lamp Taillight (Left) Replaces CC1268943 Part #CC1391399 **\$59 ea**

**NOS M-Series Right Taillight Door Assembly**

[ORD #7526017] Metal body. Includes lenses (clear), screws & lock washers.

Vehicle Type: E,F

Part #CC1390126 **\$20**

**NOS Right Taillight Harness Assembly (2 wire)** [ORD #7526031]

Use for 24 volt early right taillight  
Vehicle Type: E,F

Part #CC1273330 **\$17.50**

**NOS WWII Military Front Blackout Marker Lights**

Vehicle Type: (A-replaces CC918737, CC918740), B,C



•NOS WWII 6 Volt Front Blackout Marker Light  
Part #CC921213 **\$60 each**

•NOS WWII 12 Volt Front Blackout Marker Light  
Part #CC921214 **\$60 each**

**REP 1951-1971 Military M-Series Front Blackout Marker Lights**



Packard connectors & 24 volt bulbs included.  
**Note:** These lights have a shorter harness which may require an extension for use on M37/M43.

Vehicle Type: E,F

•Clear Lens Reproduction 1951-71 M-Series Military Blackout Marker Light Part #CC1268941 **\$77 each**

•Amber Lens Reproduction 1951-71 M-Series Military Blackout Marker Light Part #7762614-A **\$71 each**

•Clear Lens Door Only Part #5171REP-LNS-C **\$12 each**

**New Late Style Rear Blackout Stop Lamp**

For M37B1 & other military vehicles.

Vehicle Type: E,F

ORD #8741645 **\$35 each**



**New Amber Lens Marker/Signal Light**

Vehicle Type: E,F

ORD #8712357 **\$42 each**

**REP Late M-Series Composite Taillights & Front Turn Signal Lights**

Larger lenses for better visibility than standard taillights and turn signals  
Packard connectors.

Vehicle Type: E,F

•Red lens-taillights

Part #11614157

•Amber lens-front turn signal

Part #11614156

**\$59 each**

**New M-Series LED Composite Taillights & Front Turn Signal Lights**

- Features exclusive LED "black out" design
- 12 or 24 volt w/o adjustment
- LED lasts 50x longer than incandescent bulbs
- Lens and housing assemblies constructed of impact resistant polycarbonate
- Late style Packard connectors
- Faster start-up times and low current draw



**SALE & EXPORT OUTSIDE U.S.A. PROHIBITED**

Vehicle Type: E,F

•Red lens-taillights

Part #11614157-LED

•Amber lens-front turn signal

Part #11614156-LED

**\$169 each or \$329 pair**

**SOLD OUT!**

**REP WWII Military Taillights**



Fits any standard WWII Dodge, Jeep or military vehicle. Left side light is equipped with red stop lens while right is equipped with black out stop lens. Specify right or left.

Vehicle Type: A,B,C

•6 volt Part#CC919873(right), CC919874(left):  
**\$75 each**



**NOS Left Tail & Signal Lamp Door**

Vehicle Type: (A except T-207), B,C  
Part #CC919943 **\$10**



**NOS Right Tail & Signal Lamp Door**

Vehicle Type: (A except T-207), B,C  
Part #CC919942 **\$10**



**NOS Blackout Service Tail & Stop Lamp Unit**

(6 Volt/Upper Left Red Lens)

Vehicle Type: (A except T-207), B,C  
Part #CC919936 **\$12.50**

**CALL FOR AVAILABILITY ON 12 VOLT**



**NOS Blackout Stop Lamp Unit (Upper Right Lens)**

Vehicle Type: (A except T-207), B,C

•6 Volt Part #CC919938 **\$10**

•12 Volt Part #CC919939 **Sold Out**



**NOS Blackout Tail Lamp Unit (Lower Right & Left)**

Vehicle Type: (A except T-207), B,C

•6 Volt Part # CC919940 **\$10**

•12 Volt Part # CC919941 **\$10**

**CALL FOR AVAILABILITY ON 12 VOLT**

**WWII Taillight Harnesses**

•NOS Single Terminal Harness includes:

- (1) retainer (CC918697), (1) ferrule (CC928696), (1) contact (CC916055), (1) insulator (CC918695), (1) wire

Includes replacement cloth loom.

Vehicle Type: (A T-215 only), B,C

FSN #5935-2579079 **\$20**

•REP Double Terminal Harness includes:

- (1) retainer (CC918697), (1) ferrule (CC928696), (2) contacts (CC916055), (1) insulator (CC918694), (2) wires.

Vehicle Type: (A T-215 only), B,C

Part #CC918694-A **\$25**

**NOS Blackout Driving Lamp Sealed Beam Lamp Bulb (6 Volt)**

Used on all 6 & 12 volt models.

Resistor required for 12 volt

Vehicle Type: A,B,C

Part #CC927864 **\$28**



**NOS Blackout Driving Lamp Door**

Vehicle Type: A,B,C

Part #CC927863 **\$15**



**NOS Blackout Driving Lamp (Inner) Retaining Ring**

May have surface rust.

Vehicle Type: A,B,C

Part #CC927865 **SOLD OUT**



**NOS Blackout Driving Lamp Cable**

Vehicle Type: B,C

Part #CC927868 **\$15**

**New Blackout Driving Lamp/Headlight Harness Junction Block**

(3 terminal)

Vehicle Type: B,C,D

(B,C-Use on LEFT side only for vehicles equipped with B.O. drive lamp. Also used for mounting 12v to 6v blackout drive lamp resistor on 12v models. D-For use with front turn signals)

Part #CC925362 **\$20**



# GROUP 6: ELECTRICAL

## New Two Terminal Light Socket Repair Kit



Vehicle Type: A,B,C,D,G,H  
Part #NDTTCO **\$4.50**

## New Single Terminal Light Socket Repair Kit

Vehicle Type: A,B,C,D,G,H  
Part #NDSTCO **\$4.50**



## NOS Weapons Carrier Instrument Light Harness

Vehicle Type: (A T-215 Only), (B,C-Weapons Carrier only)  
Part #CC925377 **\$28**



## NOS Instrument Light Socket w/Pigtail Assembly

Vehicle Type: (A T-215 Only),B,C  
Part #CC682198-A, CC856612-A **\$12**

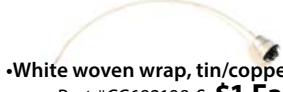
## New Instrument Light Socket with Pigtail Assembly (for 5/8" mounting hole)

Replaces CC856612 & any 5/8" socket

Vehicle Type: A,B,C,D,G,H



•Black vinyl wrap, copper wire  
Part #CC682198-HQ **\$6 Each**



•White woven wrap, tin/copper wire  
Part #CC682198-S, **\$1 Each-CLOSEOUT!**

## REP Instrument Panel Light Socket Housing Kit

Vehicle Type: (A T-215 Only), B,C



<-NOTE: HOUSING CC918221 **NOT SOLD SEPERATELY**

Kit contains:  
x1 CC918221 - Housing  
x1 CC682198 - Socket & Pigtail  
x1 CC930324 - Spacer

## 6 & 12 Volt Bulbs Sold Separately (next page)

Part #CC918221-K **\$18**

## REP Instrument Panel Light Socket Housing Spacer

Vehicle Type: B-limited serial numbers  
Part #CC930324 **\$6 CLOSEOUT!**

## New Junction Block Headlight Harness (2 terminal, right or left)

Vehicle Type: B,C,(D w/o turn signals)  
(B,C-Use on left side for early vehicles w/o B.O. drive lamp)

Part #CC683995 **\$20**

## New Sealed Beam Headlight

(5 inch) Vehicle Type: B,C

•6 Volt  
Replaces Part #CC923873 **\$35**

•12 Volt  
Replaces Part #CC923874 **\$30**

## New Sealed Beam Headlight w/Cables

24 Volt [ORD #8741491]

Vehicle Type: E,F

-Packard Connectors  
Part #CC1501047-P **\$45**

-Douglas Connectors  
Part #CC1501047-D **\$45**

## New M43 Ambulance Surgical Light

[ORD#573141] 150 Watt, 24-28 Volts

Vehicle Type: (E,F M43 only)  
Part #CC1392599-N **\$35**

## NOS WWII Front Staff Car Blackout Marker Light



Vehicle Type: 4 Door Sedans: Dodge, Plymouth, Ford, Chevrolet, Packard  
Part #WW2SCBML **\$40**

## New 24 Volt Siren Light Lamp (Red)



[ORD #10944453]  
Replaces B.O. driving lamp on ambulances and MP vehicles

Vehicle Type: E,F  
ORD #10944453 **\$30**

## Flashers

### NOS 24 Volt Flasher



Vehicle Type: E,F  
Part #24VFL **\$24**

### New Turn Signal Flasher

• 6 Volt Vehicle Type: A,B,C,D  
Part #CC1264063 **\$13**

• 12 Volt Vehicle Type: A,B,C,D,G,H  
Replaces Part #CC1692694, CC1496095 **\$10**

### New Flasher Receptacle



(3 prong)  
Vehicle Type: ALL  
Part #NHFS12 **\$13.50**

### New 24 Volt Turn Signal Flasher



Original part for M37B1 & M43B1  
Vehicle Type: E,F - 24 Volt with turn signals only  
Part #11613631 **\$59**

### NOS 24 Volt Terminal Box Flasher



Original Part for M37B1 & M43B1 Vehicle Type: E,F  
Part #TBF624 **\$13.50**

## Civilian Lights

### REP Complete Cowl Light Assembly

Vehicle Type: A,(D 1946-64),(1939-47 Dodge Plymouth Fargo 2WD trucks)

(3 wire-for turn signal use)  
-6 Volt Right Part #CC599981

-6 Volt Left Part #CC599980

-12 Volt Right Part #CC1567150

-12 Volt Left Part #CC1567151

**\$130 each - Temporarily Out of Stock**

### REP Cowl Light Housing



Vehicle Type: A,(1939-47 Dodge Plymouth Fargo 2WD trucks),(D 1946-64)

•Right Part #CC946690

•Left Part #CC946691

**\$89 each - Temporarily Out of Stock**

### REP Cowl Light Inner Assembly



(3 wire-for turn signal use)  
Does not include screw or light housing

Vehicle Type: A, (D 1946-64), (1939-47 Dodge Plymouth Fargo 2WD trucks)

Part #CC599801-A **\$45 each**

## Sealed Beam Headlights

(7 inch) Vehicle Type: A,D

•New 7 Inch, 6 Volt Sealed Beam Headlight Part #CC1297667 **\$35**

•New 7 Inch, 12 Volt Sealed Beam Headlight Part # CC1567159 **\$25**



## New 1934-1956 Civilian Taillights

Includes: bulb, plug, harness, boot, shell, chrome bezel, red plastic lens.

Replaces CC588490, CC592013, CC923794 (not equipped w/license plate lens)

Vehicle Type: D

•Black Shell Part #CC923795-B

•Stainless Shell Part #CC923795-SS **Specify 6V or 12V \$60 each**



## New Vintage Style Taillight "STOP" Lens

After market, stainless with red glass lens. May require drilling different mounting holes or bracket.

Vehicle Type: D (1951-56 requires different bracket)  
Part #NTL234 **\$95 pair**




## NOS Rear Backup Light Lens (Clear)



Vehicle Type: (D 1957-71), (G,H 1956-80 Stepside Utiline Bed)

Part #CC2808905 **\$20**

## New Front Park Lamp/Turn Signal Plastic Lens (Clear, with 3 mounting holes)



Exterior mounted housing  
Vehicle Type: (D-WM300 & M601), (G,H-some models)

Part #CC1788704 **\$15**

## New Early Front Turn Signal Lenses



(Does not use stainless lens retainer)

•One Piece Clear Plastic

Vehicle Type: (G,H 1957-60)

Replaces CC1662315, CC1937194

Part #CC2239769 **\$25**

•One Piece Amber Plastic

Vehicle Type: (G,H 1961-67)

Part #CC2448254 **\$25**

## NOS Late Front Turn Signal Lens



(Clear Plastic) Vehicle Type: (G,H 1970-71)

Part #CC3420598 **\$49**

**SOLD OUT**

## New 7" Halogen Lights w/Replaceable 12 Volt H4 Bulb



Vehicle Type: A,D,(E,F - 12V)

•Standard

Part #CC1567159-H **\$40 Each**

•Blue Halo Ring

Part #CC1567159-BH **\$139/pr**

(sold in pairs only)

## NOS Taillight Door



Painted bezel - fits original lights

Vehicle Type: D

Part #CC628949 **\$15**

## New 12V Sealed Beam Fog Lamp



(6 inch, Amber)

Vehicle Type: A,D, 1939-55 2WD

Replaces Part # CC1440378 **\$120/pr**

**SOLD OUT & DISCONTINUED**

# GROUP 6: ELECTRICAL

## New Two Terminal Light Socket Repair Kit



Vehicle Type: A,B,C,D,G,H  
Part #NDTTCO **\$4.50**

## New Single Terminal Light Socket Repair Kit

Vehicle Type: A,B,C,D,G,H  
Part #NDSTCO **\$4.50**

## New Unity Spotlight Assembly w/ Mounting Kit



Specify Left or Right  
Vehicle Type: A,B,D  
**Complete Kit**  
Part #SPL2751 **\$295**

## Mounting Hardware Kit

Specify Left or Right  
Part #SPLMK2752 **\$65**

## New Turn Signal Light Pair



(Specify 6v or 12v)

Chrome Housing, single filament bulb. **Sold as pair.**

- Red Small 1.75" x 1" Part#RTSL1 **\$39**
- Red Medium 2.4" x 1.75" Part#RTSL2 **\$45**
- Amber Small 1.75" x 1" Part#ATSL1 **\$39**
- Amber Medium 2.4" x 1.75" Part#ATSL2 **\$45**

## New 1965.5 - 1971 D/W Series Sweptline Taillight Lens Pair



Vehicle Type: G

Right CC2510120, Left CC2510121  
Part #CC2510120/CC2510121 **\$95/Pair**  
**SOLD OUT & DISCONTINUED**

## Light Bulbs - 6 & 12 Volt

### New Front B.O. Marker Light Bulb



Medium single filament/single contact

Vehicle Type: A,B,C

- 6 volt Part #CC142303 **\$3**
- 12 volt Part #CC142450 **\$3**

### New Cowl Light Turn Signal Bulb



Vehicle Type: D

- 6 volt; Medium dual filament/contact bulb  
- For use with turn signals in cowl light  
Part #CC142311 **\$3**

- 12 volt; Medium dual filament/contact bulb  
- For use with turn signals in cowl light  
Part #CC142306 **\$3**

### New Original Cowl Light Bulb



Vehicle Type: D

- 6 volt; Medium single filament/contact bulb  
Part #CC142303 **\$3**
- 12 volt; Medium single filament/contact bulb  
Part #CC142450 **\$3**

### New LED 12 Volt Tail & Signal Lamp Bulb



12 Volt; large dual filament/contact

Vehicle Type: D,G,H

Part #CC151567-LED **\$30**

### New Instrument Panel, Hi Beam Indicator Bulb



Vehicle Type: A,B,C,D

- 6 volt; Small single filament/contact  
Replaces Part # CC115273, CC125588 **\$2.50**
- 12 volt; Small hi-beam single filament/contact  
Replaces Part #CC131282, CC127934 **\$2.50**

## New Tail & Signal Lamp Bulb



• 6 volt; large dual filament/contact

Vehicle Type: D

Part #CC142449 **\$3**

• 12 Volt; large dual filament/contact

Vehicle Type: D,G,H

Part #CC151567 **\$3**

## Light Bulbs - 24 Volt

### 24 Volt Instrument Panel Light Bulbs



[ORD #MS25231-313] Vehicle Type: E,F

For instrument panel & hi-beam indicator M37B1 with mini instrument light single filament/contact.

•NOS 24V Instrument Panel Light Bulb Part #CC454732 **\$3.50**

•New 24V Instrument Panel Light Bulb Part #CC454732-N **\$2.50**

### New Instrument Panel, Hi Beam, B.O. Tail & Stop Lamp, B.O. Marker Lamp, Service Tail Lamp Bulb (24 Volt)



Small single filament/contact. Vehicle Type: E,F  
ORD #190877 **\$5.19**

### New B.O. Marker, Service Stop Lamp Bulb (24 Volt)



Large dual filament/single contact

Vehicle Type: E,F ORD #446914 **\$8.50**

## Headlight & Blackout Drive

### NOS VC/VF Headlight Harness



Vehicle Type: 1940 VC/VF only

Part #CC661688 **\$35**

### REP Headlight Door



Vehicle Type: A

Part #CC914296 **\$45**

### REP Inner Headlight Retainer Ring (plated)



Vehicle Type: A

Part #IHRA221 **\$25**

### REP 1/2 Ton Headlight Harness



Vehicle Type: A

Part #CC914292 **\$35**

•Early T-207 Part #CC918692 **\$35**

•Later T-211, T-215

### NOS B.O. Drive Lamp Headlight Guard Mounting Bracket



Vehicle Type: A

Part #BODLMB1 **SOLD OUT**

### NOS Headlight Mounting Base



Vehicle Type: B,C

Part #CC923780 **\$15**

### New WWII WC 3/4 & 1-1/2 Ton 6x6 Head Lamp Mounting Hardware



Vehicle Type: B,C

•New WWII WC 3/4 & 1-1/2 Ton Head Lamp Bolt Kit Part #CC924069-K **\$18**

•New WWII WC 3/4 & 1-1/2 Ton Head Lamp Bolt Part #CC924069 **\$8**

## REP Headlight Shell Assembly



Includes: ring, shell, mounting bolt, mounting bolt retainer & hardware. (Sealed beam, base & harness not included)

Vehicle Type: B,C

Part #CC922514 **\$95 each**

## NOS Headlight Mounting Bolt Retainer



Grounds shell to bolt

Vehicle Type: B,C

Part #WO-A-1031 **\$4**

## REP B.O. Drive Lamp Mounting Bracket



Vehicle Type: (B late),C

Part #CC925383 **\$25**

New B.O. Drive Lamp Mounting Bracket Rivet Part #CC104266 **\$2 ea**

## REP Civilian Headlight Door (painted)



Vehicle Type: D

(Also fits 1941-47 2WD models)

Part #CC913296 **\$45**

## REP Inner Headlight Retaining Ring (plated)



Vehicle Type: D

Part #CC866217 **\$30**

## New Headlight Mounting Bracket



Cast aluminum, heavier & stronger than originals

Vehicle Type: D

Part #CC1091639 **\$35**

## New Stainless Steel Headlight Visor (7 inch)



Vehicle Type: A,D,E,F

Part #SSHV3402 **\$20**

## New Headlight Harness Receptacle



(3 prong) Vehicle Type: A,B,C,D,G,H

Part #NHFS12 **\$13.50**

## NOS 24V Headlight Door



[ORD# 7353718]

Vehicle Type: E,F

Part #CC1390024 **\$40**

## REP 24V Inner Headlight Retaining Ring (plated)



Vehicle Type: E,F

Part #CC1390026 **\$30**

## USED 24V Headlight Shell



Vehicle Type: E,F

•Complete Assembly Includes: shell, riveted base, retaining ring, mounting base, bolt & washer  
Part #CC1390616-A **\$85**

•Shell & riveted base only  
Part #CC1390616 **\$65**

## 24V Headlight Mounting Base



[ORD #7351353]

Vehicle Type: E,F

Part #CC1273317 **\$15**

•NOS Part #CC1273317-U **\$10**

•USED Part #CC1273317-U **\$10**

## New 24V Headlight Mounting Bracket Bolt



Vehicle Type: E,F  
Part #CC1273319 **\$5**

## New 24V Headlight Mounting Bolt Grommet



[ORD #7351352] Vehicle Type: E,F  
Part #CC1273318 **\$5**

## REP 24V Headlight Harnesses



Vehicle Type: E,F  
Replaces CC1390625

- Exact repro w/show quality tags. Douglas on harness, Packard connectors on headlight Part #CC1390625-SQDP **\$149**
- Both ends Douglas connectors Part #CC1390625-DD **\$59**
- Both ends Packard connectors Part #CC1390625-PP **\$59**
- Packard (harness) to Douglas (light) Part #CC1390625-PD **\$59**
- Douglas (harness) to Packard (light) Part #CC1390625-DP **\$59**

## Blackout Drive Lamp Mounting Bracket



[ORD #7374875] Vehicle Type: E,F  
• REP Part #CC1268968 **\$25**  
• USED Part #CC1268968U **\$15**

## Taillight Brackets

### REP Early WC Taillight Mounting Bracket



- Right Vehicle Type: A (pickup only) Part #CC914347 **\$25**
- Left Vehicle Type: A (pickup only) Part #CC914348 **\$25**

### REP Right Taillight Bracket



(Used also on left side for ambulance)  
Vehicle Type: B,C  
Part #CC920424 **\$25**

### REP Left Taillight/Trailer Plug Bracket



Vehicle Type: B,C  
Part #CC920421 **\$30**

### New Rear Taillight & License Bracket



Fits centered or offset taillight plug  
Vehicle Type: D  
Part #CC1502240 **\$17.50**

### REP Mid 50's Taillight Mounting Bracket



- Vehicle Type: G (1955-58 pickup only)
- Right Part #CC1790402 **\$17.50**
  - Left Part #CC1790403 **\$17.50**

### REP Early Cast Taillight Bracket Set

(4 piece set)



Vehicle Type: D (1946-50)

(also fits 1928-53 Dodge and Plymouth trucks)  
Part #CC590998, CC590944, CC1267834 **\$189/set**

## REP Taillight Mounting Bracket



• Right  
• Left

Vehicle Type: D (1951-58),  
Also fits 1951-54 2WD  
Part #CC1194604 **\$25**  
Part #CC1194605 **\$25**

## REP Stepside Utiline Taillight Bracket



Vehicle Type: (D,G,H 1959-71)  
(2) Required  
Part #CC2510475 **\$15**

## NOS Right Taillight Bracket



[ORD #7374871] Vehicle Type: E,F  
Part #CC1268950 **\$15**

## REP Late Rear Right Side Blackout Stop Lamp Bracket



Reproduction for M37B1 & M43B1  
Vehicle Type: E,F  
Part #RLSBL **\$35**

## NOS Left Taillight/Trailer Plug Bracket



[ORD #7374872] Vehicle Type: E,F  
Part #CC1268951 **\$15**

## REP Front Blackout Marker Light Mounting Bracket



[ORD #7374873] Vehicle Type: E,F  
Part #CC1268965 **\$15**

## Wiring Harnesses

### NOS Volt Meter Switch to Ground Cable (shielded)



(12V radio equipped only)  
Vehicle Type: A  
Part #CC918196 **\$20**

### NOS Volt Meter to Switch Cable



(12V voltmeter equipped only)  
Vehicle Type: B,C  
Part #CC687794 **\$5**

### NOS 3/4 WC Ambulance Upper Chassis Harness



For use with early push/pull switch. (vinyl insulation)  
Vehicle Type: B (Ambulance)  
Part #CC927105 **\$40**

### NOS Upper Chassis Extension Harness



For use with 5 position rotary  
Vehicle Type: (B,C open cab only)  
Part #CC1089071 **\$40**

### NOS Rear Chassis Wiring Harness



Vehicle Type: D  
(early WM300 & M601)  
Part #CC1787957 **\$39**

### NOS Rear Chassis Wiring Harness



Vehicle Type: D  
(late WM300 & M601)  
Part #CC2507053 **\$39**



## REP Complete Wiring Harness Kits

Vehicle Types: A,B,C,D

Consult our vehicle type chart to find the specifics on your vehicle type. Please call us with the details about your vehicle and be sure to let us know if you have any add-ons that are not original. We also offer harnesses for 1941-57 2WD Dodge trucks, 1940-59 Dodge cars as well as other early Mopar vehicles.

Part #NCWHJ17  
**DISCONTINUED**

## REP M37 Complete Wiring Kits

Vehicle Type: E,F

Please call us with the details about your vehicle and be sure to let us know if you have any add-ons that are not original.

- M37 - Douglas Part #NRMWD1 **DISCONTINUED**
- M37 - Packard Part #NRMWD2 **DISCONTINUED**
- M37B1 - w/turn signal wiring

Specify: Packard or Douglas  
Part #NRMWB3 **DISCONTINUED**

## Main Body & Chassis Wiring Harnesses

• New M37 Chassis - Vehicle Type: E,F  
Part #CC1391395 **DISCONTINUED**

• New M37 Body - Vehicle Type: E,F  
Part #CC1351055 **DISCONTINUED**

• NOS WC 3/4 Ton Ambulance Lower Chassis (can be modified to use on other 3/4 tons - no trailer plug connections)  
Vehicle Type: B  
Part #CC927104 **DISCONTINUED**

### New Douglas 4 Wire Instrument Spider Harness



Vehicle Type: E,F  
Part #CC1271741 **\$30**

### New Douglas 5 Wire Instrument Spider Harness



Vehicle Type: E,F  
Part #CC1500435 **\$49**

### New M37B1 Packard Standard 5 Wire Instrument Spider Harness



Vehicle Type: E,F  
Part #PSS5ISH **\$49**

### New M37B1 Packard Extended 5 Wire Instrument Spider Harness



Vehicle Type: E,F  
Part #PSE5ISH **\$49**

### New 4 Wire Voltage Regulator Harness



(Douglas connectors)  
Vehicle Type: E,F  
Part #CC1269040 **\$189**

# GROUP 6: ELECTRICAL



**New 2 Wire Voltage Regulator Harness**  
(Douglas connectors)  
Vehicle Type: E,F  
Part #CC1500432 **\$189**



**NOS Packard In-line Fuse Power Lead**  
Vehicle Type: E,F  
Part #NPFL21 **\$7.50**

## M-Series Connectors

### M-Series Packard Single Wire Connector

Vehicle Type: E,F  
•Single Packard Connector Part #PSWC1 **\$5.50 ea**

**M-Series Packard "Y" Connector (3 Wire) Set**  
Vehicle Type: E,F  
Part #PYW3 **New Lower Price! \$10**

### M-Series Douglas Single Wire Connector Sets

Vehicle Type: E,F  
•Single Douglas Connector Part #DSW4 **\$12**



**New Douglas Connector Harness Clip Assemblies**  
Vehicle Type: E,F  
• 3 Connector Clip Assembly  
ORD #8747908 **\$8**  
• 4 Connector Clip Assembly  
ORD #8747908-1 **\$10**

## Gauges/Sending Units



**New Early Oil Pressure Gauge 24 Volt (120 lb)**  
[ORD #8376380] Vehicle Type: E,F  
Early style Douglas connectors  
Part #CC1392579 **\$75**



**New Late Oil Pressure Gauge 24 Volt (120 lb)**  
Late style Packard connectors  
Vehicle Type: E,F  
Part# MS 24540-2 **\$75**



**New Late Oil Pressure Gauge 24 Volt (60 lb)**  
Late style Packard connectors (B-1 models)  
Vehicle Type: E,F  
Part # MS 24541-2 **\$75**

### New 24 Volt Oil Pressure Sending Unit

(Smaller diameter than original)



•60 lb/Packard Vehicle Type: E,F (early)  
[ORD #8366490] Part# MS 24538-1 **\$75**  
•120 lb/Packard Vehicle Type: E,F (late)  
Replaces Part #CC1268998  
[ORD #800213] Part# MS 24539-1 **\$78**



**New Late Engine Temp Gauge 240 Degree 24 volt**  
Late style Packard connector  
Vehicle Type: E,F  
Part #MS 24543-2 **\$75**



**NOS Temperature Transmitter**  
[ORD #8145271]  
Late B-1 models with packard connector  
(For 240 degree gauge) Vehicle Type: E,F  
Part #MS 24537-1 **\$27.50**



**New Late Fuel Gauge - 24 Volt**  
Late style Packard connectors  
Vehicle Type: E,F  
Part #MS 24544-2 **\$75**



**New Early Voltmeter Gauge 24 Volt** [ORD #7354232]  
Early style Douglas connectors  
Vehicle Type: E,F  
Part #CC1268954  
**LIMITED QUANTITY \$75**



**New Late Voltmeter Gauge - 24 Volt**  
(B-1) Late style Packard connectors  
Vehicle Type: E,F  
Part #MS 24532-2 **\$75**



**New M-37 Speedometer**  
[ORD #7760396]  
Vehicle Type: A (Late T-215) B,C,E,F  
Replaces CC923860 (no tripmeter)  
Part #CC1268955 **\$95**



**NOS 24 Volt Resistor Gauge Case Assembly** [ORD #7539519]  
Use with early style M-series gauge with (1) larger terminal  
Vehicle Type: E  
Part #CC1390021 **\$15**



**New Dzus Instrument Panel Fastener (AKA Zeus Clips)** Vehicle Type: E,F  
[ORD #7533788] [ORD #7526590]  
Clip - CC1199242 Stud - CC1268996  
Part #CC1268996-WC **2 Piece Set \$10**



**NOS 24 Volt Early Headlight Beam Indicator Assembly**  
Douglas Connectors  
Vehicle Type: E,F  
Part #CC1268997 **\$30**



**NOS 24 Volt Early Instrument Cluster Light Assembly Shield** [ORD #7526596]  
Vehicle Type: E,F  
Part #CC1271739 **\$5**



**REP 12 Volt Fuel Gauge**  
"Fuel" printed on face.  
Vehicle Type: (A T-215 only),B,C  
Part #CC919893-12 **\$89**



**REP 6 Volt Fuel Gauge**  
"Fuel" printed on face. requires resistor  
CC921257 for use on 12 volt vehicles  
Vehicle Type: (A T-215 only),B,C  
Part #CC919893 **\$89**



**New Fuel Gauge Resistor**  
Vehicle Type: A,B,C,D  
(used w/6 volt fuel gauge when changing to 12 volt) Replaces CC921257  
Part #CC921257-R **\$25**



**REP Oil Pressure Gauge**  
Vehicle Type: (A T-215 only),B,C  
Part #CC919891 **\$75**



**REP Ammeter Gauge 40 Amp 6 or 12 Volt (0 - 50 Amp Face)**  
Original 6v style. Works w/12v generators up to 50 Amps  
Vehicle Type: B,C  
Part #CC922531 **\$75**



**REP Military Water Temperature Gauge**  
Includes capillary tube & bulb  
Vehicle Type: (A T-215 only),B,C  
A-Part #CC919897 B,C-Part #CC925417 **\$125**



**New 12 volt Temperature Sender**  
Vehicle Type: D (late 1956-68)  
Part #CC1770732 **\$20**



**NOS Fuel Gauge (Black face)**  
Vehicle Type: D (1955-71)  
Part# CC1660854 **\$95**



**Late 1956-68 Speedo (Black face & bezel)**  
Vehicle Type: D 1951-71  
Replaces CC1271152, CC1271232  
Part #CC1569117

**Call for Price & Availability**



**New D & W-Series Instrument Cluster Voltage Limiter**  
(Slightly different from original. Mounts by 1 screw.)  
Replace if Fuel & Temp gauges don't work.  
Vehicle Type: G  
Part #CC1939386-R **\$85**

Do your gauges look like this?



Want them to look like this?



Contact us about rebuilt gauges!



Some 1st, 2nd & 3rd series rebuilt gauges are available or we can rebuild your gauge core. Core charges may apply.

# GROUP 6: ELECTRICAL

## New Replacement Instrument Set (Mounts to dash without modification)



Vehicle Type: (A - T-207 & T-211), (D 1946-50)  
Also Fits 1939-47 Dodge/Plymouth/Fargo 2WD Trucks  
Replaces CC595361, (2) CC591582



**•3 Aluminum Housings w/Black Face Gauges**  
Includes: Volt, Oil, Temp & Fuel Gauges; Speedometer;  
Sending Units & Ball-milled aluminum gauge housings.  
Part #CC591582-BFG **\$495**

**\*We can customize these Instrument Housings**  
with several different gauge options.  
Call us with your needs.

## New Stewart Warner Backlit Gauges



Vehicle Type: (A T-215 only), B,C,E,F

### CLOSEOUT ON ALL THE FOLLOWING STEWART WARNER GAUGES & SENDERS:

Speedometer	Part #SWSP0160	<b>\$169</b>
Fuel 12V (electrical)	Part #SWFE12F	<b>\$79</b>
Oil Press. (electrical)	Part #SWOPE580	<b>\$79</b>
Oil Press. sender (elec.)	Part #SWOPSU080	<b>\$60</b>
Oil Press. (mechanical)	Part #SWOPM580	<b>\$79</b>
Oil Press. Tubing (mech.)	Part #SWOPMT	<b>\$17</b>
Temp 100-240 ° (elec.)	Part #SWWT100240	<b>\$79</b>
100-240 ° sender (elec.)	Part #SWWTS100240	<b>\$42</b>
Temp 100-265 ° (mechanical) includes 72" capillary tube	Part #SWWT100265	<b>\$89</b>
Ammeter 60-0-60	Part #SWAM60060	<b>\$69</b>
Ammeter 100-0-100	Part #SWAM1000100	<b>\$79</b>
Voltmeter 10-16V	Part #SWV1016	<b>\$79</b>

## REP Early Civilian Gauge Glass



Vehicle Type: A(except T-215), D(1946-50),1939-47 2WD  
•Amp/Fuel Glass Part #CC596902 **\$35**  
•Heat/Oil Glass Part #CC591985 **\$35**

## REP Early Civilian Gauge Repair Kit

Vehicle Type: A(except T-215), D(1946-50),1939-47 2WD  
-Amp/Fuel Part #CC592490AF  
-Heat/Oil Part #CC592490HO **\$28 each**



## FOR FUEL SENDING UNITS PLEASE SEE GROUP 3: FUEL

### REP Early Civilian Speedometer Pointer Plate



Replaces shrunken/damaged original plastic plate

Vehicle Type: A(except T-215),  
D(1946-50),1939-47 2WD  
Part #CC589890PP **\$7.50**

### REP Early Civilian Speedometer Repair Kit



(includes gaskets, lens, pointer plate)  
Pointer NOT included.

Vehicle Type: A(except T-215),  
D(1946-50),1939-47 2WD  
Part #CC923712K **\$35**

## Electric Wiper Motors



### New Open Cab Wiper Kit

(black & red cover)

Includes wiper arm & blade

Vehicle Type: A,B,C,E,F

•6 Volt Open Cab Wiper Motor Part #EWMK25-6 **\$75 ea**  
•12 Volt Open Cab Wiper Motor Part #EWMK25-12 **\$75 ea**  
•24 Volt Open Cab Wiper Motor Part #EWMK25-24 **\$75 ea**



### New 12 Volt Open Cab Wiper Kit (stainless cover)

Includes wiper arm & blade

Vehicle Type: A,B,C,E,F

Part #EWMK27 **\$75 ea**



### New 12 Volt Open Cab Wiper Kit (black cover)

Includes wiper arm & blade

Vehicle Type: A,B,C,E,F

Part #EWMK26 **\$75 ea**

## New Mighty Rain Wiper Motor



Vehicle Type: **Closed cabs: A,B,D** Also fits 1939-47 2WD

Replaces Trico KSB vacuum wiper motors. Mounts easily in overhead wiper compartment of older closed cabs (Vehicle Type A & D) without modifying the openings. (A,B-Carryall & Ambulance require modification of wiper motor opening). Uses original wiper blades and arms. (Outside spacer requires extra drilling) NOT FOR USE WITH ICE OR SNOW—RAIN ONLY! (Nylon Gears)

### THIS PRODUCT MAY EXPERIENCE STOCK ISSUES

• 12v Negative Ground Part #NMRW12 **\$160**  
• 6v Positive Ground Part #NMRWP10 **\$160**  
• 6v Negative Ground Part #NMRWN11 **\$160**

See GROUP 18 for Vacuum Wiper Motors, Blades and Mounting Hardware

## Horn



### New 6 & 12 Volt Late WWII WC 3/4 Ton & 6x6 Horns (No Cone Style)

Vehicle Type: (B,C -Late [1944-1945 only])

•6 Volt Late WWII Horn - Part #CC635446-N

•12 Volt Late WWII Horn - Part #CC641198-N

**DISCONTINUED**

### NOS/New 24 Volt Horn Button Repair Kit



(NOS cable & button cover)

Horn Button Cable Insulator not included but sold separately

Vehicle Type: E,F

FSN: 2590-00-606-8503 **\$60**



### NOS/New Horn Button Repair Kit

(black button with NOS cable)

Vehicle Type: A,B,C,D

Also fits 1934-56 2WD

Part #CC996416 **\$60**



### NOS 24 Volt Horn Button Cover (Rubber)

[ORD #7413017]

Vehicle Type: E,F

Part #CC1273411 **\$5**



### NOS 24 Volt Horn Button Cable

[ORD #7351064]

Vehicle Type: E,F

Part #CC1271742 **\$12**



### New 24V Horn Button Cable Insulator

Not included with 24V Horn Button Repair Kit  
Vehicle Type: E,F Part #CC1314310 **\$8.50**



### NOS Horn Button Cable

Includes plastic insulator CC657484

Approx 5 1/2' long

Vehicle Type: A,B,C,D, Also fits 1934-56 2WD

Part #CC653014 or CC1260827 **\$12**

### NOS Horn Button Lower Retainer Plate



•Vehicle Type: A,D,E,F

Part #CC582407 **\$3**

•Vehicle Type: B,C,(G,H 1957-60)

Part #CC658880 **\$3**



### NOS Horn Button Upper Retainer Plate

Vehicle Type: A,B,C,D,E,F,G,H

Part #CC669811 **\$3**



### New 12 Volt Horn

Can replace 6 & 24 Volt

Vehicle Type: A,B,C,D,E,F

Part #CC1798537 **\$75**



### New Low-Tone 12 Volt Horn

Can replace 6 & 24 Volt

Vehicle Type: A,B,C,D,E,F

Part #CC1798537-LOW **\$75**



### New 24 Volt Horn

[ORD #7728341] Vehicle Type: E,F

Late style packard connectors.

Part #MS 51074-1 **\$95**

## REP Horn Mounting Bracket



(mounts on oil filter bracket)  
Vehicle Type: (A T-211 & T-215 only), B, C  
Part #CC919977 **\$15**

## New 6 & 12 Volt Horn w/Cone



High quality reproduction.  
Vehicle Type: A, B, C, D  
• 12 V Horn - Replaces CC683372 - Part #CC1089622  
• 6 V Horn - Replaces CC683367 - Part #CC1089619

**DISCONTINUED**

## NOS Horn Mounting Bracket



Fits 230 & 218 Engines  
(mounts under 2 head bolts)  
Vehicle Type: A, D  
Part #CC635415 **SOLD OUT**

## Voltage Regulator

### Shielded Ground Straps

Vehicle Type: B, C  
• 1/4" holes; 3 1/4" Center to Center; 1" wide



Part #GS3141 **\$5 each**

• 3/8" holes; 8 1/4" Center to Center; 1" wide



Part #GS38814 **\$17 each**

• 3/8" holes; 10" Center to Center; 1" wide



Part #GS38101 **\$20 each**



## New 35 Amp Voltage Regulator

• 6 Volt; negative ground. Vehicle Type: D  
Part #CC1268222 **\$119**  
• 6 Volt; positive ground. Vehicle Type: D  
Part #CC1571161 **\$119**  
• 12 Volt; negative ground. Vehicle Type: D, G (57-60)  
Part #CC1662137 **\$119**

## NOS 12 Volt Generator to Regulator Radio Suppression Kit



Vehicle Type: (B, C late)  
Shielded cable and galvanized boxes with covers  
Part #CC1089077 **\$35**

## New 24 Volt, 25 Amp Voltage Regulator



Negative ground.  
Late type-solid state components direct replacement for original  
Vehicle Type: E, F  
ORD #11631857 **\$195**

## NOS Voltage Regulator Insulator (Cushion)



Vehicle Type: E, F  
[ORD #7374922]  
Part #CC1273467 **\$7.50 Each**



## NOS Generator Regulator Radio Interference Filter

(6 & 12 volt)  
Vehicle Type: (B, C late)  
Part #CC923840 **\$15**



## 6 Volt, 25 Amp Voltage Regulator

Part #CC914349 Vehicle Type: A  
**Call for Price & Availability**

## Generator



## Rebuilt 24 volt Generator (25 Amp)

[ORD #7374750]  
Vehicle Type: E, F  
Pulley not included  
Part #CC1268963  
**\$295 plus \$150 core**



## NOS 24 volt Generator Pulley (25 Amp)

[ORD #7374744] Vehicle Type: E, F  
Part #CC1268983 **\$20**



## NOS 24 volt Generator Pulley (100 Amp)

Vehicle Type: E, F  
ORD #8699739 **\$25**

## NOS 24 Volt Generator Adjusting Strap (25 & 100 Amp)



Vehicle Type: E, F  
ORD #8966729 **\$13.50**



## NOS 24 Volt Rectifier (100 Amp)

Vehicle Type: E, F  
Part #MS-17100-1 **\$95**




## NOS 6 Volt 40 Amp Generator (unboxed)

Vehicle Type: B, C  
Part #CC922488  
**\$395 plus \$100 core**



## Rebuilt 6 Volt 40 Amp Generator w/Bracket

Vehicle Type: B, C, (D must have correct adjusting & mounting bracket)  
Part #CC922488-R  
**\$375 plus \$100 core**



## NOS Generator Brush Set

• 6 Volt Vehicle Type: A, B, C  
Part #CC677175 **Call for availability**  
• 12 Volt Vehicle Type: A, B, C  
Part #CC916579 **\$12.50**



## NOS 6 Volt Generator Adjusting Strap

Vehicle Type: (A T-215 only), B, C  
Part #CC920253 **\$12.50**



## USED 6 Volt Generator Mounting Bracket

Vehicle Type: (A T-215 only), B, C  
Part #CC920252 **\$15**

## NOS 12 Volt Generator Adjusting Strap



Vehicle Type: (A radio only), B, C  
Part #CC912094 **\$10**

## Starter

### Starter Pedals

• Reproduction Vehicle Type: A, B, C, (D 1946-50)  
Part #CC580632-A **\$40**



• NOS [ORD #7346966] Vehicle Type: E, F  
Part #CC1269750 **\$40**



## Rebuilt NOS 6 Volt Starter

For 230 engines (using 146 teeth flywheel ring gear)  
Vehicle Type: A, B, C, (D 1946-50)  
Part #CC1070939-R **\$325 plus \$100 core**

## New Keyed 12 Volt Starters for 230 Engines

Vehicle Type: A, B, C, (D 1946-1950)  
Note: Pinion is 9-Tooth, 1.155 OD

This reproduction starter has a new bushing and bendix installed that will work on any of the 12 volt Power Wagon and WWII trucks with the 146 tooth flywheel. No starter pedal needed! We have a limited supply, so please contact us today to reserve yours.

## New Keyed 12 Volt Starter for 230 Engines

Part #CC1569176-KEY **\$225 + \$100 core**

## New 12 Volt Starter Solenoid Switch

Vehicle Type: (D late), G, H  
Note: Can be used for other applications & conversions (3 or 4 Terminal Available)

• 3 Terminal Starter Solenoid Switch Part #CC2095360-3 **\$42**  
• 4 Terminal Starter Solenoid Switch Part #CC2095360-4 **\$42**

## New D & W-Series Starter Relays

• 4 Terminal Starter Relay (for factory automatic transmission)  
Vehicle Type: G, H  
Also fits multiple Dodge trucks up to 1980  
Part #CC2444517 **\$30**

• 3 Terminal Starter Relay (for manual transmission)  
Vehicle Type: G, H  
Also fits multiple Dodge trucks up to 1977  
Part #CC2444516 **\$30**



## New Starter Switch

Vehicle Type: A, B, C, (D-early)  
• Autolite-type - 1 3/4" C to C mounting holes  
Replaces CC641462, CC641455  
Part #CC641455-A **\$56**  
• Delco Remy type - 1 1/2" C to C mounting holes (modify to fit)  
Part #CC641455-D **\$30**



## New 24V Starter Switch

Vehicle Type: E, F  
• Early - [ORD #7374942]  
Part #CC1271787 **\$20**



## NOS 12 Volt Starter

for 251 engines; 172 tooth flywheel  
Vehicle Type: D (late)  
Part #CC2095296  
• US Prestolite **\$175 plus \$100-core SOLD OUT**  
• India Prestolite Part #CC2095296-IP **\$125**

# GROUP 6: ELECTRICAL



**NOS 12 volt Starter Pinion**  
 Vehicle Type: A,B,C,(D 1946-50)  
 FSN #G-502-03-38740  
 Part #CC871755 **\$30**



**Rebuilt 24 Volt Starter**  
 [ORD #7762617] Vehicle Type: E,F  
 Part #CC1268168-R  
**\$175 plus \$100 core**

**NOS 24 Volt Starter**  
 [ORD #7762617] Vehicle Type: E,F  
 Part #CC1268168  
**\$250 plus \$100 core**

## Battery



**New M-Series Battery (two required)**  
 [ORD #7719575] Vehicle Type: E,F  
 Shipped Dry, 12v 45 Amp - Hr  
 Rating 10" 3/16 x 5 1/4" x 8 15/16".  
 Finally a battery that fits the original  
 battery box & hold down!  
 Part #CC1268971 **\$269 each**



**New M-37/43 Battery Cable Set**  
 Vehicle Type: E  
 Part #7416128-KIT  
**\$249/set**

### New M37/M43 Battery Cable Grommet & Retainers

Vehicle Type: E,F  
**New M37/M43 Battery Cable Grommet**  
 (3) required: (1) on battery box,  
 (1) on cab floor, (1) on inside of slave  
 receptacle. Part #CC1501782 **\$7 Each**  
**New Battery Cable Grommet Retainer (PAIR)**  
 (6) required: (2) on battery box, (2) on cab  
 floor, (2) on inside of slave receptacle  
 Part #CC1271735 **\$15/Pair**

### NOS Positive Ground Battery Cable

(14" length) Vehicle type: D 1946-50  
 Part #PGBCC14 **\$25**



**Battery Cable Terminals**  
 Vehicle Type: ALL  
 •New Positive Part#CC114062 **\$7.50**  
 •New Negative Part#CC930294 **\$7.50**



**New M-37/43 Battery Box Cover**  
 Vehicle Type: E,F  
 Part #CC1270316 **\$95**



**NOS M-37/43 Battery Hold Down Cover**  
 [ORD #7374833]  
 Vehicle Type: E,F  
 Part #CC1269892 **\$40**



**New M-37/M43 Battery Box**  
 [ORD #7374841]  
 Vehicle Type: E,F  
 Part #CC1270314-N **\$169**

### REP Battery Hold Down Cover

10-1/4" x 7-1/2" x 3/4"  
 Vehicle Type: B,C,D  
 Replaces Part #CC923523, CC1450495  
**\$30**

•Battery Hold-Down Bolts Part #CC589496 **\$7.50 ea**



**NOS Radio to Battery Cables**  
 (Includes conduit)  
 Vehicle Type: B (Carryall only)  
 Part #CC924747 **\$75**


## Miscellaneous

### New D & W Series Dome Light Lens

Note: Not slotted for switch but can be modified for switch type dome lights.  
 Vehicle Type: G,H Part #CC2958428-N **\$45**



**New Standard Glass Buss Fuse Block (6 wire)**  
 Vehicle Type: ALL Part #FBP3212 **\$24**




**NOS Trailer Resistor Box**  
 Reduces voltage on 12V vehicles to pull 6V WW2 trailers. Vehicle Type: B,C  
 Part #CC1089661 **\$38**



**New 24v to 12v Voltage Converter/Reducer**  
 Vehicle Type: E,F  
 20 Amp - Power other 12 volt devices such as smart phones.  
 Part #24T12VCR **\$49**

### 24 Volt Multi-Pin Cannon Plugs



- Vehicle Type: E,F
1. Trailer Receptacle Cover Part #7731428 **\$18**
  2. Slave Receptacle (2 pin) Part #MS75058-1 **\$69**
  3. Headlight (3 position, 12 pin) Part #7716895 **\$45**
  4. Turn Signal Switch (7 pin) Part #11668591 **\$37**
  5. Turn Signal Flasher (3 pin) Part #7720479 **SOLD OUT**
  6. Trailer Receptacle (12pin) Part #MS75021-2 **\$25**



**New 24 Volt License Plate Light**  
 Vehicle Type: E,F  
 Part #24VLPL **\$12.50**

## The Complete 6 to 12 Volt Power-Vert Conversion Kit is now available

for all Dodge Trucks equipped with 218 230 & Flathead 6 cylinder engines. We understand the importance of leaving your vehicle original, but at the same time, we also understand the need for a good trouble free charging system when your vehicle is in frequent use. The Power-Vert kit is strictly a bolt on kit that requires no modification. Simply unbolt your accessories and bolt the Power-Vert kit on. A few simple tools and a couple of hours are all that is required. You can box up your original parts and change back to your original system at any time.

### The Power-Vert Conversion kit has these advantages:

- No cutting, drilling or modifying
- Retain your original gauges
- Uses your original fan belt
- No external voltage regulator required
- Retain your 6 volt starter for extra cranking power
- Superior charging system using alternator
- Faster charging rate at low R.P.M.
- No more bulky generators with hard to find expensive repair parts
- Inexpensive alternator parts available virtually anywhere
- We sell the complete kit with no retrofitting or parts to buy... except a battery
- No cutting or modifying wiring harness

### The Power-Vert Conversion kit includes:

- Rebuilt 12 volt alternator
- 12 Volt coil
- Coil resistor
- Alternator mounting brackets
- All 12 volt bulbs (minus WWII Taillight)
- 12 Volt horn
- 12 Volt to 6 Volt fuel gauge resistor (CC921257-R)
- Wiring diagram
- 90 Day warranty on all parts
- Alternator wiring w/cloth covered wire

Not Included: 12 Volt heater motor (optional - additional charge)

**NOT FOR USE WITH 251 ENGINE WITH 4 BOLT WATER PUMP**



### •Complete 6 to 12 Volt Power-Vert Kits Available for the following configurations:

- Flat Fender Power Wagon, WC 3/4 Ton, WC 6x6 & others with 230 Engine & 5/8" Pulley Part #PVK612V
- WC 1/2 Ton 230 Engine-5/8" Pulley Part #PVK612V-HLFTN
- Flat Fender Power Wagon, WC 3/4 Ton, WC 6x6 & others with 230 Engine with 1/2" Pulley Part #PVK612V-12P
- WC 1/2 Ton 230 Engine-1/2" Pulley Part #PVK612V-HLFTN12P
- Flat Fender Power Wagon & others with 251 Engines & 1/2" Pulley Part#PVK612V-251-12P
- Flat Fender Power Wagon & others with 251 Engines & 5/8" Pulley Part#PVK612V-251

**\$397 ea**

### •12 Volt Generator to Alternator Kit (Includes alternator, mounting hardware & wiring harness only) Available for the following configurations:

- Flat Fender Power Wagon, WC 3/4 Ton, WC 6x6 & others with 230 Engines & 5/8" Pulley Part #PVK12VMH
- WC 1/2 Ton 230 Engine-5/8" Pulley Part #PVK12VMH-HLFTN
- Flat Fender Power Wagon, WC 3/4 Ton, WC 6x6 & others with 230 Engines & 1/2" Pulley Part #PVK12VMH-12P
- WC 1/2 Ton 230 Engine-1/2" Pulley Part #PVK12VMH-HLFTN12P
- Flat Fender Power Wagon & others with 251 Engines & 1/2" Pulley Part #PVK12VMH-251-12P
- Flat Fender Power Wagon with 251 Engines & 5/8" Pulley Part #PVK12VMH-251

**\$229 ea**

# GROUP 6: ELECTRICAL

## New Electric Fuel Pump



Includes fittings, hose & hose clamps  
(specify 6, 12 or 24 volt)  
Vehicle Type: ALL

- 6 volt Electric Fuel Pump Part #FPE61 **\$98**
- 12 volt Electric Fuel Pump Part #FPE121 **\$98**
- 24 volt Electric Fuel Pump Part #FPE241 **\$98**

## New Fuel Pressure Regulator



(required for all electric fuel pumps)  
Part #FPR1 **\$65**

## New 6 or 12 Volt License Plate Light



Change bulb to change voltage  
Vehicle Type: A,B,C,D  
Part #612VLPL **\$10**

## New 12 Volt Heater Motor



Vehicle Type: A,B,C,D  
Part #HM12V0811 **\$85**

## NOS Replacement 24 Volt Heater Motor



(fabrication required)  
With Packard Connectors. Unit is taller & mounting studs further apart than original  
Replaces CC1390591 Vehicle Type: E,F  
Part #CC1390591-R **\$95**

## New Firewall-Mounted 12 & 24 Volt Heaters



Vehicle Type: ALL  
**Features:**  
•3-Speed Motor w/Fan Control Switch  
•Heavy-Duty, Long-Life Motor  
•Mounting Studs & Hose Connections  
•Directional Airflow Doors

- 12 Volt Firewall-Mounted Heater Part #12VFMH **\$245**
- 24 Volt Firewall-Mounted Heater Part #24VFMH **\$250**

## New Closed-Cab Replacement Dome Light



Requires hole to be cut in headliner  
Vehicle Type: Closed Cab: A,D,1939-47 2WD  
Replaces CC1189593, CC1193288  
(6 or 12 volt) Part# CC1193288-N **\$79**

## NOS 24 Volt, 25 Amp Circuit Breaker



ORD #7760416 Vehicle Type: E,F  
Part #CC1268982 **\$39**

## NOS WWII Trailer Cable w/ Male Plugs



(double ended)  
(6' long rubber insulated)  
Vehicle Type: A,B,C (fits all WWII vehicles)  
Part #BNH-20B-809 **\$75**  
NOS Male Plug Only **\$35**

- 1/4"
- 3/8"
- 1/2"
- 5/8"
- 3/4"

## NOS (Take-off) Trailer Connector Female Plug w/ Cover



(may have surface rust)  
Vehicle Type: A,B,C  
Part #CC926056-A **\$75**

## New Self Powered Timing Light



Powered by (2) D batteries  
(batteries not included)

Vehicle Type: ALL  
Part #NSPTL-DB2 **\$95**

## New Test Light



(up to 28 volt)

Part #IOWATL08 **\$23**

## New Multi Meter



Part #EMM121 **\$29.95**

## Liquid Electrical Tape (4 oz)



Part #LET08 **\$12.95**

## Dielectric Grease (1.25 oz)



Part #DEG10 **\$14.50**

## New Bakelite Connectors



(male plug is solder type) Vehicle Type: A,B,C,D  
•Male terminal plug Part #CC665151 **\$1**  
•"Y" connector Part #CC689867 **\$7.50**  
•Single connector Part #CC611898 **\$5**

## New Auto Loom By The Foot

(Original Cloth Type)



- Part #NALBTF14 **\$1.25 per foot**
- Part #NALBTF38 **\$1.35 per foot**
- Part #NALBTF12 **\$1.55 per foot**
- Part #NALBTF58 **\$2.25 per foot**
- Part #NALBTF34 **\$3.25 per foot**

## WIRE BY THE FOOT

### 14 Gauge Rubber Insulated M-Series Wire (by the Foot)

PRESTOLITE 1-78 M17456/1-5 14 GA. 1-04  
**\$1.25 per foot**

### New Vintage Style Braided Cloth Insulated Wire (by the Foot)

**DISCONTINUED!**



**16 Gauge Wire by the Foot - Minimum order: 10'**  
**10'-99' at \$1.00 per foot or \$50 per 100' roll DISCONTINUED**

Main Color	Tracer Color/Number
Black	White x 1
Black & Yellow	Black x 1
Brown	Black x 1
Red	White x 1
Green	White x 1

Single color 16 Gauge wire by the foot:  
Red, Green, Yellow, Brown, Black & Blue

**14 Gauge Wire by the Foot - Minimum order: 10'**  
**10'-99' at \$1.25 per foot or \$64 per 100' roll DISCONTINUED**

Main Color	Tracer Color/Number
Red	White x 2
Red	Black x 2
Yellow	Red x 2
Blue	White x 2
Green	White x 2
Black	White x 2
Black	Yellow x 2
Black/Green	White x 2
Black/Red	White x 2

Single color 14 Gauge wire by the foot:  
Red, Green, Yellow, Brown, Black & Blue

**12 Gauge Wire by the Foot - Minimum order: 10'**  
**10'-99' at \$1.50 per foot or \$75 per 100' roll DISCONTINUED**

Main Color	Tracer Color/Number
Brown	White x 2
Red	White x 2
Yellow	Black x 1
Green	White x 3

Single color 12 Gauge wire by the foot:  
Red, Green, Yellow, Brown, Black & Blue

**10 Gauge Wire by the Foot - Minimum order: 10'**  
**10'-99' at \$1.75 per foot or \$108 per 100' roll DISCONTINUED**

Main Color	Tracer Color/Number
Black	White x 4
Red	Black x 2

Single color 10 Gauge wire by the foot:  
Red, Green, Yellow, Brown, Black & Blue


**8 Gauge Wire by the Foot - Minimum order: 10'**  
**10'-99' at \$2.25 per foot or \$180 per 100' roll DISCONTINUED**

Main Color	Tracer Color/Number
Black	White x 4
Red	Black x 2

Single color 8 Gauge wire by the foot:  
Red, Green, Yellow, Brown, Black & Blue

## PORTABLE MILITARY GENERATORS 28 Volt DC Released from U.S. Government Service!

**Features:** Heavy Duty Aluminum Cradle, Weight 121 lbs.  
**Dimensions:** 18 1/2" high x 27 1/2" long x 20 1/2" wide  
Year Mfg: 1960-1975;  
**Generator Make:** Onan (various other makes - identical)  
1.5 KW, 28 volt DC, 53 amps,  
**Engine Make:** Wisconsin 2 cylinder



Item #PMG28V **\$395**






## Quick Tip 8: Identifying Transmissions:

Help us help you get the proper repair parts. Listed below are transmission case casting numbers which are normally located on either side of the transmission case.


1. 1941-42 WC 1/2 ton 4x4: C35661
2. 1942-45 WC 3/4 ton, WC 6X6: C38126
3. 1946-50 1-ton Power Wagon: C38126
4. 1951-(early)56 1-ton Power Wagon: C38711
5. 1951-54 M37 3/4 ton 4x4: C88671
6. 1957-68 M37B1 3/4 ton 4x4: C93511 (mounting hole pattern differs from civilian and M601 models)
7. 1956(late)-71 1-ton Power Wagon, M601: C93511
8. 1957-62 W100, W200, W300 NP420: C93511

### Transmission Shifter Knobs



- 1. NOS Vehicle Type: ALL Part #CC42971 **\$17.50**
- 2. New Vehicle Type: ALL Part #CC42971-N **\$15**

### NOS Transmission Shift Levers



1. *Non-Synchronized Transmission Lever*  
Vehicle Type: B,C,(D 1946-56)  
Part #CC921855 **\$45**
2. *Late Synchronized NP420 Transmission Lever*  
Vehicle Type: D 1956-71  
Part #CC1666523 **\$45**
3. *Early Synchronized Transmission Lever (Lower)*  
Vehicle Type: E  
ORD #7373630 Part #CC1270372 **\$20**
4. *Late Synchronized Transmission Lever (Upper)*  
Vehicle Type: E - M37B1, M43B1  
(Longer than early M-series but will work for early transmissions)  
ORD #7057658 **\$45**

### NOS Transmission Case Top Cover



Vehicle Type: B,C,(D 1946-50)

Part #CC921854 **\$79**

### Transmission Shift Lever Dust Covers



•*NOS Canadian Type*  
(Fully Covers Top of Transmission Tower)  
Vehicle Type: (D 1956 & later),F  
FSN: 2520-21-104-4223  
Replaces Part #CC1666553 **\$14.50**



•*New* Vehicle Type: A,B,C,D,E  
Part #CC317448 **\$14.50**

### NOS Transmission Top Shift Rails



- *1st & 2nd (Non-Sync)* Vehicle Type: A,B,C,(D 1946-50)  
Part #CC556839 **\$18**
- *3rd & Direct (Non-Sync)*  
Vehicle Type: A,B,C,(D 1946-50)  
Part #CC556840 **\$18**
- *Reverse (Non-Sync)* Vehicle Type: A,B,C,(D 1946-50)  
Part #CC556841 **\$18**
- *1st & 2nd* Vehicle Type: (E 1951-54)  
[ORD #7373637] Part #CC1266015 **\$18**
- *3rd & Direct* Vehicle Type: (E 1951-54)  
[ORD #7373638] Part #CC1266014 **\$18**
- *Reverse* Vehicle Type: (E 1951-54)  
[ORD #7353639] Part #CC1266016 **\$18**
- *3rd & 4th (NP420 only)*. Vehicle Type: D,E,G,H  
[ORD #7057639] Part #CC1664347 **\$18**
- *Reverse (NP420 only)*. Vehicle Type: D,E,G,H  
[ORD #7057640] Part #CC1664348 **\$18**

### NOS Reverse Fork Transmission Rail



Vehicle Type: A,B,C,(D 1946-50)

Part #CC556903 **\$18**

### NOS Early Transmission Shifter Lever Spring



Vehicle Type:  
A,B,C,(D 1946-Early-1956),(E Early)  
[ORD # 7373687]  
Part #CC584309, CC1268587 **\$10**



### New NP420 Gear Shift Lever Ball Spring Retainer


Vehicle Type: (D 1956-71),(E Late),(G,H 1957-62)  
ORD #7057639 Part #CC1936220 **\$18.50**

### NOS Transmission Rail Poppet Ball



Vehicle Type: ALL  
Part #104920 **\$2**

### NOS Early Non-Synchro Gear Shift Lever Reverse Stop



Vehicle Type: A,B,C,(D 1946 to Early 1956)  
Part #CC571392 **\$5**

### NOS Early Non-Synchro Reverse Stop Plunger Spring



Vehicle Type: A,B,C,(D 1946 to Early 1956)

Part #CC572035 **\$5**

### NOS Early Non-Synchro Reverse Stop Plunger Spring Retainer



Vehicle Type: A,B,C,(D 1946 to Early 1956)

Part #CC313515 **\$5**

### NOS 1st & 2nd Gear Transmission Lug



Early transmission only

Vehicle Type: E  
Part #CC1194341 **\$18**

### NOS 1st & 2nd Gear Transmission Top Fork



•*Early Non-Synchro Transmission*  
Vehicle Type: A,B,C,(D 1946-50 only)  
Part #CC556842 **\$35**

•*Early Synchro Transmission*  
ORD #7373625 Vehicle Type: E  
Part #CC1266020 **\$35**

### NOS Early Non-Synchro 3rd & 4th Gear Transmission Top Fork



Vehicle Type: A,B,C,(D 1946-50 only)

Part #CC556843 **\$35**

### NOS Early Synchro 3rd & 4th Gear Transmission Top Fork



Vehicle Type: E  
ORD #7373626 Part #CC1266019 **\$35**

### NOS Reverse Shift Fork

•*Non-Synchro Transmission*

Vehicle Type: A,B,C,(D 1946-56 only)  
Part #CC556844 **\$35**

•*Early Synchro Transmission*

Vehicle Type: E  
ORD #7373627, Part #CC1270371 **\$35**

### New NP420 Late Synchro 3rd/Direct Gear Fork Insert



Vehicle Type: (D Late 1956-71),(E 1957-68)  
(G,H 1957-71 w/ 4 spd NP420 & NP435)  
Part #CC1923518 **\$15/pair**

### NOS Early Non-Synchro Transmission Case



Vehicle Type: B,C,(D 1946-50)

Part #CC921853 **\$149**

# GROUP 7: TRANSMISSION



## NOS Non-Synchro Reverse Idler Gear

-Early Vehicle Type: A,B,C,(D 1946-50)  
(CC598483-See Quick Tip 10)  
Part #CC556836 **\$80**  
-Late Vehicle Type: D 1951-early 56  
Part #CC1090139 **\$65**



## NOS Early Non-Synchro Reverse Idler Gear Bushing

Vehicle Type: A,B,C,(D 1946-50)  
Part #CC556848 **\$15**

## NOS Reverse Idler Shaft

• Non-Synchro Transmission

Vehicle Type: A,B,C,(D 1946-56 only)  
Part #CC556883 **\$20**



• Synchro Transmissions

Vehicle Type: (D 1956-71),E  
[ORD #7373623] Part #CC1266088 **\$20**



## NOS Early Synchro Counter Shaft Bearing Retainer



[ORD #7373616]  
Vehicle Type: E 1951-54  
Part #CC1266000 **\$12**

## NOS Early Non-Synchro Counter Shaft



Vehicle Type: A,B,C,(D 1946-50)  
Part #CC556881 **\$25**

## NOS Counter Shaft Cluster Gear



Please have tooth count ready when ordering

Late Synchronized Gear shown.  
Other listings differ in appearance.

• Early Non-Synchronized Transmission

Vehicle Type: A,B,C,(D 1946-50)  
Part #CC598482 **SOLD OUT**

• Early Synchronized Transmission

Vehicle Type: (E 1951-54)  
ORD #7373619 Part #CC1270362 **\$125**

• Late Synchronized NP420 Transmission

Vehicle Type: (D late 1956-71),  
(E - M37-B1 Series),(G,H 1957-62)  
ORD #7057626 Part #CC1664336 **\$125**

## NOS Main Drive Gear/Shaft



• Early Non-Synchronized Transmission

Vehicle Type: A,B,C,(D 1946-50)  
Part #CC583300 **\$125**

• Early Synchronized Transmission

Vehicle Type: E 1951-54  
ORD #7373391 Part #CC1270361 **\$125**

• Late Synchronized NP420 Transmission

Vehicle Type: (D late 1956-71),(E - M37B1, M43B1)  
ORD #7057654 Part #CC1666549 **\$125**

## NOS Early Synchro Transmission Input Shaft Bearing Retaining Nut



[ORD #7373392]  
Vehicle Type: (E Early)  
Part #CC1265637 **\$7.50**

## NOS Transmission Input Shaft Bearing Retainer



-Non-Synchro Transmission  
Vehicle Type: A,B,C,(D 1946-Early 56)  
Part #CC556778 **\$35**

-Early Synchro Transmission

Vehicle Type: (E Early)  
ORD #7373394 Part #CC1265638 **\$35**

## Low & 2nd Gear



Early Non-Synchro transmission  
**Very Limited Quantity**

•NOS - Vehicle Type: A,B,C,(D 1946-50) (CC598480-See Quick Tip 9) Part #CC556831-NOS **SOLD OUT**

•USED - Vehicle Type: A,B,C,(D 1946-50) (CC598480-See Quick Tip 9)) Part #CC556831 **Call For Price**

•NOS Vehicle Type: D 1951-early 56

Part #CC1090123 **\$225**

## NOS Early Synchro Low & 2nd Gear



Vehicle Type: E  
ORD #7373397  
Part #CC1265998 **\$198**

## NOS Early Synchro 2nd Gear

[ORD #7373398]



Vehicle Type: (E Early)

Part #CC1265996 **\$89**



## NOS NP420 Transmission 2nd Gear

Vehicle Type: (E Late), (D 1956-71),(G,H 1957-62)  
[ORD #7057634] Part #CC1664320 **\$75**



## NOS NP420 Transmission 3rd/Direct

Vehicle Type: (E Late), (D 1956-71),(G,H 1957-62)  
ORD #7057631 CC1664323 **\$65**



## NOS Early Synchro Transmission 3rd/Direct

Vehicle Type: E  
ORD #7351266 CC1270985 **\$65**



## Early Non-Synchro Transmission 3rd/Direct


Vehicle Type: A,B,C,(D 1946-50)  
(CC598481-See Quick Tip 10)  
•NOS Part #CC556868-NOS **SOLD OUT**  
•Used Part #CC556868 **\$150**



## REP Transmission Side Cover Plate

(PTO opening)  
Vehicle Type: ALL  
Part #CC556875 **\$12**

## NOS 3 Speed A745 Transmission



Casting #C95323

Vehicle Type: G 1962-68

Part #CC2226313, CC2226314 **\$295**

## New Transmission Flange Speedi-Sleeve

(Repairs Seal Surface on Flange)  
Vehicle Type: ALL  
Part #SSS00212 **\$42**



## Quick Tip 9:

### Error in Assignment of Part Numbers in Parts Manuals:

After carefully researching The Mopar Parts List for Dodge Power Wagon 1947-53 & 1947-56, we have determined there was an error in part numbers listed for the Early Transmission Part #CC921869 (See sections 21-10-0, 21-11-0 on page 21-9). The Reverse Idler Gear; Low/Second Gear and 3rd/Direct Gear were assigned incorrect part numbers.

Corrected part numbers are as follows:

Part Description	Mopar Parts List Part # (Error)	Corrected Part #
Reverse Idler Gear	CC598483	CC556836
Low/2nd Gear	CC598480	CC556831
3rd/Direct	CC598481	CC556868

# GROUP 7: TRANSMISSION

## NOS Transmission Flanges (Yokes)



1. **Mechanics U-Joint Type**  
Vehicle Type: **A** except Early T-207  
Part #CC918069 **\$85**
2. **Small Detroit U-Joint Type**  
Vehicle Type: (**A** Early T-207)(**B** Early)  
Part #CC598930 **\$85**
3. **Large Detroit U-Joint Type (Early)**  
Vehicle Type: (**B** Late),(**C**,**D** 1946 to Early 56)  
Part #CC917162 **\$65**
4. **Large Detroit U-Joint Type (Late)**  
Vehicle Type:**C**,**D** 1956-71  
replaces CC1920602 Part #CC928721 **\$75**
5. **M-Series Companion Flange** Vehicle Type: **E**  
ORD #7373704, Part #CC1268312 **\$75**
6. **M-Series Companion Flange (With Dust Cover)**  
Vehicle Type: **E**  
ORD #7373704, Part #CC1268312-DC **\$75**

## TRANSMISSION BEARING SETS (bushings not included)



- (Set 7-1) 4-Speed Non-Synchronized Transmission**  
Vehicle Type: **A,B,C**, 1939-47 2WD: **WC**-(civilian), **WD15**, **WD20**, **WD21**, **WFM**, **WF31**, **WF32**, **WF33**, **WF34**, **WF36**, **WF39** (may not fit all models listed per serial #) Part #ETBS24 (5) Piece Set **\$218**
- (Set 7-2) 4-Speed Non-Synchronized Transmission**  
Vehicle Type: **D** 1946-50  
Part #MTBS25 (5) Piece Set **\$218**
- (Set 7-3) 4-Speed Non-Synchronized Transmission**  
Vehicle Type: **D** 1951 to early 1956  
Part #PTBS26 (3) Piece Set & 88 needles **\$225**
- (Set 7-4) 4-Speed Synchronized Early Transmission**  
Vehicle Type: (**E** 1951-54)  
Part #METBS21 (5) Piece Set & 46 needles **\$262**
- (Set 7-5) 4-Speed Synchronized NP420 Transmission**  
Vehicle Type: (**D** late 1956-71),(**E** - **M37B1**, **M43B1**), (**G,H** 1957-62)  
Part #LSNTBS20 (4) Piece Set & 14 needles **\$241**

## New 72" Speedometer Cable Assembly

•Vehicle Type: **A,B** (Vehicle Type **A** - Replaces CC595367 [inner cable] & CC595368 [housing], (Vehicle Type **B** - Replaces CC920402 [inner cable] & CC595371 [housing])  
Also fits 1941-1947 2WD with 4 Speed Transmission  
Part #CC920404 **\$50**

## NOS NP420 Transmission Top Step Bolt



(2 required)  
Vehicle Type: (**D** 1956-71),(**E** 1957-68)  
Part #NP91818 **\$4**

## NOS Transmission Main Shafts



1. **Early Non-Synchronized Transmission**  
Vehicle Type: **A,B,C**,(**D** 1946-50)  
Part #CC556830 **\$125**
2. **Late Non-Synchronized Transmission**  
Vehicle Type: **D** late 1951-56  
Part #CC1091851 **\$149**
3. **Early Synchronized Transmission**  
Vehicle Type: (**E** 1951-54)  
ORD #7373608, Part #CC1265991 **\$125**
4. **Late Synchronized NP420 Transmission**  
Vehicle Type: (**D** late 1956-71),(**E** - **M37B1**, **M43B1**)  
ORD #7057635, Part #CC1664319 **\$149**

## Transmission Seal & Gaskets (Complete Sets includes seal and gaskets)



- Complete Non-synchronized Transmission Seal & Gasket Set**  
Vehicle Type: **A,B,C**,(**D** 1946-50)  
Part #TSGS123 **\$28.50**
- Complete Synchronized Transmission Seal & Gasket Set** Vehicle Type:(**D** 1956-71),**E,G,H**  
Part #TSGSS24 **\$28.50**
- Transmission Seal (Rear output shaft)** Vehicle Type: **ALL**  
Part #CC593596 **\$12.50**
- Non-synchronized Transmission Gasket Set**  
Vehicle Type: **A,B,C**,(**D** 1946-50)  
Part #CC996446 **\$18**
- Synchronized Transmission Gasket Set**  
Vehicle Type:(**D** 1956-71) **E,G,H**  
Part #CC1316362 **\$18**
- NOS M-37 Canadian T98 Trans. Gasket Set (Borg Warner T98)** Vehicle Type: **F**  
Part #CC1107314 **\$12.50**
- New Gasket, PTO to Trans .020** - Vehicle Type: **ALL**  
Replaces **CC567500** Part #CC916875 **\$1.50**

## NOS Early Rear Bearing Retainer Assembly



Vehicle Type: **B,C**,(**D** 1946-50)  
Part #CC567316 **\$65**

## NOS Rear Bearing Retainer



Vehicle Type:  
(**D** 1951-early 56)(**E** 1951-54)  
Part #CC1265426 **\$35**

## NOS Early Synchronizer Assembly



[ORD #7375728]

Vehicle Type: **E**  
Part #CC1270999 **\$295**

## NOS NP420 Synchronizer Assembly

Late NP420 Transmission

Vehicle Type: (**D** late 1956-71), (**E** - **M37B1**, **M43B1**)

- Includes:
- (2) **Outer Stop Ring**  
Part #CC1669893
  - (2) **Stop Ring & Pin Assy**  
Part #CC1669891
  - Sliding Clutch**  
Part #CC1664334
  - Clutch Gear**  
Part #CC1664335
- Part #CC1664334-A **\$195**

## NOS Synchronizer Clutch Gear




- Early Transmission**  
Vehicle Type: (**E** 1951-54)  
Part #CC1270987 **\$30**
- Late Transmission**  
Vehicle Type: (**D** 1956-71)(**E** - **M37B1**, **M43B1**),(**G,H** 1957-62)  
Part #CC1664335 **\$30**

## NOS Early Synchronizer Inner Stop Ring



Vehicle Type: (**E** 1951-54)  
Part #CC1265644 **\$35 SOLD OUT**

## NOS Late NP420 Transmission Top Assembly



Vehicle Type: (**D,E** late)  
Part #CC1666553-A **\$175**

## Need Your Transmission Rebuilt?

Our shop offers complete rebuilding services for Dodge Trucks equipped with New Process four-speed transmissions.

For transmissions w/casting #C38711, we have very few parts in stock so we recommend changing to the earlier style transmission, which is interchangeable without modification (except PTO).



# GROUP 8: TRANSFER CASE

## 1-Speed Transfer Case

### Rebuilt Early 1-Speed Transfer Case



Vehicle Type: A  
 -Detroit Type  
 Part #CC918337-D  
**Call for Price**  
 -Mechanics Type  
 Part #CC918337-M  
**Call for Price**

### NOS Early 1-Speed Transfer Case & Cover



Vehicle Type: A  
 Part #CC915553  
**\$95**

### Government Rebuilt Late 1-Speed Complete Transfer Case Assembly



Vehicle Type: B  
 Part #CC924413  
**\$450 +**  
**\$100 Core**

### NOS Late 1-Speed Transfer Case & Cover



Vehicle Type: B  
 Part #CC924422 **\$95**

### New Breather Vent

[ORD #A196397]

Vehicle Type: A,B,C,D,E,F,(G,H 1957-68)  
 Replaces Part #CC915564 **\$10**



### NOS 1-Speed Transfer Case Gasket Set



Vehicle Type: A,B  
 Part #CC996418 **\$10**

### NOS 1-Speed Transfer Case Gasket and Seal Kit (4 seals)



For all VC & WC models --  
**Includes:** seal set  
 CC1056077  
 & gasket set  
 CC996418.  
 Vehicle Type: A,B

Part #CC996418-SG **\$32**

### 1-Speed Transfer Case Bearing, Gasket and Seal Set



**Includes:** seal set  
 CC1056077,  
 gasket set  
 CC996418,  
 (6) bearings  
 CC912161 & (6)  
 cups CC698394

Vehicle Type: A,B

Part #BGSS-8-1  
**\$302**

### NOS Mounting Bracket to Crossmember Bolt

(w/cotter pin hole)



3/8" x 1"

Vehicle Type: A,B  
 Part #CC915560 **Set of 4 \$10**



### NOS 1-Speed Transfer Case Companion Flange Seal

Vehicle Type: A,B  
 Part #CC599463 **\$10**

### New 1-Speed Transfer Case Cup & Cone Bearing



Vehicle Type: A,B  
 • Cup (6) required. Part #CC698394 **\$20 ea**  
 • Cone Bearing (6) required. Part #CC912161 **\$33 ea**

### Shifter Shaft Seal



Vehicle Type: ALL (G,H-1957-68 only)  
 New [ORD #500011] Part #CC915561-N **\$7.50**  
 NOS [ORD #500011] Part #CC915561 **\$7.50**

### NOS 1-Speed T-Case Bearing Retainers Input Shaft



Vehicle Type: A,B  
 Part #CC599464 **\$25**



### Front & Rear Drive

Vehicle Type: A,B  
 Part #CC599465 **\$25**

### NOS 1-Speed T-Case Bearing Retainer Studs



-Long Vehicle Type: A,B  
 Part #CC912401 **\$2**  
 -Short Vehicle Type: A,B  
 Part #CC912400 **\$2**



### NOS 1-Speed T-Case Shims

Vehicle Type: A,B (.007 SOLD OUT)  
 • .005 Front /Rear Drive Gear Retainer (Replaces .010 CC599474) Part #CC599473 **\$2**  
 • .012 Front /Rear Drive Gear Retainer Part #CC599475 **\$2**

• .012 Input Gear Retainer Part #CC599472 **\$2 SOLD OUT**


• .005 Input Gear Retainer Part #CC599479 **\$2 SOLD OUT**

## Transfer Case (1-speed)

Typical Exploded Parts View

Most parts in stock for the following Vehicle Types:

- A -1941-42 WWII WC 1/2 ton 4x4 Military Casting #C37832
- B -1942-45 WWII WC 3/4 ton 4x4 Military Casting #C38131



For Transfer Case Bearing Sets, See GROUP 25: BEARING SETS > Section 8

# GROUP 8: TRANSFER CASE



## NOS 1-Speed Drive Gear

Vehicle Type: A,B  
Part #CC916385 **\$45**



## NOS 1-Speed Idler Gear

•Vehicle Type: A,B  
Part #CC916512 **\$65**

•Vehicle Type: A(VC only)  
Part #CC599456 **\$65**

## NOS 1-Speed Drive Gear Shaft



Vehicle Type: A,B  
Part #CC599458 **\$85**

## NOS 1-Speed T-Case Driven Gear Shaft



Vehicle Type: A,B  
Part #CC599460 **\$75**

## 1-Speed T-Case Flanges (Yokes)

(speedi-sleeve #SSS00162 reqd. on USED)



### Mechanics Type

Vehicle Type: A(except early T-207)

-USED Part #CC917457-U **\$55**

### Small Detroit Type

Vehicle Type: (A early T-207),

(B-for front & rear, early intermediate)

-NOS Part #CC599026 **\$85**

-USED Part #CC599026-U **\$40**



### Large Detroit Type

Vehicle Type: (B late intermediate)

-NOS Part #CC928755 **\$75**

-USED Part #CC928755-U **\$30**



## New 1-Speed T-Case Flange Speedi-Sleeve

(Repairs Seal Surface on Flange)

Vehicle Type: A,B



Part #SSS00162 **\$69**

## NOS 1-Speed T-Case Lever Control Rod

Vehicle Type: B



Part #CC924416 **\$25**



## REP T-Case/Transmission Cover Draft Pad

Leather cow hide  
black or brown  
Vehicle Type: B

Rep T-Case Trans Draft Pad w/o winch (No PTO Lever Hole)

-Black Part #CC966650-BK **\$35**

-Brown Part #CC966650-BR **\$35**

Rep T-Case Trans Draft Pad with winch (with PTO Lever Hole)

-Brown Part #CC966622-BR **\$35**

## New 1-Speed T-Case Lever Bushing



ID: 0.750", OD: 0.875"

Vehicle Type: (A,B except ambulance)

Other variations may exist. Check your dimensions when ordering! (must be cut to length) Part #CC667742 **\$15**

## NOS 1-Speed T-Case Drain Plug



Vehicle Type: A,B

Part #CC103875 **\$5**

## NOS 1 Speed T-Case Lever Mounting Bracket



Part #CC921863

**SOLD OUT**

## NOS 1-Speed T-Case Lever Brkt. Spacer



Vehicle Type: B

[ORD #7351127] Part #CC914510 **\$5**



## NOS 1-Speed T-Case Shift Fork

Vehicle Type: A,B

Part #CC599477 **\$25**



## USED 1-Speed T-Case Mounting Brackets

Specify: Vehicle Type & Right or Left

Vehicle Type: A,B

**\$35 each**

## 2-Speed Transfer Case

## Complete Rebuilt 2-Speed Transfer Cases



(Vehicle Type E/F Flanges shown)

•Complete Flat Fender Power Wagon Rebuilt 2-Speed T-Case Vehicle Type: D  
Part #CC1188941 **\$1300 + \$250 Core**

•Complete M37 Rebuilt 2-Speed T-Case Vehicle Type: E,F  
Part #CC1089318 **\$1300 + \$250 Core**

## NOS 2-Speed Transfer Case Gasket Set



[ORD # 7411838]

Vehicle Type:  
C,D,E,F,(G,H 1957-68)

(PTO/Plate Gasket

Not Included)

Part CC1057772 **\$12**

## NOS 2-Speed Transfer Case Seal Kit



Vehicle Type: C,D,E,F,(G,H 1957-68)

(6 seals) Part #CC1057773 **\$50**

## NOS 2-Speed Transfer Case Gasket & Seal Kit

Includes: seal set

CC1057773 & gasket

set CC1057772.

(PTO/Plate Gasket

Not Included)



Vehicle Type: C,D,E,F,(G,H 1957-68)

Part #CC1057773-GSK **\$62**

## New NP200 2-Speed Transfer Case Bearing, Gasket & Seal Set

Vehicle Type: C,D,E,F



Part #BGSS-8-2 **\$310**

## New NP201 2-Speed Transfer Case Bearing, Gasket & Seal Set

Vehicle Type: (G,H 1957-68)



Part #BGSS-8-3 **\$285**

## New 2-Speed Transfer Case Companion Flange Seal



[ORD #7705744]

Vehicle Type: C,D,E,F, (G,H 1957-68)

Part #CC927637 **\$12.50**



## Shifter Shaft Seal

Vehicle Type: ALL (G,H-1957-68 only)

New [ORD #500011] Part #CC915561-N **\$7.50**

NOS [ORD #500011] Part #CC915561 **\$7.50**



## NOS 2-Speed Front Bearing Retainer w/Seal

Vehicle Type: C,D,E,F,(G,H 1957-68)

[ORD #7342862] Part #CC927389 **\$20**



## NOS NP200 2-Speed T-Case Driven Gear Shaft (1.5 to 1 ratio)

Vehicle Type: C

Part #CC927387 **\$125**

# GROUP 8: TRANSFER CASE



## 2-Speed Driven Gear Shaft

[ORD #7091753]

1.96 to 1 ratio

Very Limited Quantity

Vehicle Type: D,E,F,(G,H 1957-68

Replaces CC1791004 (NP201 Clunker Gear)

NOS 2-Speed Driven Gear Shaft Part #CC1089328 **\$325**

Used 2-Speed Driven Gear Shaft Part #CC1089328-U **\$250**



## NOS 2-Speed Idler Gear

1.96 to 1 ratio

Vehicle Type: D,E,F,(G,H 1957-68)

Part #CC1089324

Very Limited Quantity **\$195**



## USED 2-Speed Drive Gear

[ORD #7412044]

Vehicle Type:

C,D,E,F,(G,H 1957-68)

Part #CC927381 **\$75**



## NOS 2-Speed Driven Clutch Gear (Input)

Vehicle Type: C,D,E,F

[ORD #7412043]

Part #CC927383 **\$45**

## 2-Speed Front Input Shaft

(Upper) [ORD #7351062] Very Limited Quantity

Vehicle Type: C,D,E,F

Replaces CC1273815

NOS 2-Speed Front Input Shaft Part #CC927385 **\$250**

USED 2-Speed Front Input Shaft Part #CC927385-U **\$175**



## NOS 2-Speed Clutch Gear (Front axle output)

[ORD #7411880]

Vehicle Type: C,D,E,F,(G,H 1957-68)

Part #CC927384 **\$45**

## USED 2-Speed Front Output Shaft (lower)

[ORD #7351134] Very Limited Quantity

Vehicle Type: C,D,E,F

Replaces Part #CC927385

Part #CC1273816 **\$175**



## NOS Bearing Retainer (Rear)

Vehicle Type: C,D,E,F,(G,H 1957-68)

Part #CC927359/CC927360

**\$95**

## NOS 2-Speed T-Case Idler Gear Shaft

Vehicle Type: C,D,E,F,(G,H 1957-68)

[ORD #7342505]

Part #CC927361 **\$75**



## NP200 2 Speed T-Case E-Brake Drum Flange (Yoke)

[ORD #7351116] Vehicle Type: D,E,F

-NOS Part #CC594092 **\$75**

-USED Part #CC594092-U **\$35**

## NOS 2 Speed T-Case E-Brake Drum Flange (Yoke) (6x6)

Small Detroit Type Vehicle Type: C

Also fits D,E,F: Replaces standard E-brake

Drum Flange CC594092 when using

centered rear differential

Part #CC598930 **\$85**

## USED 2 Speed T-Case Front/Rear Axle Flange (Yoke)



Small Detroit Type

Vehicle Type: C,D

Part #CC927680 **\$65**

(speedi-sleeve #SS500212 required)

## NOS 2-Speed T-Case Input Flange (Yoke)



Large Detroit Type

Vehicle Type: D

Replaces CC928721 Part #CC1920602 **\$75**

## M-Series 2-Speed T-Case Input Companion Flange (Yoke)



[ORD #7373704]

Vehicle Type: E,F

NOS Part #CC1268312 **\$75**

USED Part #CC1268312-U **\$30**

(speedi-sleeve #SS500212 required on USED)

## M-Series 2-Speed T-Case Front/Rear Axle Companion Flange (Yoke)



[ORD #7373705] Vehicle Type: E,F

NOS Part #CC1268313 **\$50**

USED Part #CC1268313-U **\$30**

(speedi-sleeve #SS500212 required on USED)

## New NP200/NP201 T-Case Flange Nut Socket (1/2" drive)



For 1 5/16" Nut Vehicle Type: C,D,E,F,G,H

Part #T6DS4 **\$18**

## New 2-Speed T-Case Flange Speedi-Sleeve (Repairs Seal Surface on Flange)



Vehicle Type: C,D,E,F,G,H

Part #SS500212 **\$42**

## New Breather Vent [ORD #A196397]



Vehicle Type: A,B,C,D,E,F,(G,H 1957-68)

Replaces Part #CC915564 **\$10**

## NOS 2-Speed T-Case Drain Plug



Vehicle Type: C,D,E,F,(G,H 1957-68)

Part #CC103875 **\$5**

## New 2-Speed T-Case Lever Bushing



Vehicle Type: C,D,E,F,(G,H 1957-68)

Cut in half for both levers

[ORD #7342841] Replaces Part #CC926677 **\$15**

## NOS 2-Speed T-Case Shifter Declutch Lever (w/bushing)



[ORD #7351130] Vehicle Type: C,D,E,F,G,H

Part #CC1274209, CC926291 **\$28**

## NOS 2 Speed T-Case Shift Lever Bracket Assembly



[ORD #7372728]

Vehicle Type: (D Late 1956-71),E,F

Part #CC1269515 **\$22**



## NOS 2 Speed T-Case Shift Lever Bracket (w/spacer)

[ORD #7372676]

Vehicle Type: (D Late 1956-71),E,F

Part #CC1272134 **\$10**



## NOS 2-Speed T-Case Lever Lower Bracket Spacer (15/16" length)

Vehicle Type: B

ORD #7351127 Part #CC914510 **\$5**



## USED 2-Speed T-Case Shifter Lever Assembly

Vehicle Type: (D Late 1956-71),E,F

Includes:

Lever Part #CC1274209/CC926291

Lever Part #CC1274207/CC926667

Note: lever CC926667 fits Vehicle Type: G,H

Bracket Part #CC1269515

Washer Part #CC930006

**ONLY SOLD AS AN ASSEMBLY**

Part #2STCSLA **\$75**

## REP T-Case/Transmission Cover Draft Pad (No PTO Lever Hole)



Leather cow hide black or brown

Vehicle Type:

D-1946-(Early)56,C

Part #CC930860 **\$42**

## REP T-Case/NP420 Transmission Cover Draft Pad (No PTO Lever Hole)



Leather cow hide black or brown

Vehicle Type:

D 1956(Late)-71

Part #CC930860-L **\$45**



## NOS M-Series 2-Speed T-Case/ E-Brake Lever Draft Pad w/Retainer

Vehicle Type E,F

Part #CC1278889 **\$45**



## NOS 2-Speed T-Case Drive Shaft Outer Thrust Washer (2 Required)

[ORD#7411881]

Vehicle Type: C,D,E,F

Part #CC927394 **\$6/pair**

## NOS 2-Speed T-Case Drive Gear Shaft Roller Snap Ring (2 Required)



[ORD#7411882]

Vehicle Type: C,D,E,F,G,H

Part #CC862173 **\$5/pair**

## New NP200, NP201, NP205 Transfer Case & NP435 Transmission Poppet Ball Spring



Vehicle Type: C,D,E,F,G,H

Part #CC579195 **\$7.50**

# GROUP 8: TRANSFER CASE

**New 2-Speed T-Case Mounting Bracket Insulator/ Lower Rear Motor Mount**  
(8 required) [ORD #7372675]  
Vehicle Type(A-Motor Mount-2 reqd.),D,E,F  
Part #CC1506568, CC593309 **\$10 ea**

**New 2-Speed T-Case Mounting Bracket Insulator Spacer**  
•Vehicle Type: D Part #CC1390681 **\$16 ea**  
•Vehicle Type: E,F Part #CC1268339 **\$16 ea**

**USED 2-Speed T-Case Mounting Brackets**  
Specify: Vehicle Type, Year & Right or Left

**Call For Price & Availability**

**USED 2-Speed T-Case Low Range Control Rod**  
[ORD #7373729]  
Vehicle Type: E,F Part #CC1269517-U **\$25**

**2-Speed T-Case Front Axle Output Control Rod** [ORD #7373730] Vehicle Type: E,F  
•USED M37/M43 2-Speed T-Case Front Axle Output Control Rod Part #CC1269519-U **\$25**

**NOS 2-Speed T-Case Low Range Input Shifter Shaft** [ORD #7342858]  
Vehicle Type: C,D,E,F  
5/8" gap -> |--| (center to center)  
Part #CC927379 **\$37.50**

**NOS 2-Speed T-Case Front Axle Output Shifter Shaft** [ORD # 7342859]  
7/8" gap -> |---| (center to center)  
Vehicle Type: C,D,E,F  
Part #CC927380 **\$37.50**

**NOS 2-Speed T-Case Shifter Fork**  
[ORD#7091754]  
Vehicle Type: C,D,E,F,G,H  
Part #CC1089319, CC928997 **\$25**

**NOS 2-Speed T-Case Speedo Drive Pinion Retaining Nut** [ORD#7373731]  
Vehicle Type: E,F  
Part #CC1268510 **\$18**

**New Speedometer Cable Assembly**  
•Vehicle Type: C,D Replaces CC1271148 Part #CC926079 **\$50**  
•Vehicle Type: E,F [ORD #7527479] Part #CC1268972 **\$80**

**NOS 2-Speed T-Case Speedo Drive Pinion** [ORD #7373732]  
Vehicle Type: E,F  
Part #CC1268670 **\$30**

**NOS 2-Speed T-Case Speedo Drive Gear** (5:83 gear ratio only)  
[ORD #7411825]  
Vehicle Type: C,D,E,F,G,H  
Part #CC561651 **\$20**

**NOS 2-Speed T-Case Speedo Drive Gear Spacer**  
[ORD #7342499]  
Vehicle Type: C,D,E,F,G,H  
Part #CC927374 **\$15**

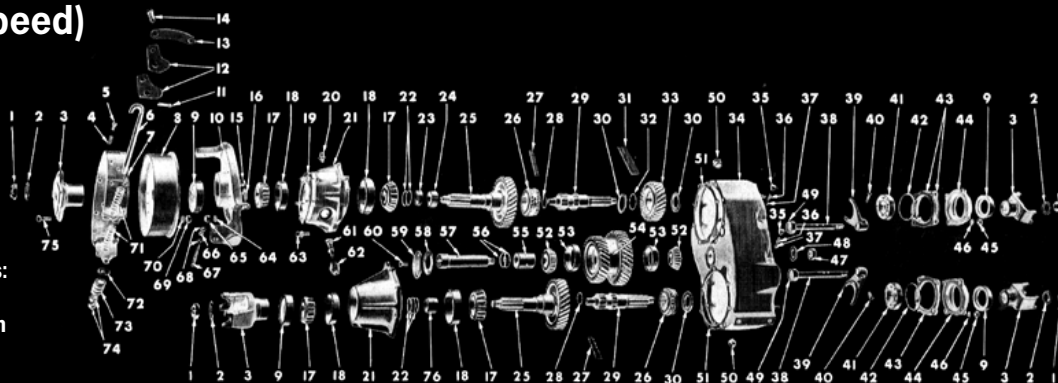
**Need Your Transfer Case Rebuilt?**



Our shop offers complete rebuilding services for Dodge Trucks equipped with New Process Transfer Cases

## Transfer Case (2-speed)

Typical Exploded Parts View



Most parts in stock for Vehicle Types:

- C - 1943-45 WWII WC 1-1/2 Ton 6x6 Military
- D - 1945-71 1-Ton 4x4 Flat Fender Power Wagon
- E - 1951-68 M37, M37B1 & variants 3/4 Ton 4x4 Military
- F - 1951-68 Canadian M37 & variants 3/4 Ton 4x4 Military

REF. NO.	PART NAME	PART TYPE CODE	REF. NO.	PART NAME	PART TYPE CODE	REF. NO.	PART NAME	PART TYPE CODE
1	NUT	16-20-3	27	ROLLER	21-103-19	53	CUP	21-104-17
2	WASHER	16-20-2	28	SNAP RING	21-103-20	54	GEAR ASSY	21-104-1
3	YOKE	16-20-1	29	SHAFT	21-102-5	55	SPACER	21-104-28
4	SPRING	4-06-11	30	WASHER	21-102-18	56	SHIM	21-104-27
5	SCREW	4-06-3	31	ROLLER	21-102-25	57	SHAFT	21-104-5
6	BOLT	4-07-1	32	SPACER	21-102-26	58	GASKET	21-104-7
7	BAND ASSY	4-03-1	33	GEAR	21-102-1	59	COVER	21-104-6
8	DRUM	4-01-1	34	CASE ASSY	21-100-1	60	BOLT	21-104-6
9	OIL SEAL ASSY	16-20-20	35	SCREW	21-109-13	61	PINION	21-85-5
10	SUPPORT	4-29-1	36	SPRING	21-109-17	62	NUT	21-85-60
11	COTTER PIN	4-26-2	37	BALL	21-109-5	63	BOLT	21-103-22
12	LEVER	4-26-1	38	RAIL	21-109-5	64	LOCKWASHER	4-29-1
13	LINK	4-26-11	39	FORK	21-109-1	65	NUT	4-29-1
14	PIN	4-26-2	40	SCREW	21-109-2	66	LOCKWASHER	4-03-1
15	NUT	4-26-12	41	BEARING ASSY	21-102-7	67	SCREW	4-03-1
16	STUD	4-26-12	42	RING (PART OF BEARING ASSY)	21-102-7	68	NUT	4-03-1
17	CONE ASSY	21-103-11	43	GASKET	21-102-16	69	NUT	4-01-2
18	CUP	21-103-10	44	RETAINER ASSY	21-102-14	70	LOCKWASHER	4-01-2
19	GASKET	4-29-2	45	NUT	21-102-14	71	SPRING	4-07-4
20	NIPPLE	21-100-23	46	LOCKWASHER	21-102-14	72	WASHER	4-07-1
21	RETAINER ASSY	21-103-22	47	NUT	21-104-32	73	SPRING	4-07-5
22	SHIM	21-103-24	48	WASHER	21-104-33	74	NUT	4-07-1
23	SPACER	21-85-27	49	OIL SEAL ASSY	21-109-10	75	BOLT	4-01-2
24	GEAR	21-85-4	50	PLUG	21-100-1	76	SPACER	21-103-7
25	SHAFT	21-103-6	51	GASKET	21-103-23			
26	GEAR	21-111-2	52	CONE ASSY	21-104-13			

For Transfer Case Bearing Sets, See GROUP 25: BEARING SETS > Section 8

# GROUP 9: PROPELLER SHAFT



## New 5380 to 1410 Conversion U-joint

Adapts original Flat Fender Power Wagon Drive Train to modern 1410 Yokes  
Vehicle Type: D  
Part #5380x1410 **\$50**

## New Large Detroit Type Universal Joint

- Intermediate Shaft (except vehicle type G & H)  
[ORD #7337334] Detroit #5380  
Vehicle Type: (B Late), C, D, E, F, (G 3500 lb axle), (H 4500 lb axle)  
Part #CC947553 **\$69**



## New Small Detroit Type Universal Joint

[ORD # 7372622] Detroit #5160  
Vehicle Type: (A early T-207 only) B, C, D, E, F  
Part #CC947556-N **\$65**



## NOS Detroit Universal Joint Clamp

Vehicle Type: (A early T-207), B, C, D  
Part #CC575723 **\$5**

## New Universal Joint Clamp Bolt

Vehicle Type: (A early T-207), B, C, D  
Part # CC575724-N **\$2**



## NOS U-Joint Clamp Lock

requires 12 for nuts and 12 for bolts (use in place of CC572604)  
Vehicle Type: (A early T-207 only) B, C, D  
Part #CC572603 **\$1 each**



## New Mechanics Type U-Joint

(Modified to fit)  
Vehicle Type: A (except early T-207 models)  
Part #CC980526 **\$69**

## NOS Mechanics U-Joint Clamp

Vehicle Type: A (except early T-207 models)  
Part #CC913468 **\$5**

## New W-Series U-Joints



• 1.231" cap diameter, 3" between yoke ears (center grease fitting)  
Vehicle Type: (G, H 1957-74)  
Detroit #5380 Part #WSUJ93059 **\$69**

• 1.08" cap diameter, 2.12" between yoke ears (angled grease fitting)  
Vehicle Type: (G 1961-80) (D100, D200, D300 1960-80)  
Detroit #7260 Part #WSUJ93159 **\$39**

• 1.231" cap diameter, 3" between yoke ears (angled grease fitting)  
Vehicle Type: (G, H 1961-80)  
Detroit #5380 Part #WSUJ93049 **\$69**



## New U-Joint Small Clamp

1957-71 models with 3000# front axle  
Vehicle Type: G Part #CC1795049 **\$5**

## New M-Series Companion Flange Bolt

[ORD #8333256] Vehicle Type: E, F  
Part #CC1506767 **\$3**

## NOS Oil Seal Yoke Washer - Detroit

1-3/8" diameter, 16 Spline

Vehicle Type: (A T-207 Intermediate) B, C, D, (E, F Trim one felt spline to fit master spline) Part #CC563099 **\$7**

## NOS Oil Seal Yoke Washer - Detroit

1 3/8" diameter, 16 Spline

Vehicle Type: (A early T-207 intermediate shaft only), B, C, D  
Part #CC572485 **\$3**

## NOS Oil Seal Yoke Washer - Mechanics

1 1/4" diameter, 10 Spline

Vehicle Type: (A except early T-207 front/rear shafts only)  
Part #CC917071 **\$3**

1 3/8" diameter, 10 Spline

Vehicle Type: (A except early T-207 intermediate shaft only)  
Part #CC917081 **\$3**

## NOS Slip Yoke Oil Seal Cap



Vehicle Type: (A early T-207 intermediate only) B, C, D, E, F

Detroit Type [ORD #7349100] Part #CC572515 **\$5**

Vehicle Type: (A except T-207, front/rear shafts only)

Mechanics Type Part #CC913708 **\$5**

## New Pinion Flange Nut & Washer Kit

(Nuts are 1 1/8")



**NOTE: For use with New CC126559 Ring & Pinion only**  
Includes: Setup Nut (for setting up New ring & pinion), Washer (used with both Nuts), Lock Nut

Vehicle Type: A, B, C, D, E, F Part #NPFNWK4 **\$12**

## NOS Pinion Flange/1-Speed Transfer Case Yoke Nut

1 1/4" locking type

(WM-300 requires washer CC1556556)

• Pinion Flange Vehicle Type: D  
Part #CC1662942 **\$5**

• T-Case Vehicle Type: A, B  
Replaces Castle Nut Part #CC600366 **\$5**

## New Pinion Flange/ 1-Speed Transfer Case Yoke Washer



Vehicle Type: A, B, C, D, E, F  
Part #CC1556556, CC308466 **\$3**

## New Transmission/ 2-Speed T-Case Shaft - Castle Nut & Washer



Vehicle Type: A, B, C, D, E, F  
Nut Part #CC562536  
Washer Part #CC578994 **\$8/Set**

## NOS Splined Front/Rear Drive Shaft Stub End (10 Spline - Mechanics)



Vehicle Type: A except T-207  
Part # SPFRSSE10 **\$45**

## NOS Intermediate Drive Shaft (10 Spline - Mechanics)



Vehicle Type:  
A except early T-207  
Part #CC917453 **\$95**

## NOS Front/Rear Drive Shaft Splined Yoke (4" 10 Spline - Mechanics)



1 1/4" diameter  
Vehicle Type: A except early T-207  
Part #CC913704 **\$95**

## NOS Intermediate Splined Yoke (4" 10 Spline - Mechanics)



1 3/8" Diameter  
Vehicle Type: A except early T-207  
Part #CC918437 **\$95**

## NOS Front/Rear Drive Shaft Splined Yoke (4" 16 Spline - Small Detroit)



1 1/4" diameter  
Vehicle Type: A early T-207 & VC  
Part #CC599254 **\$95**

## NOS Intermediate Drive Shaft (4" 16 Spline - Small Detroit - Early)



Vehicle Type:  
A early T-207 & VC  
Part #CC599249 **\$95**

## NOS Intermediate Drive Shaft (5" 16 Spline - Small Detroit)



Vehicle Type: B early  
Part #CC925037 **\$75**

## NOS Splined Front/Rear Drive Shaft Stub End (5" 16 Spline - Small Detroit)



Part #SPFRSSE16 **\$45**

## NOS Front/Rear/Intermediate Drive Shaft Splined Yoke (1 3/8" Diameter) (5" 16 Spline - Small Detroit)



Includes U-Joint  
Vehicle Type: B, (C -front only)  
Part #CC925035 **\$95**

## NOS Intermediate Drive Shaft (5" Master Spline Detroit)



Vehicle Type: E, F  
Part #CC1268615 **\$75**

## NOS Intermediate Splined Yoke (5" Master Spline - Large Detroit)



1 3/8" Diameter  
[ORD #7372626]  
Vehicle Type: E, F  
Part #CC1268616 **\$75**

## NOS Intermediate Drive Shaft (16 Spline - Large Detroit 5" spline)



Vehicle Type: (B late), C, D  
Part #CC928720 **\$75**

## NOS Intermediate Splined Yoke (16 Spline - Large Detroit - 5" spline)



1 3/8" Diameter  
Vehicle Type: (B late), C, D  
Part #CC575782 **\$75**



## GROUP 9: PROPELLER SHAFT

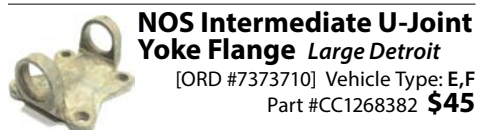
### USED Front/Rear Drive Shaft Splined Yoke (16 Spline - Small Detroit - 8" spline)



### NOS Front/Rear Drive Shaft Splined Yoke (Master Spline - Small Detroit 8" spline)



Most of the Splined Yokes are also available in good used condition. Call for Price and Availability.



### NOS Pillow Block Assembly (w/Yokes)



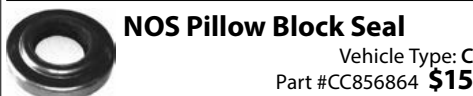
### NOS Pillow Block Assembly (w/o Yokes)



### NOS Pillow Block Shaft



### NOS Pillow Block Housing (w/Bearing Cups)



Most of the following Flanges (Yokes) are also available in good used condition. Call for price & Availability.

### NOS Transmission Flanges (Yokes)



- 1. Mechanics U-Joint Type**  
Vehicle Type: A except Early T-207  
Part #CC918069 **\$85**
- 2. Small Detroit U-Joint Type**  
Vehicle Type: (A Early T-207)(B Early)  
Part #CC598930 **\$85**
- 3. Large Detroit U-Joint Type (Early)**  
Vehicle Type: (B Late),C,(D 1946 to Early 56)  
Part #CC917162 **\$65**
- 4. Large Detroit U-Joint Type (Late)**  
Vehicle Type: C,D 1956-71  
replaces CC1920602 Part #CC928721 **\$75**
- 5. M-Series Companion Flange** Vehicle Type: E  
ORD #7373704, Part #CC1268312 **\$75**
- 6. M-Series Companion Flange (With Dust Cover)** Vehicle Type: E  
ORD #7373704, Part #CC1268312-DC **\$75**

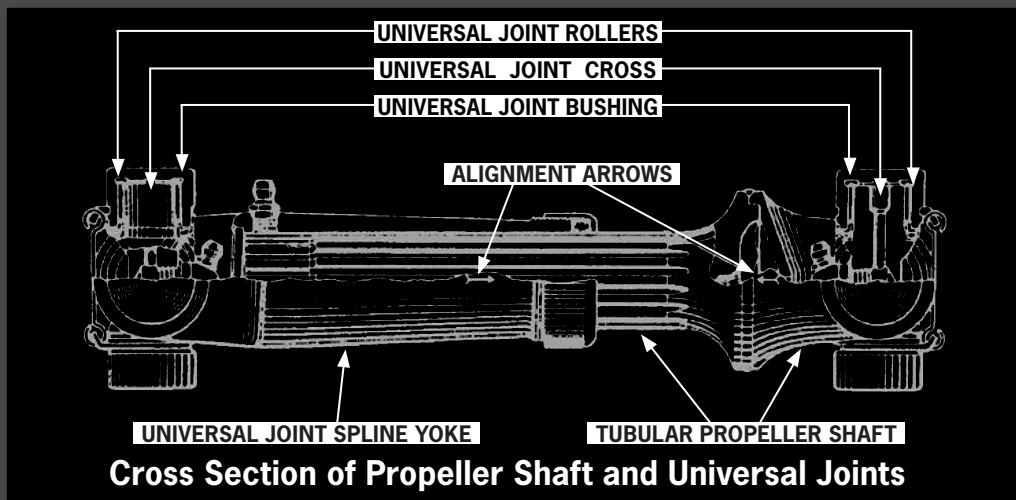


## Quick Tip 10: Proper Drive Shaft Installation

I am hearing a clunking noise coming from the drive shaft area -- what could this be?

One of the most commonly made mistakes in reinstalling drive shafts is having them out of phase. If you are having trouble with "clunking" U-joints, or U-joints wearing out quickly, be sure you check your shafts for this problem. The figure below shows a typical cross section of a prop shaft with universal joints. Note the alignment arrows on the splined yoke and the tubular prop shaft. When the arrows are not aligned, the splined yoke can be slipped over the prop shaft in any position so that the U-joints are not in alignment (or the same position), this creates a problem where the joints are working against each other.

The splined yoke can only be correct in 2 positions, (180 degrees) from each other. When reinstalling your prop shaft make sure that your pinion flange and transfer case flange (in the case of front and rear drive shafts) are in the same position. If the position is 90 degrees difference between the two, the end result will be U-joints "clunking". Because of a build up of grease on your shafts, you may not be able to see the alignment arrows. If you remove the splined yoke from the shaft, make sure that when it is reassembled, the U-joint ends of the splined yoke and prop shaft are in the same position.



# GROUP 9: PROPELLER SHAFT

## USED Front/Rear Axle Pinion Flange (Yoke) (Detroit Type)



Vehicle Type: (A Early T-207), B, C, D  
(C - Also fits Pillow Block)  
Part #CC599087 **\$75**  
(speedi-sleeve #SS500187 required)

## NOS Half-Ton Front/Rear Axle Pinion Flange (Yoke) (Mechanics Type)



Vehicle Type: A (except early T-207)  
Part #CC913470 **\$85**

## USED M-Series Front/Rear Axle Pinion Flange (Yoke)



[ORD #7373715]  
(speedi-sleeve #SS500187 required)  
Vehicle Type: E, F  
Part #CC1268384 **\$49**

## 1-Speed T-Case Flanges (Yokes)

(speedi-sleeve #SS500162 reqd. on USED)



*Mechanics Type*  
Vehicle Type: A (except early T-207)  
-USED Part #CC917457-U **\$55**



*Small Detroit Type*  
Vehicle Type: (A early T-207),  
(B-for front & rear, early intermediate)  
-NOS Part #CC599026 **\$85**  
-USED Part #CC599026-U **\$40**



*Large Detroit Type*  
Vehicle Type: (B late intermediate)  
-NOS Part #CC928755 **\$75**  
-USED Part #CC928755-U **\$30**

## NP200 2 Speed T-Case E-Brake Drum Flange (Yoke)



[ORD #7351116] Vehicle Type: D, E, F

-NOS Part #CC594092 **\$75**  
-USED Part #CC594092-U **\$35**

## NOS 2-Speed T-Case E-Brake Drum Flange (Yoke) (6x6)



*Small Detroit Type* Vehicle Type: C  
Also fits D, E, F: Replaces standard E-brake  
Drum Flange CC594092 when using  
centered rear differential  
Part #CC598930 **\$85**

## NOS 2-Speed T-Case Input Flange (Yoke)



*Large Detroit Type*  
Vehicle Type: D  
replaces CC928721 Part #CC1920602 **\$75**

## USED 2-Speed T-Case Front/Rear Axle Flange (Yoke)

(speedi-sleeve #SS500212 required)



*Small Detroit Type*  
Vehicle Type: C, D  
Part #CC927680 **\$65**

## M-Series 2-Speed T-Case Input Companion Flange (Yoke)

[ORD #7373704]



Vehicle Type: E, F  
-NOS Part #CC1268312 **\$75**  
-USED Part #CC1268312-U **\$30**  
(speedi-sleeve #SS500212 required on USED)

## M-Series 2-Speed T-Case Front/Rear Axle Companion Flange (Yoke)

[ORD #7373705]



Vehicle Type: E, F  
-NOS Part #CC1268313 **\$50**  
-USED Part #CC1268313-U **\$30**  
(speedi-sleeve #SS500212 required on USED)

## Flange (Yoke) Speedi-Sleeves



- New 1-Speed T-Case Flange Stainless Steel  
Vehicle Type: A, B  
Part #SS500162 **\$69**

- New Pinion Companion Flange Stainless Steel  
Vehicle Type: A, B, C, D, E, F  
Part #SS500187 **\$69**

- New 2-Speed Transfer Case Companion Flange  
Stainless Steel  
Vehicle Type: C, D, E, F, G, H  
Part #SS500212 **\$42**

## NOS Seal Deflectors

-NOS Rear Pinion Seal Deflector  
Prevents dirt & debris from  
destroying your pinion seal



Vehicle Type: A, B, C, D, E, F  
FSN: 2520-21-103-0807 **\$10**

-NOS Front 2-Speed Transfer  
Case Oil Seal Deflector (2 reqd.)  
Vehicle Type: C, D, E, F, G, H  
FSN: 2520-21-103-0783 **\$10**

**Most of the following Drive Shafts are also available in good used condition. Call for Price and Availability.**

## NOS Intermediate Drive Shaft Assemblies



- Large Detroit 16 Spline Vehicle Type: (B late), C, D  
Part #CC928719 **\$275**

- Large Detroit Master Spline Vehicle Type: E, F  
ORD #7373706 Part #CC1268614 **\$275**

## NOS Front & Rear Drive Shafts (W2W = Weld to Weld Dimension)



- Front Axle - 21 3/4" W2W, 16 spline Vehicle Type: E, F  
Part #CC1268610 **\$175**

- Rear Axle - 17 1/4" W2W, 16 spline Vehicle Type: E, F  
Part #CC1268611 **SOLD OUT**

- Front Axle 19" W2W (M601 Master Spline/Civilian PW & 6x6 Replacement for CC926799 without master spline)  
Vehicle Type: C, D  
Part #CC1795867 **\$175**

- Rear Axle - 37" W2W, 10 spline (Ambulance only)  
Vehicle Type: A except early T-207  
Part #CC917455 **\$195**

- Rear Axle - 38" W2W, 16 spline (Ambulance only)  
Vehicle Type: B  
Part #CC925041 **\$195**

- Front/Rear Axle - 29" W2W, 10 spline  
Vehicle Type: A except early T-207  
Part #CC921204 **\$175**

- Front Axle or Transfer Case to Pillow Block- 19" W2W, 16 spline  
Vehicle Type: C, D  
Part #CC926799 **\$175**

- Transfer Case to Forward Rear Axle - 11" W2W, 16 spline  
Vehicle Type: C  
Part #CC926714 **\$125**

- Pillow Block to Rear Axle - 7" W2W, 16 spline  
Vehicle Type: C  
Part #CC926715 **\$95**

## Complete Front & Rear Drive Shaft Assemblies (W2W = Weld to Weld Dimension)



- NOS (weathered) Front or Rear Mechanics type, 29" W2W, 10 spline Vehicle Type: A (except early T-207)  
Replaces CC917450, Part #CC921200 **\$250 \$195**

- NOS Rear Detroit Type - 98" wheel base, 14.5" W2W, 16 spline (WC 51, 52, 56, 57, 58) Vehicle Type: B  
Part #CC924654 **\$245**

- NOS Rear Detroit Type 114" wheel base, 30.5" W2W, 16 spline (WC 53 Carryall) Vehicle Type: B  
Part #CC924655 **\$245**

- NOS Rear Detroit Type -121" wheel base, 38" W2W, 16 spline (WC 54 Ambulance) Vehicle Type: B  
Part #CC924656 **\$245**

- NOS Front Detroit Drive Shaft, 21 3/4" W2W, master spline  
Vehicle Type: E, F  
[ORD #7351101] Part #CC1268606 **\$325**

\*\*\*NOS/New Rear Detroit Drive Shaft - 112" wheel base, 17 1/4" W2W, master spline (balanced, reconditioned NOS w/New tube & U-Joints) Vehicle Type: E, F [ORD #7373707] Part #CC1268607 **\$325**

\*\*\*NOS Rear Detroit Drive Shaft (M43/V41)-126" wheel base, 31" W2W, master spline Vehicle Type: E, F  
[ORD #7373708] Part #CC1268608 **\$325**

\*\*\*NOS/New Rear Detroit Drive Shaft-126" wheel base, 32" W2W, 16 spline (balanced, reconditioned NOS w/New tube & U-Joints) (replaces M601 closed cab shaft CC1794872) Vehicle Type: D  
Part #CC1189746 **\$325**

\*\*\*Includes 2 U-Joint Yoke Flanges

## FRONT AXLE SEAL & GASKET SETS



### •1/2 Ton WC & VC (8 3/4" diff.)

*Includes:* (2) inner axle oil seal, (2) front hub seal -(specify VC or WC), (1) 3.5" differential pinion seal, front knuckle felt set, (1) front axle gasket set (includes all gaskets except knuckle cap & flange)  
 Vehicle Type: A  
 Part #FASGS32 **\$89/set**

### •3/4 Ton WC Early (8 3/4" diff.)

*Includes:* (2) inner axle oil seal, (2) hub seals, (1) differential pinion seal, (1) knuckle felt set, (1) gasket set (includes all gaskets)  
 Vehicle Type: B early  
*w/Single-Lip Hub Seal* Part #FASGSM33 **\$69/set**  
*w/Double-Lip Hub Seal* Part #FASGSM33-D **\$75/set**

### •M-37, Civ PW, WC 6x6 & WC 3/4 Ton (Late) (9 5/8" diff.) Front Axle Seal and Gasket Set.

*Includes:* (2) inner axle oil seal, (2) hub seals, pinion seal (4" diameter), (1) knuckle felt set, (1) gasket set (includes all gaskets)  
 Vehicle Type: (B late),C,D,E,F  
*w/Single-Lip Hub Seal* Part #FASGL31 **\$79/set**  
*w/Double-Lip Hub Seal* Part #FASGL31-D **\$85/set**

## New Axle Cover & Differential Housing Gaskets

*• Small B-(small differential only)*  
 Vehicle Type: A,(B early)  
 Replaces CC915098  
 Part #CC952554 **\$7.50**

*• Drive Pinion Carrier Gaskets Large Differential*  
 Vehicle Type: (B late),C,D,E,F  
 [ORD #7411818]  
 Replaces CC929879 Part #CC929877 **\$7.50**



## New Steering Knuckle Flange Gasket

• Vehicle Type: B,C,D,E,F  
 [ORD #7348989]  
 Part #CC924634 **\$5 each**

• Vehicle Type: A  
 Part #CC915088 **\$5 each**



## Knuckle Felt Retainers

•USED Vehicle Type: B,C,D,E,F  
 [ORD #7348992]  
 Part #CC925581 **\$15 ea**



•NOS Vehicle Type: A  
 (2 halves per side)  
 Part #CC598832 **\$20/side**

## New Pinion Flange Nut & Washer Kit

(Nuts are 1 1/8")



**NOTE:** For use with New CC126559 Ring & Pinion only  
 Includes: *Setup Nut* (for setting up New ring & pinion), *Washer* (used with both Nuts), *Lock Nut*

Vehicle Type: A,B,C,D,E,F Part #NPFNWK4 **\$12**

Lockout Hubs - Save wear and tear on your front axle. Limited lifetime warranty.



## New AVM Heavy Duty Lockout Hubs

Fits WC 3/4 Ton, 1 Ton PW, WC 1 1/2 Ton (6X6) & M-37

-Brushed Stainless Bezel  
 Part #NAVMB91 **\$195**



## New Selectro Lockout Hubs

- W300-1958-68 (Dana 70 , 8 hole, 16 Spline)Part #NSLH36
- W300-1969-74 (Dana 70, 6 hole, 21 Spline) Part #NSLHL37
- M715- Kaiser Jeep (Dana 70, 6 hole, 21 Spline) Part #NSLHL37
- Internal--non flanged Fits W100 1969-71 Part #NOSLH40
- WC 1/2 Ton Part #NSLH39

**DISCONTINUED**  
**DISCONTINUED**  
**DISCONTINUED**  
**DISCONTINUED**

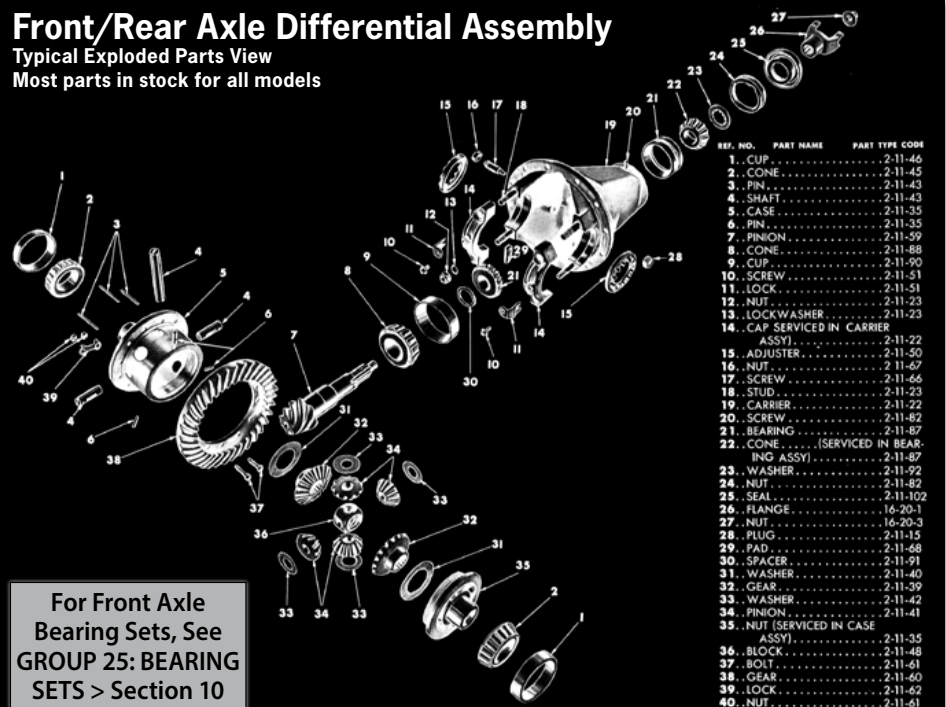


## Ring & Pinion Gear Sets

- *New Large 9 5/8", 4:30 ring and pinion set*  
 Part #CC1265599-430 **PRE-ORDER NEXT PRODUCTION RUN**
- *New Large 9 5/8", 4:89 ring and pinion set*  
 Part #CC1265599 **PRE-ORDER NEXT PRODUCTION RUN**
- *USED Large 9 5/8" 5:83 Ring and Pinion Set*  
 Part #CC1057769 **\$550**  
**VERY LOW STOCK Call for Availability**
- *NOS Small 8 3/4" 5:83 for early 3/4 ton WC models*  
 Part #CC922847 **\$200**

## Front/Rear Axle Differential Assembly

Typical Exploded Parts View  
 Most parts in stock for all models



For Front Axle Bearing Sets, See **GROUP 25: BEARING SETS > Section 10**

REF. NO.	PART NAME	PART TYPE CODE
1.	CUP	2-11-46
2.	CONE	2-11-45
3.	PIN	2-11-43
4.	SHAFT	2-11-43
5.	CASE	2-11-35
6.	PIN	2-11-59
7.	PINION	2-11-88
8.	CONE	2-11-88
9.	CUP	2-11-90
10.	SCREW	2-11-51
11.	LOCK	2-11-51
12.	NUT	2-11-23
13.	LOCKWASHER	2-11-23
14.	CAP SERVICED IN CARRIER ASSY)	2-11-22
15.	ADJUSTER	2-11-50
16.	NUT	2-11-67
17.	SCREW	2-11-66
18.	STUD	2-11-23
19.	CARRIER	2-11-22
20.	SCREW	2-11-82
21.	BEARING	2-11-87
22.	CONE (SERVICED IN BEARING ASSY)	2-11-87
23.	WASHER	2-11-92
24.	NUT	2-11-82
25.	SEAL	2-11-102
26.	FLANGE	16-20-1
27.	NUT	16-20-3
28.	PLUG	2-11-15
29.	PAD	2-11-68
30.	SPACER	2-11-91
31.	WASHER	2-11-40
32.	GEAR	2-11-39
33.	WASHER	2-11-42
34.	PINION (SERVICED IN CASE ASSY)	2-11-41
35.	NUT (SERVICED IN CASE ASSY)	2-11-35
36.	BLOCK	2-11-48
37.	BOLT	2-11-61
38.	GEAR	2-11-60
39.	LOCK	2-11-62
40.	NUT	2-11-61

# GROUP 10: FRONT AXLE



**New Knuckle Felt Set**  
Vehicle Type: B,C,D,E,F  
[ORD #7349109]  
Part #CC924635 **4 Piece Set \$24**

**New 1/2 Ton Knuckle Felt Set**  
(1 set does 1 axle)  
Vehicle Type: A  
Part #CC598836 **8 Piece Set \$28**



**New Knuckle Felt Pressure Spring**  
Vehicle Type: B,C,D,E,F  
[ORD #7348995]  
Part #CC924636 **\$24 ea**



**USED Knuckle Felt Retainer Flanged Joint**  
[ORD #7348991] Vehicle Type: B,C,D,E,F  
Part #CC924638 **\$5 ea**



**New Knuckle Felt Joint**  
Vehicle Type: B,C,D,E,F  
Part #CC924637 **\$5 ea**



**New Drive Flange Gasket**  
[ORD #7351041]  
Vehicle Type: A,B,C,D,E,F  
Part #CC915565 **\$2 ea**



**New Drive Flange Stud**  
Vehicle Type: A,B,C,D,E,F  
[ORD #7351088] Part #CC916414 **\$3**



**New Drive Flange Stud Nut**  
Vehicle Type: A,B,C,D,E,F  
Part #CC125913 **\$2**



**NOS Differential Gears Repair Kit**  
*Includes:* gaskets, spider gears, side gears, pins, etc.

- 8 3/4 Ring Gear (2 Pinion) Vehicle Type: B early Part #CC996420 **\$85**
- 8 3/4 Ring Gear (4 Pinion) Vehicle Type: B Part #CC996431 **\$85**
- 9 5/8 Ring Gear Vehicle Type: (B late),C,D,E,F Part #CC1057780 **\$85**



**NOS Differential Side Gear**  
[ORD #7411919] Vehicle Type: B,C,D,E,F  
Part #CC922434 **\$18**



**NOS Differential Pinion Spider Gear**  
Vehicle Type: B,C,D,E,F Part #CC855097 **\$10**



**New Conversion Drive Pinion Carrier Stud**

For converting small early type axle housing to accept large 9-5/8" differential. Important: Diff. inspection cover must be replaced with late style. Vehicle Type: B,D  
Part #CCS9999 **\$5 DISCONTINUED**



**Inner Axle Seal**  
•NOS Vehicle Type: A Part #CC599086 **\$9.50**



•New [ORD #500057] Vehicle Type: B,C,D,E,F Part #CC924432-W **\$12**

•NOS [ORD #500057] Vehicle Type: B,C,D,E,F Part #CC924432-S **Sold Out**



**NOS 3-1/2" Drive Pinion Seal (Small)**  
(8-3/4" small differential, front & rear)  
Vehicle Type: A,(B early)  
Part #CC856864 **\$15**



**New 4" Drive Pinion Seal (Large)**  
**MAY EXPERIENCE STOCK ISSUES**  
[ORD #7411822]

(9-5/8" large differential, front & rear)  
Vehicle Type: (B late),C,D,E,F

**New 4" Single-Lip Pinion Seal** Part #CC928114 **\$23.50 ea**  
**New 4" Double-Lip Pinion Seal** Part #CC928114-2L **\$59 ea**



**Wheel Bearing Seal**  
•New Front Vehicle Type: A Part #CC915497 **\$10**  
•Single Lip (NOS Leather or New Neoprene) Vehicle Type: (A rear only),B,C,D,E,F Part #CC915499 **\$12**  
•New Double Lip Vehicle Type: (A rear only),B,C,D,E,F Part #CC915499-D **\$15**



**NOS Front Steering Knuckle**  
• Vehicle Type: A  
-Right Part #CC915566 **\$75**  
-Left Part #CC915567 **\$75**  
• Vehicle Type: B,C,D,E,F  
-Right Part #CC924598 **\$95**  
-Left Part #CC924599 **\$95**



**NOS Front Axle Spindle w/Bushing**  
•Vehicle Type: B,C,D,E,F Part #CC924580 **SOLD OUT**  
•Vehicle Type: A Part #CC915578 **\$75**  
•Vehicle Type: H Part #CC1795575 **\$95**



**New Spindle Speedi-Sleeve**  
Vehicle Type: (A-rear only),B,C,D,E,F  
Part #SSS00281 **\$90**



**New Front Axle Bushing Puller**  
Vehicle Type: B,C,D,E,F  
Part #NBP47 **\$119**



**New Wheel Bearing Socket**  
(8-Sided -3/4" drive.)  
Adjusting Nut 2-9/16"  
Vehicle Type: A,B,C,D,E,F  
Part #CC916083 **\$59**



**NOS Ring Gear Nut Lock (6 required.)**  
Vehicle Type: A,B,C,D,E,F  
Part #CC601859 **\$2**



**New Differential Thrust Screw & Nut**  
Vehicle Types: A,B,C,D,E,F  
Screw Part #CC856868 **\$28**  
Nut Part #CC856869 **\$10**



**New Metallic Differential Side Gear Thrust Washer**  
Vehicle Type: B,C,D,E,F  
Part #CC922422-M **\$5 each**

## Front Axle Shafts



- WC 1/2 ton right assy Bendix Part #CC915114 **\$150**
- WC 1/2 ton left assy Bendix Part #CC915115 **\$150**
- WC 3/4 & 6x6 right assy Bendix (Also fits Vehicle Type D) Part #CC924244 **\$125**
- WC 3/4 & 6x6 left assy Bendix (Also fits Vehicle Type D) Part #CC924245 **\$125**
- 15-5/8" PW right inner Tracta Part #CC1189230 **\$75**
- 32-7/8" PW left inner Tracta Part #CC1189231 **\$75**
- 15-7/8" M37 right inner Tracta Part #CC1268430 **\$75**
- 29-7/8" M37 left inner Tracta Part #CC1268431 **\$75**
- 8-1/4" M37 & PW outer Tracta Part #CC1189232 **\$75**
- M37, PW, W300 Tracta joint (2 piece)  
-USED Part #UTJ1192383 **\$50**  
-NOS Part #NTJ1192383 **\$100**
- NOS Inner Front Axle Shafts 1958-68 Dana 70 (23 Spline) Vehicle Type: H  
-15-5/8" Right Part #CC1795502 **\$200**  
-33" Left Part #CC1795503 **\$200**
- NOS Inner Splined Shaft (Rzeppa) Vehicle Type: A  
-Right Part #CC919092 **\$75**  
-Left Part #CC919093 **\$75**



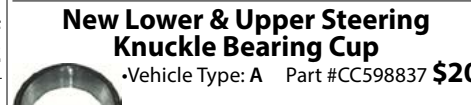
**NOS Drive Flange Shim**  
Vehicle Type: A  
•.005 Part #CC915580 **\$4**  
•.007 Part #CC915581 **\$4**  
•.020 Part #CC915582 **SOLD OUT**



**New Lower Steering Knuckle Bearing Cap Gasket**  
[ORD #7348988]  
Vehicle Type: B,C,D,E,F  
Part #CC924594 **\$1.50**



- Upper Steering Knuckle Flange Bearing Cap Shim**
- New .005 1/2-Ton Vehicle Type: A Part #CC916855 **8**
  - New .007 1/2-Ton Vehicle Type: A Part #CC916856 **\$8**
  - New .020 1/2-Ton Vehicle Type: A Part #CC916857 **\$8**
  - New .005 Vehicle Type: B,C,D,E,F [ORD #7348994] Part #CC924591 **\$8**
  - New .007 Vehicle Type: B,C,D,E,F [ORD #7349269] Part #CC924592 **\$8**
  - New .020 Vehicle Type: B,C,D,E,F [ORD #7349268] Part #CC924593 **\$8**



**New Lower & Upper Steering Knuckle Bearing Cup**  
•Vehicle Type: A Part #CC598837 **\$20**  
•Vehicle Type: B,C,D,E,F,(G 3500 lb axle only),H Part #CC927013 **\$24**



**New Breather Vent** [ORD #A196397]  
Vehicle Type: A,B,C,D,E,F,(G,H 1957-68)  
Part #CC915564 **\$10**

# GROUP 10: FRONT AXLE

## New Lower Steering Knuckle Flange Cone Bearing



- Vehicle Type: A Part #CC598838 **\$29.50**
- Vehicle Type: B,C,D,E,F,(G-except 3000 lb axle),H [ORD #705436] Part #CC927014 **\$36**

## New 1/2 Ton Steering Knuckle Bushing



- (2) required Vehicle Type: A Part #CC915579 **\$28**

## New Half-Ton Upper Steering Knuckle Flange Bronze Cone Bearing



- Vehicle Type: A Part #CC916060 **\$55**

## New Steering Knuckle & Axle Housing Bushing



- (4) required on front axle Vehicle Type: B,D,C,E,F [ORD #7351046] Part #CC924249 **\$28**

## New Upper Steering Knuckle Flange Bronze Cone Bearing



- [ORD #7705714] Vehicle Type: B,C,D,E,F,(G 3,500 lb. axle only),H Part #CC924436, CC1270396 **\$69**

## NOS Differential Carrier Cases



- Dana 70 - 23 Spline Vehicle Type: H Part #CC1795161 **\$395**
- 8 3/4" - 4 Pinion Vehicle Type: B Part #CC927836, CC925727 **\$250**
- 8 3/4" - 2 Pinion Vehicle Type: A,(B early-front only) Part #CC856853 **\$250**

## NOS Differential Carrier Case Cap (not shown)

- Vehicle Type: (B late),C,D,E,F Part #CC928302 **\$95**

## New W-Series Axle Shaft U-Joints



- Front Axle Shaft (1.06" cap diameter, 2.07" Between Grooves) With inside snap ring (3000 lb Dana 44) Vehicle Type: G 1961-(early)72 Part #WSUJ365 **\$35 CLOSEOUT**

- Front Axle Shaft (1.19" cap diameter, 3.62" Overall Width) With outside snap ring (3500 lb Dana 44) Vehicle Type: G 1961-71 Part #WSUJ231 **\$35 SOLD OUT**

- Front Axle Shaft (1.19" cap diameter, 2.07" Between Grooves) Vehicle Type: G 1969-78 Part #WSUJ371 **\$29 SOLD OUT**

## New Front Steering Knuckle Kit



- 3,000 lb Dana 44 (one kit does one side) Includes: Oil Seal Felt-CC1791960; Neoprene OilSeal-CC1791957 & Oil Seal Retainers-(8-bolt)-CC1791958 Vehicle Type: G Part #NFDLK61 **\$49**

## NOS Front Steering Felt & Retainer



- 3,500 lb Dana 44 & 4,500 lb Dana 70 Oil Seal Felt Part #CC1795514 **\$20 each**
- Oil Seal Retainers Part #CC1795512 **\$5 each half**

- NOS Dana 70 Differential Carrier Cover** Vehicle Type: H Part #CC1795157 **\$45**
- Cover Gasket** Part #CC2231855 **\$10**

- NOS Drive Flange Gasket** Vehicle Type: (H 1958-68 only),J (6 hole) Part #CC1795195 **\$2**

- New Inner Front Axle Shaft Guide & Seal** Vehicle Type: G Part #CC1791964 **\$24**

- New Inner Front Axle Shaft Guide Seal** Vehicle Type: H Part #CC1795508 **\$22**

- New Inner Front Axle Shaft Guide** Vehicle Type: H Part #CC1795509 **\$35**

- New Steering Knuckle Bushing (dana 70)** Vehicle Type: H Part #CC1795578 **\$59**

- New Steering Knuckle Bushing (dana 44)** Vehicle Type: G Part #CC1791706 **\$28**

- New Splined Upper Steering Knuckle Pivot Bushing** 3,000 lb. axle only (1959-68) Vehicle Type: G Part #CC2511521 **\$45**

- New Keyed Upper Steering Knuckle Pivot Bushing** 3,000 lb. axle only (1969-71) Vehicle Type: G Part #CC1924416 **\$45**

- New Steering Knuckle Bearing Cup** Vehicle Type: G 3,000 lb axle only Part #CC1793515 **\$17.50**

- New Lower Steering Knuckle Bearing Cone** 3,000 lb. axle only Vehicle Type: G Part #CC1793514 **\$28**

- NOS Wheel Bearing Socket** 6-Sided, 2-9/16" Adjusting Nut Vehicle Type: H Part #WBNW002 **\$25**

- Front Axle Wheel Bearing Seal** Vehicle Type: G,H Specify Axle Type **Call for Price & Availability**

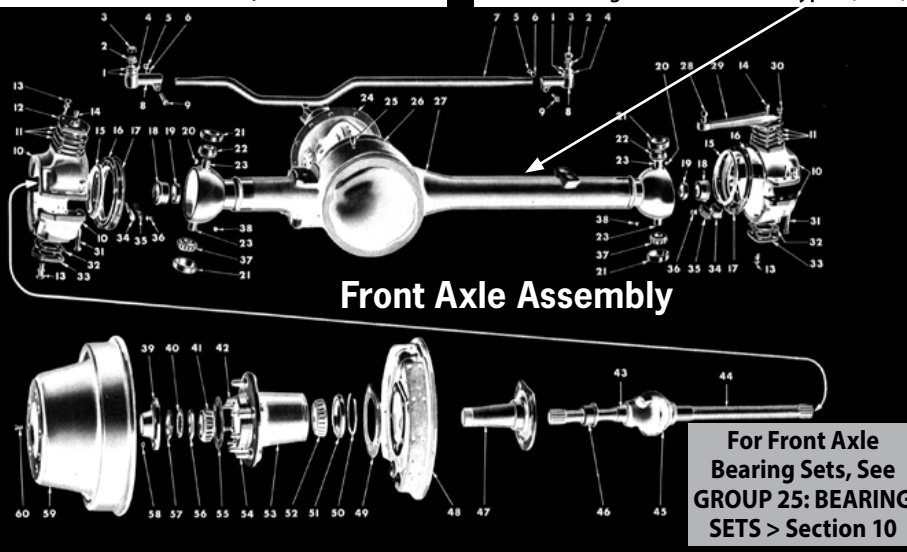
- New ARB Air Locking Differential** Vehicle Type: (B-late),C,D,E,F Also Fits: Vehicle Type B Early w/ modification, & Vehicle Type A w/ modifications & 3/4 ton axle shafts The only air-selectable locking differential that replaces Dodge Corporate 9 5/8" differentials. Part #ARB-PW02 **\$1249 LIMITED STOCK!**

**INQUIRE ABOUT NEXT PRODUCTION RUN**

Spicer/Dana 44 & Spicer/Dana 70 Front Axle Parts: Prices may be subject to change. Please call us for our most current price on these items.

## Front Axle Housing

- NOS Vehicle Type: A Part #CC915532 **\$350**
- Call for Pricing on other vehicle types (used)

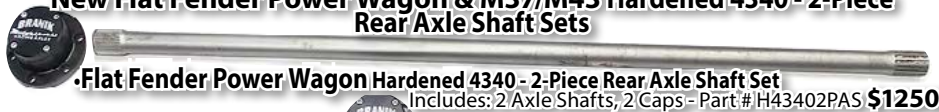


## Front Axle Assembly

For Front Axle Bearing Sets, See **GROUP 25: BEARING SETS > Section 10**

# GROUP 11: REAR AXLE

## New Flat Fender Power Wagon & M37/M43 Hardened 4340 - 2-Piece Rear Axle Shaft Sets



**•Flat Fender Power Wagon Hardened 4340 - 2-Piece Rear Axle Shaft Set**  
Includes: 2 Axle Shafts, 2 Caps - Part # H43402PAS **\$1250**

**•M37/M43 Hardened 4340 - 2-Piece Rear Axle Shaft Set**  
Includes: 2 Axle Shafts, 2 Caps - Part # H43402PM37AS **\$1150**

### Nitro LunchBox Differential Lockers



Nitro Lunchbox Lockers are TOUGH - RELIABLE - AFFORDABLE. Not everyone needs or wants a selectable locker - Let Nitro Gear & Axle mechanical lockers upgrade your currently open differential! When it comes to performance & strength in an auto (mechanical) locker, our Lunchbox Locker units set the New standard.

**Nitro LunchBox Lockers are made from 9310 steel and will replace the internal spider gears of an open differential only.** Vehicle Type: (B late), C, D, E, F Part #NDLRL12 **\$395**

### Rear Axle Shafts

- NOS 36 3/8" Vehicle Type: A Part #CC915249 **\$75**
- NOS 36 1/4" Vehicle Type: B, C Part #CC921659 **\$75**
- 26" PW & 6x6 right Vehicle Type: C, D Part #CC925960 **\$125**
- 46-1/2" PW & 6x6 left Vehicle Type: C, D Part #CC925961 **\$125**
- 29-1/4" M-37 right Vehicle Type: E, F Part #CC1268810 **\$125**
- 40-1/4" M-37 left Vehicle Type: E, F Part #CC1268811 **\$125**
- 35-1/64" (Single Wheel) Vehicle Type: H Dana 70 Rear 23 spline Part #CC2585379 **\$250**

### Ring & Pinion Gear Sets



- **New Large 9 5/8", 4:30 ring and pinion set** Part #CC1265599-430 **PRE-ORDER NEXT PRODUCTION RUN**
  - **New Large 9 5/8", 4:89 ring and pinion set** Part #CC1265599 **PRE-ORDER NEXT PRODUCTION RUN**
  - **USED Large 9 5/8" 5:83 Ring and Pinion Set** Part #CC1057769 **\$550**
- VERY LOW STOCK Call for Availability**
- **NOS Small 8 3/4" 5:83 for early 3/4 ton WC models** Part #CC922847 **\$200**

### WC 1/2 Ton Rear Axle Upgrade Kit



**(Upgrades axle to 3/4 ton capacity)** Vehicle Type: A Includes: (2) Gears-CC922434, (2) Washers-CC922422, (2) Axle Shafts-CC921659 Part #WC12RAUK1 **\$189**

### Rear Axle Seal & Gasket Sets

#### WC 1/2 & 3/4 Ton Early 8 3/4" Differential Rear Axle Seal & Gasket Set

Includes: (2) hub seal, (2) outer axle flange oil seal, (1) pinion seal (3 1/2" dia.), (4) axle flange paper gasket, (2) rear axle gasket (8 3/4" diff)



Vehicle Type: A, (B early) w/Single Lip Hub Seal Part #RGSS541 **\$69 Set** w/Double Lip Hub Seal Part #RGSS542 **\$75 Set**

#### Civ PW, M-37, WC 6x6, WC 3/4 Ton Late Rear Axle Seal & Gasket Set (9 5/8" diff.)

Includes: (2) hub seals, (2) outer axle flange oil seal, (1) pinion seal (4" dia.), (4) axle flange paper gaskets, (1) rear axle gasket (9 5/8" diff)

Vehicle Type: (B late), C, D, E, F w/Single Lip Hub Seal Part #RGSS41 **\$73 Set** w/Double Lip Hub Seal Part #RGSS42 **\$79 Set**

#### New 1961-71 Dana 60 Differential Master Bearing Kit (9 3/4" ring gear)

Includes: Bearing Kit Plus Ring Gear Bolts /Pinion shims/Carrier Shims Vehicle Type: G Part #WDBGSK60G **\$239**

#### New 1961-71 Dana 70 Differential Master Bearing Kit (10.54" ring gear)

Includes: Bearings, Seals, Gaskets, and Accessory Components Vehicle Type: H Part #WBGSK70H **\$289**

### New ARB Air Locking Differential

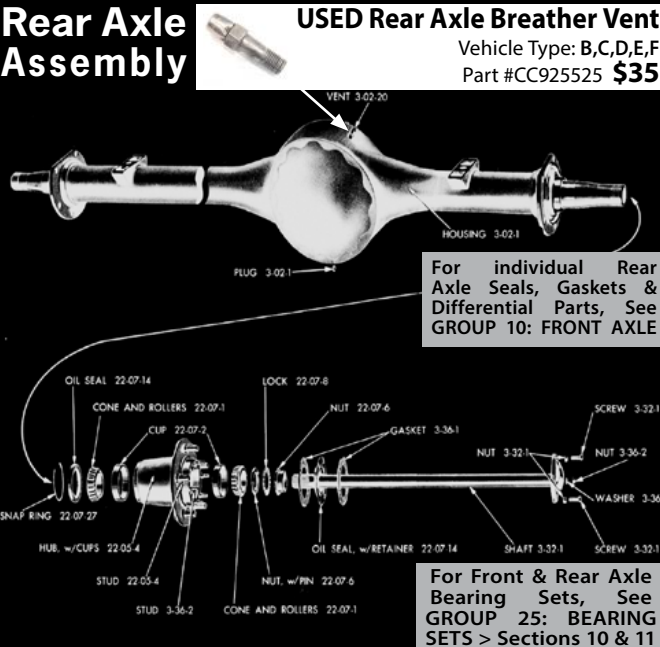


Vehicle Type: (B-late), C, D, E, F

Also Fits B Early w/modification & A w/modifications & 3/4 ton axle shafts. The only air-selectable locking differential that replaces Dodge Corporate 9 5/8" differentials.

Part #ARB-PW02 **\$1249**  
**LIMITED STOCK!**  
**INQUIRE ABOUT NEXT PRODUCTION RUN**

### Rear Axle Assembly



### USED Rear Axle Breather Vent

Vehicle Type: B, C, D, E, F Part #CC925525 **\$35**

For individual Rear Axle Seals, Gaskets & Differential Parts, See GROUP 10: FRONT AXLE

For Front & Rear Axle Bearing Sets, See GROUP 25: BEARING SETS > Sections 10 & 11



### New Rear Outer Axle Flange Oil Seal

Vehicle Type: A, B, C, D, E, F Part #CC915496 **\$11.50**



### New Drive Flange Gasket

[ORD #7351041] (4 reqd.) Vehicle Type: A, B, C, D, E, F Part #CC915565 **\$2 each**



## Quick Tip 11: Differential Sizes & Gear Ratios

What is the gear ratio and diameter of my truck's differential?

The older Dodge axle that uses the 5 hole Budd Wheel (1-1/2" lug nuts), came in (2) different ring gear diameters as well as (2) different gear ratios. Differential sizes and gear ratios are shown below, for various truck types. To determine the size of ring gear without disassembling your differential, just **measure the diameter of your pinion seal.**

- **3 1/2" diameter pinion seal** = 8 3/4" diameter ring gear
- **4" diameter pinion seal** = 9 5/8" diameter ring gear
- **Vehicle Type A**- 1940-42 VC/WC 1/2 ton 4x4 All: 8 3/4" diameter ring gear 4.88 Gear Ratio
- **Vehicle Type B**- 1942-45 WC 3/4 ton 4x4 Early: 8 3/4" diameter ring gear—5.83 Gear Ratio Late: 9 5/8" diameter ring gear—5.83 Gear Ratio
- **Vehicle Type C**- 1943-45 WC 1 1/2 ton 6x6 All: 9 5/8" diameter ring gear 5.83 Gear Ratio
- **Vehicle Type D**- 1946-1971 1-ton (Flat fender only) 4x4 Power Wagon All: 9 5/8" Diameter ring Gear—5.83 Gear Ratio standard—4.88 Gear Ratio (optional)
- **Vehicle Types E & F**- 1951-68 3/4 ton M-series Dodges All: 9 5/8" diameter ring gear—5.83 Gear Ratio

## Master Cylinder

### New Brake Master Cylinder

Vehicle Type: A,B,C,D

Correct for Vehicle

Type A but will

work for B,C,D

**\*Boot included!\***

(replaces CC920817 without modification)

Part #CC695696 **\$149**

Part #CC695696 **\$149**

### New Slope-Top Master Cylinder

Vehicle Type: B,C,(D 1946-66)



Part #CC920817 **\$129**

### New M-Series Brake Master Cylinder

[ORD #7373718]

Vehicle Type: E,F



Part #CC1269447 **\$149**

### New Brake Tandem Master Cylinder

Vehicle Type: D late

1967-71 WM300

only (mounts

under driver's

floor pan)

Part #CC2231966 **\$125**

### New W-Series Master Cylinder

Vehicle Type: G,H

(Fits D/W100 69-71

& 1967-71 W300)

Part #CC2830269 **\$125**

### New W-Series Master Cylinder

Vehicle Type: G

(Fits D/W100

& 200 also

many late '50's

Chrysler & Plymouth cars)

Part #CC2230495 **\$173**

### New D & W-Series Master Cylinder

Vehicle Type: G, H (Fits

1957-59 W100, 1958-60 W200, 1959-66

W300) Part #CC1921659 **\$155**

### New W-Series Master Cylinder

Vehicle Type: G, H, D400/W400,

D500/W500 Part #CC1921660 **\$149**

### New M37/M43 Brake Master Cylinder Cover

[ORD #7005430]

Vehicle Type: E,F

Part #CC1278105 **\$45**

### NOS Brake Master Cylinder Outlet Nipple

[ORD #7351252]

Vehicle Type: A,B,C,D,E,F

Part #CC391441 **\$7.50**

### New Brake Master Cylinder Repair Kit (sold as kit only)

[ORD #7735508]

Vehicle Type:

A,B,C,D,E,F



Part #CC800001 **\$36**

### New Brake Master Cylinder Piston Return Spring

[ORD #7411637]

Vehicle Type: A,B,C,D,E,F

Part #CC79374-N **\$5**




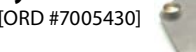

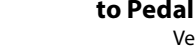

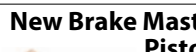
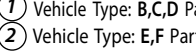
### NOS Brake Master Cylinder to Frame Tee Tube

Vehicle Type: A

Part #CC861836 **\$10**



### New Brake Master Cylinder Frame Tee Tube Assembly



### New Brake Master Cylinder Cover



Vehicle Type: D 1967-71

Part #CC2519353 **\$15**

## Wheel Cylinder

### New Brake Wheel Cylinder (11")

1-1/4" x 1-3/8" bore

(original is 1 1/8" x 1 1/4")



**New (11") right** Vehicle Type: A

Replaces Part #CC635545 **\$75**

**New (11") left** Vehicle Type: A

Replaces Part #CC635546 **\$75**

### New Brake Wheel Cylinder (14")

1-1/4" x 1-3/8" bore



**New (14") right (replaces CC1271436)**

Vehicle Type: A, B, C, D, E, F

Part #CC924206 **\$49**

**New (14") left (replaces CC1271437)**

Vehicle Type: A, B, C, D, E, F

Part #CC924207 **\$49**

### New W300 Wheel Cylinder

Vehicle Type: H

(1958-71 W300, (D300 rear

only) & some 1953-59 2WD)



**Front (Right or Left) 1 3/8" Bore**

(replaces CC1922156) Part #CC2231998 **\$59**

**Right Rear 1" Bore** Part #CC1922190 **\$50**

**Left Rear 1" Bore** Part #CC1922191 **\$50**

### New Front W-Series Wheel Cylinder

1 1/8" Bore



Vehicle Type: G(1957-71 W100 & W200)

**Right Front** - Part #CC1793118 **\$28**

**Left Front** - Part #CC1793119 **\$28**

### New Rear W-Series Wheel Cylinder

1 1/8" Bore

Vehicle Type: G

(W100 - 1957-71,

W200 - 1961-71,

D200 - 1961-68)



**Right Rear** - Part #CC1791233 **\$28**

**Left Rear** - Part #CC1791232 **\$28**

### New Brake Wheel Cylinder Repair Kit

[ORD # 7707273]

1 1/4" X 1 3/8" only



Vehicle Type: A, B, C, D, E, F

Part #CC947623 **\$17 ea**

### USED Brake Front Wheel Cylinder Inlet Connection (11")

Vehicle Type: A



Part #CC668836 **\$20**

### New-Take-Off Brake Front Wheel Cylinder Mounting Screw (11")

Vehicle Type: A

Part #CC634552 **\$2**



### New Brake Rear Wheel Cylinder Inlet Connection

[ORD #A323092]

Vehicle Type: A,B,C,D,E,F

Part #CC306292-N **\$15**



### New Brake Front Wheel Cylinder Inlet Connection

[ORD # 7351305]

Vehicle Type: B,C,D,E,F

Part #CC924644-N **\$15**



### NOS Brake Wheel Cylinder Inlet Connection Bolt

Vehicle Type: A,B,C,D,E,F,H

Part #CC79193 **\$4**



### New Brake Wheel Cylinder Bleeder Screw

[ORD #7539268]

Vehicle Type:

A,B,C,D,E,F,H

Part #CC77671 **\$3.50**



### NOS Brake Wheel Cylinder Piston Cup Spring (14")

[ORD #7351177]

Vehicle Type: A,B,C,D,E,F

Part #CC634634 **\$1.50**




### New Brake Wheel Cylinder Inlet Connection Gasket

[ORD #5248962]

Vehicle Type: A, B, C, D, E, F, H

Part #CC692166 **\$2**




### New Brake Inlet Connection Bolt Gasket

[ORD #7745466]

Vehicle Type: A, B, C, D, E, F, H

Part #CC857309 **\$2**



### New Divorced Rear Wheel Cylinders

Vehicle Type: 1948-55 2WD 1/2 & 3/4 ton (Also fits front & rear on some cars)

**Lower Left** Part #CC1117803 - LOW STOCK!

**Lower Right** Part #CC1117802 DISCONTINUED

**Upper Left** Part #CC1117801 DISCONTINUED

**Upper Right** Part #CC1117800 - LOW STOCK!

**\$67 ea - CLOSEOUT!**

# GROUP 12: BRAKES

## Hoses, Lines & Tees

### New Front/Rear Brake Hoses



-19 5/8" Vehicle Type: (A front & rear) (B,C,D,E,F rear)  
 Can be used on front axle tee line  
 Also Replaces Part #CC599879, CC922799  
 •Standard Part #CC926599-S **\$27.50**  
 •Heavy Duty Part #CC926599-HD **\$30 CLOSEOUT**

-14 1/8" (front) Vehicle Type: B,C,D,E,F  
 [ORD # 7338963] (3 required)  
 •Standard Part #CC926559-S **\$24**  
 •Heavy Duty Part #CC926559-HD **\$24 DISCONTINUED**

### New Steel Brake Line Sets



**Note:** Our Steel Line Sets are "oversized" per our shipping carriers so shipping cost may be more than expected, especially for overseas orders.

-Vehicle Type: A  
 • WWII WC 1/2 Ton - 116" wheelbase Steel Brake Line Set  
 -14" Rear Brakes Part #SBSL116-14 **\$229**

• WWII WC 1/2 Ton - 116" wheelbase Steel Brake Line Set  
 -11" Rear Brakes Part #SBSL116-11 **\$229**

• WWII WC 1/2 Ton Ambulance - 123" wheelbase Steel Brake Line Set  
 -14" Rear Brakes Part #SBSL123-14 **\$235**

• WWII WC 1/2 Ton Ambulance - 123" wheelbase Steel Brake Line Set  
 -11" Rear Brakes Part #SBSL123-11 **\$235**

-Vehicle Type: B  
 • WWII WC 3/4 Ton 98" wheelbase Steel Brake Line Set Part #SBSL98 **\$255**  
 • WWII WC 3/4 Ton Carryall - 114" wheelbase Steel Brake Line Set Part #SBSL114 **\$233**

• WWII WC 3/4 Ton Ambulance - 121" wheelbase Steel Brake Line Set Part #SBSL121 **\$238**

-Vehicle Type: C  
 • WWII WC 1-1/2 Ton 6x6 - 125" wheelbase Steel Brake Line Set Part #SBSL125 **\$295**

-Vehicle Type: D  
 • 1-Ton Flat Fender Power Wagon - 126" wheelbase Steel Brake Line Set (without vacuum brake booster or tandem master cylinder Part #SBSL126C **\$220**

-Vehicle Type: E, F  
 • M37 - 112" wheelbase Steel Brake Line Set Part #SBSL112 **\$245**  
 • M43 Ambulance - 126" wheelbase Steel Brake Line Set Part #SBSL126M **\$253**

### NOS Brake Frame Tee to Front Hose Connection

Tube Assembly Right  
 Vehicle Type: B,C  
 Part #CC921857 **\$7.50**

### New Left Frame Brake Tube Tee

•Vehicle Type: B,C,D  
 Part #CC921828-N **\$25**  
 •Vehicle Type: A (includes adapter fitting) Part #CC921828-NA **\$28**

### Brake Tube Tee on Front Axle

[ORD # 7351215]  
 Vehicle Type: B,C,D,E,F  
 Part #CC926201 **\$20**

### New Rear Axle Brake Tube Tee

[ORD # 7351301]  
 Vehicle Type: B,C,D,E,F  
 Part #CC925524-N **\$20**

### New Brake Tube to Hose Bracket Front

Vehicle Type: B,C,D,E,F  
 Part #CC921949 **\$6**

### New Brake Hose Union Nut to Tube Connection/Fording Cable Mounting Nut

[ORD #7351300]  
 replaces CC145013 & CC42843  
 Vehicle Type: A,B,C,D,E,F, 1939-53 2WD  
 Part #CC600970 **\$1.50**

### New Brake Hose Union Nut Washer/Fording Cable Mounting Washer

Vehicle Type: A,B,C,D,E,F, 1939-53 2WD  
 Part #CC138502 **\$1.50**

## Shoe/Drum/Backing Plate

### Reconditioned Wheel Hub and Brake Drum Assembly Front (11")

Vehicle Type: A  
 Specify:  
 •Right Part #CC915574  
 •Left Part #CC915575  
**\$150 each**

### Reconditioned Brake Shoes (11")

•11" Forward shoe (short lining)  
 Vehicle Type: A  
 Part # CC677823 **\$25 plus \$25 core**

•11" Rear shoe (long lining)  
 Vehicle Type: A  
 Part #CC685011 **\$25 plus \$25 core**

### New Brake Shoe Return Spring (11")

Vehicle Type: A  
 Part #CC677446 **\$15**

### New Brake Shoe Anchor Bolt Oil Washer (11")

Vehicle Type: A  
 Part #CC859054 **\$1.50**

### NOS Brake Shoe Anchor Bolt Washer Retainer (11")

Vehicle Type: A  
 Part #CC597129 **\$2**

### New-Take-Off Brake Shoe Anchor Bolt (11")

Vehicle Type: A  
 Part #CC914919 **\$5**

### New-Take-Off Brake Shoe Anchor Bolt Spacer (11")

Vehicle Type: A  
 Part #CC622121 **\$1**

### New-Take-Off Brake Shoe Anchor Bolt Nut (11")

Vehicle Type: A  
 Part #CC124645 **\$1**

### Brake Shoe Backing Plate (11")

Vehicle Type: A  
 •New-Take-Off Part #CC916292 **\$25**  
 •Used Part #CC916292-U **\$15**

### New Brake Shoe Guide Rod Kit (11")

Includes: Brake Shoe Guide Rod Spring Retainer CC600072, Brake Shoe Guide Rod Spring CC600071, Brake Shoe Guide Rod CC622119  
 Vehicle Type: A - front & T-207 rear  
 Part #NBSGRK11 **\$12**

### Reconditioned 14" Wheel Hub & Brake Drum Assembly

Vehicle Type: B,C,D,E,F  
 •Right [ORD #7349047] Part #CC924614  
**Contact us for price & availability**  
 •Left [ORD #7349048] Part #CC924615  
**Contact us for price & availability**

### Brake Shoes (14" Reconditioned)

1 3/4" x 14" shoe size, sand blasted, painted  
 Replaces Standard Lining Shoe CC572261  
 Vehicle Type: (A-rear only), B,C,D,E,F, (H-Dana 70 front only)

•Standard Lining [ORD #8328035]  
 Part #CC1394791 **\$35 each + \$25 core**

•.030 oversize lining [ORD # 8328036]  
 Part #CC1394792 **\$39 each + \$25 core**

•.030-.060 oversize - 5/16" lining  
**Only for use on drums with: 14.250-14.280" Inner Diameter NOT FOR OFF-ROAD OR HEAVY USE. USE WITH CAUTION. CONSULT YOUR BRAKE PROFESSIONAL.**  
 Part #CC1270798-516 **\$39 ea + \$25 core**

### New Brake Shoe Return Spring (14")

[ORD #7351239]  
 Vehicle Type: A,B,C,D,E,F,H  
 Part #CC303615 **\$10**

### New Brake Shoe Anchor Bolt Oil Washer Retainer (14")

[ORD #7349036]  
 Vehicle Type: (A T-211 & T-215 rear only), B,C,D,E,F,H  
 Part #CC314278 **\$7.50**

### NOS Brake Shoe Anchor Adjusting Pin (14")

DCPD logo on head  
 Vehicle Type: A, B,C  
 Part #CC564455 **\$2**

### New Brake Anchor Bolt C-Washer

•For 14" Shoes [ORD #7032640]  
 Vehicle Type: A,B,C,D,E,F,H  
 Part #CC77607 **\$3**  
 •For 11" Shoes Vehicle Type: A  
 Part #CC308246 **\$3**

### New Brake Shoe Anchor Bolt Washer (14")

[ORD # 7351264]  
 Vehicle Type: A,B,C,D,E,F,H  
 Part #CC314279 **\$2.50**

### NOS Brake Shoe Anchor Bolt (14")

Vehicle Type: (A-rear only), B,C,D,E,F, (H-Dana 70 front only)  
 Part #CC537899 **\$5**

### NOS Brake Shoe Adjusting Cam Spring (14")

Vehicle Type: A,B,C  
 Part #CC77535 **\$2**

### Brake Shoe Backing Plate (14")

•USED - (3/4" adjusting cam)  
 Vehicle Type: B,C,D,E,F  
 Part #CC1188824-U **\$20**

•USED - (1-1/8" adjusting cam)  
 Vehicle Type: B,C  
 Part #CC924648 **\$25**

### New W-Series Brake Shoe Set

4 piece set Includes:  
 (2) Long Lining 12 1/8" x 2" Shoes  
 (2) Short Lining 12 1/8" x 2" Shoes  
 (Long lining shoe replaces: CC2808375, CC1924568, CC2508957)  
 (Short lining shoe replaces: CC2508956, C1924568, CC1799513)

Vehicle Type: G,H (Fits most 1957-81 W100/200/300 & D100/200/300)  
 Part #CC2808375-S  
**4 piece set \$72 + \$40 core charge**

### New W-Series Brake Hardware Kit

12-1/8" x 2" only  
 Vehicle Type: (G 1957-87) & some D200/300  
 Part #CC1664538 **\$19**



## New Brake Drums



- 8 Lug - 12-1/8" x 2-1/4"  
Vehicle Type: G (1961-80)  
(Also Fits D200/D250)  
-Front Part #CC1921758 **\$125 ea**  
-Rear Part #CC1921761 **\$150 ea**
- 8 Lug - 12" x 3"  
Vehicle Type: 1969-71 D300  
(Also fits some 1972-80 W/D 200/300)  
-Rear Part #CC3491672 **\$215 ea**
- 5 Lug 11" x 2-1/4"  
Vehicle Type: (G 1969-77 W100/150)  
-Front Part #CC2953956 **\$125 ea**
- 5 Lug - 11" x 2"  
Vehicle Type: (G 1969-77 W100/150)  
-Rear Part #CC3004838 **\$75 ea**
- 5 Lug 11" x 2-3/4"  
Vehicle Type: 1961-77 D100  
Part #CC1799553 **\$75 ea**

## Brake Pedal & Hardware

### Brake Pedals



- NOS (Shown) Vehicle Type: A  
Non-Winch Models Only  
Part #CC588869 **\$95**
- NOS With Bushing (not shown)  
Vehicle Type: B,C,(D 1946-60)  
(# in pedal casting is CC921690)  
Part #CC921689 **\$95**
- USED Vehicle Type: D 1961-(mid year)67  
(fits up to serial #1691381)  
Part #CC1667806 **\$95**

### New Clutch/Brake Pedal Cover Pad Set



Vehicle Type: A,B,C,D,1939-1953 2WD  
Part #CC1272605 **\$25 pair**

### NOS M37/M43 Brake Pedal Pull-Back Spring Extension

[ORD #7373782] Vehicle Type: E,F  
Part #CC1270306 **\$7.50**

### New Flat Fender Power Wagon, WC 3/4 Ton & 6x6 Brake Pedal Pull-Back Spring Extension



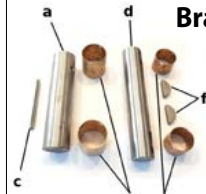
Vehicle Type: B,C,D  
Part #CC924160 **\$7.50**

### New Brake Pedal Pull-Back Spring Reinforcement Bracket



Vehicle Type: B-Ambulance,  
Emergency Repair, Chas-  
sis, & Telephone only,D  
Part #CC921838 **\$10**

## Brake & Clutch Pedal Repair Kit



### Set consists of:

- a1.(1) 4-1/8" length Brake pedal shaft (Vehicle Type: B,C)
- OR
- a2.(1) 3-7/8" length Brake pedal shaft (Vehicle Type: D 1946-early 56)
- OR
- a3.(1) 3-5/8" length Brake pedal shaft (Vehicle Type: D late 1956-71)
- PLUS**
- b. (2) Brake pedal shaft bushing
- c. (1) Brake pedal shaft pin
- d. (1) Clutch pedal shaft
- e. (2) Clutch pedal shaft bushing
- f. (2) Clutch pedal shaft woodruff keys
- Kit with 4-1/8" length Brake pedal shaft (Vehicle Type: B,C) Part #KRBCP01 **\$55**
- Kit with 3-7/8" length Brake pedal shaft (Vehicle Type: D 1946-early 56) Part #KRBCP02 **\$55**
- Kit with 3-5/8" length Brake pedal shaft (Vehicle Type: D late 1956-71) Part #KRBCP03 **\$55**

### Individual Items:

- a1. (1) New 4-1/8" length (hardened) Brake pedal shaft Part #CC921836 **\$20**
- a2. (1) 3-7/8" length Brake pedal shaft Part #CC1190402 **\$20**
- a3. (1) 3-5/8" length Brake pedal shaft Part #CC1190402-L **\$20**
- b. (2) New Brake pedal shaft bushing (2 piece replaces 1 piece) Part #CC921691 **\$10**
- c. (1) New Brake pedal shaft pin Part #CC112040 **\$2**
- d. (1) New Clutch pedal shaft Part #CC921839 **\$25**
- e. (2) New Clutch pedal shaft bushing (2 piece replaces 1 piece) Part #CC580902-N **\$15**
- f. (2) New Clutch pedal shaft woodruff keys Part #CC106751 **\$2 pair**

### NOS Clutch & Brake Pedal Shaft

[ORD #7373667] Vehicle Type: E,F



Part #CC1269600 **\$12**

### New Clutch Pedal Shaft Bushing, Clutch & Brake Pedal Bracket Bushing, Brake Pedal Bushing (2 piece)

- Replaces CC1269602 [ORD #7373659]  
Vehicle Type: (A-brake pedal bushing),(E,F-clutch & brake pedal bracket bushing),(B,C,D-clutch pedal shaft bushing)  
Part # CC580902-N **\$15**

### New Brake Pedal Bushing

[ORD #7369887] Vehicle Type: E,F  
Part #CC1261889 **\$15**

### NOS Clutch or Brake Pedal Draft Pad

[ORD #7351174]  
Vehicle Type: A,E,F,1939-47 2WD  
Part #CC899473 **\$25 pair**

## New Clutch or Brake Pedal Draft Pad



laminated leather.  
Vehicle Type: B,C,D  
Part #CC991077 **\$10 pair**

## New Brake or Clutch Pedal Return Spring

[ORD #7351089]  
Vehicle Type: (A except w/winch),B,C,D,E,F  
Part #CC563753 **\$10**

## NOS Clutch & Brake Pedal Bracket w/Bushings

Vehicle Type: E,F  
Part #CC1269594 **\$30**

## Signal Lamp Switches

### New Brake Signal Lamp Switch

2 male bullet connectors  
Vehicle Type: A,B,C  
Part #CC920355 **\$25**

### New Brake Signal Lamp Switch

1 male, 1 female bullet connector  
Vehicle Type: D early  
Part #CC1450341 **\$25**

### New Brake Signal Lamp Switch

2 female bullet connectors  
Vehicle Type: (D late),E,F  
Part #CC1937172 **\$25**

### New Brake Signal Lamp Switch Connector

Vehicle Type: E,F  
Part #BSLSCP24 **\$15**

### New Waterproof Brake Signal Lamp Switch

[ORD #7760414]  
Early style Douglas connector  
Vehicle types: E,F  
Part #CC1268957 **\$29**

### New Waterproof Brake Signal Lamp Switch

[ORD #7388813]  
Late style Packard connector  
Vehicle types: E,F  
Part #CC1391337 **\$29**

## Hand Brake

### NOS Hand Brake Drum

•Mechanics U-Joint  
Vehicle Type: A late  
Part #CC917065 **\$60**

•Detroit U-joint (with Lip)

Vehicle Type: (A,B,C early)  
Part #CC567371 **SOLD OUT**

•Detroit U-joint (No Lip)

Vehicle Type: ALL  
Part #CC1264776 (Replaces CC567371) **\$60**

## 1-3/4" Wide Hand Brake Band w/Lining



•Reconditioned 1-3/4" Wide Hand Brake Band w/Lining [ORD #7349062]  
Vehicle Type: A,B,C,D,E,F  
Part #CC586888 **\$75 + \$25 core**

## 2-1/2" Wide Hand Brake Band w/Lining



•Reconditioned D100, D200 & D300 Hand Brake Band w/Lining (2-1/2" wide Band with 1-3/16" side bracket)  
Vehicle Type: G & H -2WD ONLY WITH 4-SPEED TRANSMISSION (1957 up to cable type)  
**WILL ALSO FIT NON-LIP HAND BRAKE DRUMS**  
Part #CC1194326 **\$90 + \$35 core**

## New Hand Brake Adjusting Screw (fillister hex head)

Vehicle Type: ALL  
Part #CC566990 **\$5**

## Hand Brake Drum Flanges



- 1. NOS mechanics u-joint  
Vehicle Type: A(except Early T-207)  
Part #CC918069 **\$85**
- 2. NOS small detroit u-joint  
Vehicle Type: (A Early T-207)(B Early),C  
Part #CC598930 **\$85**
- 3. NOS large detroit u-joint  
Vehicle Type: (B Late)  
Part #CC917162 **\$65**
- 4. Hand brake Flange  
Vehicle Type: D,E,F [ORD #7351116]  
-NOS Part #CC594092 **\$75**  
-USED Part #CC594092-U **\$35**

## NOS Hand Brake Lever Sector Bolt

[ORD #7351257]  
Vehicle Type: A,B,C,D,E,F  
Part #CC536805 **\$3**

## New Hand Brake Anchor Clip Spring

[ORD #7351256]  
Vehicle Type:  
A,B,C,D,E,F,G,H  
Part #CC517384 **\$5**

## NOS Hand Brake Anchor Clip Screw

[ORD #7351258]  
Vehicle Type: A,B,C,D,E,F,G,H  
Part #CC596694 **\$4**

# GROUP 12: BRAKES

## New Hand Brake Adjusting Bolt Spring [ORD #A284008]



(2 required)

Vehicle Type: A,B,C,D,E,F,G,H

Part #CC556729 **\$5 each**

## NOS Hand Brake Adjusting Bolt



[ORD #7705713]

Vehicle Type: A,B,C,E,F

Part #CC580048 **\$10**

## NOS Hand Brake Adjusting Bolt



Vehicle Type: D

Part #CC517382 **\$10**

## Hand Brake Rod/Cable Clevis & Spacer Pins

Vehicle Type: A,B,C,D,E,F

•Front Clevis - 0.368" x 1 15/32"



[ORD #7351261] Part #CC578648 **\$3**

•Spacer to Link Lever - 0.4995" x 1 3/8"



[ORD #7351262] Part #CC566597 **\$3**

•Rear Clevis - 3/8" x 7/8"



[ORD #7324152] Part #CC556906 **\$3**

## NOS Hand Brake Cam Lever



(2 required)

Vehicle Type: A,B,C,D

Part #CC556908 **\$7 ea**

## NOS Hand Brake Cam Lever



[ORD #7351253]

(2 required)

Vehicle Type: E,F

Part #CC694771 **\$7 ea**

## New Hand Brake Spacer Link



[ORD #7349219]

Vehicle Type: B,D,E,F

Part #CC921861 **\$7**

## NOS Hand Brake Rod or Cable Yoke



[ORD #7351255]

Vehicle Type: A,B,C,D,E,F

Part #CC580734 **\$10**

## NOS Hand Brake Lever Rod



Vehicle Type: B

Part #CC921860 **\$10**

## New Hand Brake Cable w/ Yoke



Vehicle Type: C,(D 1946-50)

Part #CC926681 **\$139**

## USED Hand Brake Lever Pull Rod



[ORD #7412646] Vehicle Type: E,F  
(Replaces ORD #7373750 & CC1269588)

Part #CC1392975 **\$65**

## NOS Hand Brake Lever Pull Rod



Vehicle Type: D 1950(mid year)-1971 -  
only for trucks after serial #83919836  
(from Detroit) & 88766179 (from San  
Leandro California)

Part #CC1271295 **\$65**

## NOS Hand Brake Lever Assembly



•Vehicle Type: B,C,(D 1946-50)

Part #CC921856 **\$35**

[ORD #7373749]

•Vehicle Type: (D 1951-71), E,F

Part #CC1269585 **\$35**

## NOS Hand Brake Lever Sector



Vehicle Type: B,C,(D 1946-50)

Part #CC921858 **\$15**

## NOS Hand Brake Lever Sector



[ORD #7411639]

Vehicle Type: (D 1951-71),E,F

Part #CC1391400 **\$10**

## NOS Hand Brake Lever Pawl Rod Assembly [ORD #7351259]



Vehicle Type: A,B,C,D,E,F

Part #CC579693 **\$10**

## Brake Boosters

### NOS Midland Brake Booster Repair Kit



Vehicle Type:  
D (3 bolt)

Part #MBK09  
**\$50**

### Rebuilt Brake Booster (Early) (Cylinder Vacuum Early)



(mounts w/ 3 holes)

Vehicle Type: D(early)  
Part #CC1266032  
**\$495 + \$150 core**  
CALL FOR AVAILABILITY

## New Brake Booster Filter



Replaces Fram AC1 & AC2

Vehicle Type: D(late)

Part #NBBFL001  
**\$35**

## Rebuilt Brake Booster (Late)



(Cylinder Vacuum)

mounts with 2 holes  
Midland Mfg.

Vehicle Type: D(late)

Part #CC2825622

**\$495 + \$150 core**

CALL FOR AVAILABILITY

## Miscellaneous/Conversion

### New Master Cylinder (Car)



Vehicle Type: 1946-54 Dodge,  
Chrysler, Plymouth, Desoto  
Part #CC1320917 **\$279**

### New Hanging Pedals Conversion Kit



Includes: pedals, rubber pedal covers,  
brackets & plate (must modify for  
vehicle types E & F)

Vehicle Type: B,C,D,E,F

Part #HPCK001 **\$525**

## New Power Brake Bleeder Kit



Includes fittings for both single line  
master cylinders.

NOTE: kit does not include 1-3/16" fitting  
for original "slope top" master cylinder  
but does include fitting for our New  
slope top master cylinder (CC920817)

Vehicle Type: A,B,C,D,E,F

Part #832476 **\$159**

## New Master Cylinder Bleeder Adapter Plate




Will seal any single or dual master  
cylinder with a top opening of less  
than 6 1/2" x 4".

Part #NMCBAP001 **\$69**

## New Hanging Pedals Left Floor Pan

(no slots for original pedals)



Vehicle Type: B,C,D  
Part #CC1669117-HP **\$110**

## New 4 Wheel Disc Brake Conversion Kit



Includes: master cylinder/booster, machined hubs w/  
welded flanges, rotors, calipers & mounting brackets, wheel  
spacer, premium brake pads, hoses, steel lines (for axles  
only), modified wheel studs and mounting hardware.  
For use with Hanging Pedals Kit #HPCK001

One wheel shown for clarity (with brake booster.)



Vehicle Type: B,C,D,E,F (Vehicle Type C - must  
have additional axle hardware kit 4WDB1AXL)

•Complete 4 Wheel Set Part #4WDBCK **\$2449**  
(+\$75 Core Per Hub)

•Single Axle Hardware Kit Part #4WDB1AXL **\$1179**  
(+\$75 Core Per Hub)

BE SURE TO CONTACT US FOR INSTALLATION SUPPORT WHEN NECESSARY.

# GROUP 13: WHEELS, HUBS, DRUMS & TIRES

## New Aftermarket Traditional Style 5-Hole 17" Wheel

Vehicle Type: A,B,C,D,E,F



New aftermarket 17" wheel that will fit your Budd wheel pattern! These wheels are 17" x 8" with 7.5" backspacing and a .875" lug stud hole so they will be easier to center while mounting. They are made from a 17" wheel ring that is welded to a pressed, thicker center that differs from the factory original wheels. These wheels bear a very close resemblance to the original and will allow for more tire options than the original Budd wheels.

## New Aftermarket Traditional Style 5-Hole 17" Wheel

Part #CC1261521-N17 **\$535**

**CAUTION: USED SPLIT RINGS SHOULD BE PAIRED WITH THE ORIGINAL WHEEL THEY CAME OFF OF. SPLIT RIM WHEELS & RINGS CAN BE DANGEROUS AND REQUIRE CAREFUL INSPECTION AND MOUNTING PROCEDURES. SEE YOUR PROFESSIONAL.**



## NOS Wheel Split Rings

For 16" x 6.5" wheel only

Vehicle Type: D,E,F,H

Part #CC1189383 **SOLD OUT**



## NOS Budd Wheel

16" x 6.5" 6 hole (back of wheel center to back of rim: 6.5" offset)

Replaces Single Wheel

Vehicle Type: H Part #CC1267977 **\$125**

## Reconditioned 14" Wheel Hub & Brake Drum Assembly



•Right Vehicle Type: B,C,D,E,F [ORD #7349047] Part #CC924614

**Contact us for price & availability**

•Left Vehicle Type: B,C,D,E,F [ORD #7349048] Part #CC924615

**Contact us for price & availability**

## NOS Wheel Bearing Oil Seal Snap-Ring

[ORD # 7348984]

Vehicle Type: A,B,C,D,E,F

Part #CC915498 **\$5**



## Reconditioned Wheel Hub & Brake Drum Assembly Front (11")

Vehicle Type: A

•Right Part #CC915574

•Left Part #CC915575

**\$150 each**

## NOS Brake Drum Only (11")

Vehicle Type: A - front & T-207 rear

Part #CC916301 **\$95 each**

## NOS Take-Off WWII WC 1/2 Ton Front Wheel Hub Assemblies

All assemblies include CC916414 drive flange studs

Vehicle Type: A-front

•NOS Take-Off WWII WC 1/2 Ton Front Wheel Hub w/NO WHEEL STUDS Part #CC916300 **\$95**

•NOS Take-Off WWII WC 1/2 Ton Front Wheel Hub w/Right Hand Studs Part #CC916300-R **\$115**

•NOS Take-Off WWII WC 1/2 Ton Front Wheel Hub w/Left Hand Studs Part #CC916300-L **\$115**

**NOTE: If assembly with wheel studs is not available, it will be substituted with a CC916300 hub assembly + the price of new wheel studs.**

## NOS Wheel Hub, Cups & Drive Flange Stud Assembly

Includes NOS parts:

x1 CC927015 bearing race

x1 CC927016 bearing race

x6 CC916414 Drive Flange Studs

Wheel Studs Sold Separately!

Vehicle Type: B,C,D,E,F

Part #CC923781-NOS **\$155**

## New Drive Flange Stud

Vehicle Type: A,B,C,D,E,F

[ORD #7351088] Part #CC916414 **\$3**

## New Wheel Studs

•Left Vehicle Type: B,C,D,E,F

Part #CC924629 **\$7**

•Right Vehicle Type: B,C,D,E,F

Part #CC924628 **\$7**

•Left Vehicle Type: A

Part #CC567929 **\$15**

•Right Vehicle Type: A

Part #CC567928 **\$15**

## New 1-1/2" Lug Nuts

Vehicle Type: A,B,C,D,E,F

•Right Part#CC585193 **\$2.75**

•Left Part#CC585192 **\$2.75**

## Rear Dual Wheel Lug Nuts

Vehicle Type: A,D

•Left Inner Part #CC503550 **\$7.50**

•Right Inner Part #CC503551 **\$7.50**

•Left Outer Part #CC585195 **\$4**

•Right Outer Part #CC585194 **\$4**

## NOS 1 Inch Lug Nut (Right Side Only)

Vehicle Type: (G - 6 hole only),(H 1958-68),J

Part #CC1273556 **\$2.75 ea**



## New 1-1/2" Chrome Lug Nut Cover



Fits all five hole Budd Wheels

Part #NCLNC21 Set of 21 **\$21**

## New Brake Drum to Hub Screw



Vehicle Type: B,C,D,E,F

Part #CC133906 **\$3 each**

## Front Axle Hub Drive Flange



Vehicle Type: A

Part #CC915135 **\$25**

Vehicle Type: B,C,D,E,F

Part #CC924604 **\$20**

Vehicle Type: H 1958-68

NOS Part #CC1795507 **SOLD OUT**

## New Rear Outer Axle Flange Oil Seal



[ORD #500125]

Vehicle Type:

A,B,C,D,E,F,(G early)

Part #CC915496 **\$11.50**

## New Drive Flange Gaskets



•New 6 Hole Drive Flange Gasket

Vehicle Type: A,B,C,D,E,F,(G 1957-58)

[ORD #7351041] Part #CC915565 **\$2**

•New 6 Hole Drive Flange Gasket

Vehicle Type: (H 1958-68 only),J

Part #CC1795195 **\$2**

•New 8 Hole Drive Flange Gasket

Vehicle Type: (G rear Dana 60 1959-71),

(H Dana 70 1969-90) Part # CC1922318 **\$3**

## Wheel Bearing Seal



•New Front Vehicle Type: A

Part #CC915497 **\$10**

•New Single lip Vehicle Type:

(A rear only),B,C,D,E,F

Part #CC915499 **\$12**

•New Double lip Vehicle Type:

(A rear only),B,C,D,E,F

Part #CC915499-D **\$15**

## New Combat Wheel Stud & Nut



Vehicle Type: B,C

•New Combat Wheel Stud

Part #CC924624 **\$5 ea**



•New Combat Wheel Nut

Part #CC924799 **\$2 ea**

## New Wheel Bearing Adjusting Nut - Outer Rear



Vehicle Type: A,B,C,D,E,F

[ORD #7348982]

Part #CC915398 **\$29**

## Wheel Bearing Adjusting Nut



•NOS Inner w/pin (Front or Rear)

[ORD #7348977]

Vehicle Type: A,B,C,D,E,F

Part #CC915395 **\$12**

•USED Outer Front [ORD # 7348981]

Vehicle Type: A,B,C,D,E,F

Part #CC915500 **\$12**

## USED Wheel Bearing Adjusting Nut Lock



Vehicle Type: A,B,C,D,E,F

[ORD #7349223] Part #CC915397 **\$12**

## Wheel Bearing Adjusting Nut



Inner/Outer Vehicle Type: H

Part #CC1795354 **\$25**

**SOLD OUT**

## New Wheel Bearing Socket (8-Sided -3/4" drive.)



2-9/16" Adjusting Nut

Vehicle Type: A,B,C,D,E,F

Part #CC916083 **\$59**

## NOS Tire Bead Clip



Vehicle Type: E,F

[ORD #520800] Part #CC1273643 **\$15**

## New Dana 44 Front Axle Wheel Bearing Nut Lock



Vehicle Type: G

Part #CC1791715 **\$12**

## New Dana 44 Front Wheel Bearing Adjusting Nut



Vehicle Type: G 1969-71 W100

Part #CC3641474 **\$23**

## New Dana 60 Rear Axle Wheel Bearing Nut Lock



Vehicle Type: G

Part #CC1922455 **\$10**

## NOS Dana 70 Wheel Bearing Nut Lock



Vehicle Type: H

Part #CC1795357 **\$10**

## NOS Wheel Bearing Socket



Adjusting Nut 2-9/16" 6-Sided

Vehicle Type: H

Part #WBNW002 **\$25**

## New Axle Shaft/Drive Flange Puller Screw & Nut



Vehicle Type: A,B,C,D,E,F

Screw Part #CC134581

Nut Part#CC134566 **\$7.50**

## New Wheel Hub Inner & Outer Wheel Bearing Races & Tapered Roller Bearings

Vehicle Type: (A rear only), B,C,D,E,F,(G 57-60 W200)

Note: 1 of each bearing required per hub

•New Wheel Hub Inner Wheel Bearing Race (Cup) Part #CC927015 **\$22**

•New Wheel Hub Inner Wheel Tapered Roller Bearing (Cone) Part #CC927017 **\$32**

•New Wheel Hub Outer Wheel Bearing Race (Cup) Part #CC927016 **\$45**

•New Wheel Hub Outer Wheel Tapered Roller Bearing (Cone) Part #CC927018 **\$63**

## SAVE MONEY ON COMPLETE



**WHEEL BEARING SETS**

For Bearings Sets see GROUP 25:

**BEARING SETS > Section 13**

# TIRES, TUBES & FLAPS

## CHOOSING YOUR TIRE

Three types of tires are available from Vintage Power Wagons — Two (2) Mud & Snow, and one (1) Military Non-directional, in various sizes and diameters to fit the different truck types. Please see the descriptions below for the correct tire(s) for your truck and application. **IMPORTANT NOTE:** These tire prices are valid as of Fall 2020. Rubber prices can fluctuate, so this price may not be current by the time you receive this catalog.



9.00-16 Tires Shown - Tread Pattern Of Other Sizes May Vary

## Good for various driving conditions

### MUD & SNOW TIRES

Lots of driving, or driving in mud, snow, or ice? Choose the Mud & Snow type of tire. These are not the stock tires, but they do a better job of handling different road conditions.

## Tire with original stock tread

### MILITARY NON-DIRECTIONAL TIRE

Doing a restoration and want your truck to look like the original? Choose this tire. All military models, and the Type D civilian models, were originally issued with the Military Non-directional tires. These tires are excellent quality and have the correct look for a show truck.

The Military Non-directional tires can handle some mud, but aren't as good at maneuvering snow or ice as standard Mud & Snow tires.

## Tires

ITEM #	DESCRIPTION	SIZE	DIAMETER	FITS VEHICLE TYPE	PRICE/TIRE
13-100	STA Super Traxion Mud & Snow Tubeless	8.00-17-5	31.4	G	<b>\$249</b>
13-101	STA Super Traxion Mud & Snow Tube Type	7.50-16	32.2	A, G	<b>\$210</b>
13-102	Military Non-directional	9.00-16	35.2	B, C, D, E, F, H, Kaiser Jeep M715 and 3/4 ton M-Series trailers	<b>\$359</b>
13-103	STA Military Non-directional	7.50-20	38.5	Ben Hur 1-ton WWII trailer	<b>\$275</b>
13-104	STA Military Non-directional	7.50-16	32.5	A	<b>\$225</b>
13-106	STA Superlug Mud & Snow	9.00-16	36.5	B, C, D, E, F, H, Kaiser Jeep M715	<b>\$335</b>

## Flaps

ITEM #	DESCRIPTION	SIZE	PRICE
13-130	Tire Flap for tubes with metal stem	9.00-16 or 7.50-16	<b>\$25</b>

## Tubes

ITEM #	DESCRIPTION	SIZE	PRICE
13-140	Military Tube with metal stem	9.00-16	<b>\$35</b>
13-141	Military Tube with metal stem	7.50-20	<b>\$25</b>
13-142	Military Tube with metal stem	7.50-16	<b>\$29</b>

# GROUP 14: STEERING

## New Power Steering Kits

**NOTE:** Power Steering Kits require slight cutting and/or bending of frame to install. Kits include step by step instructions & all hardware needed to install.

### •New 1 Ton Power Wagon, WC 3/4 Ton & WC 1-1/2 Ton 6x6 Power Steering Kits

Vehicle Type: (B,C see note),(D 1946-71)

Note for WWII WC models : Vehicle Type B

- use Pitman Arm CC1189351-HD, Vehicle

Type C - use 1 Ton Steering Linkage

**CONTACT US FOR INSTALLATION SUPPORT WHEN NECESSARY.**

### NEW KIT AVAILABLE FOR 230 ENGINES!

### •New Power Wagon, 3/4 Ton & 6x6 Power Steering Kit for 230 Engines

Part #PWPSK-230 **\$1495**



### NEW KIT IN PRODUCTION FOR 251 ENGINES! CONTACT US FOR DETAILS

### •New M37/M43 Power Steering Kits

Vehicle Type: E,F

**CONTACT US FOR INSTALLATION SUPPORT WHEN NECESSARY.**

### NEW KIT AVAILABLE FOR 230 ENGINES!

### •New M37/M43 Power Steering Kit for 230 Engines

Part #M37PSK-230 **\$1595**



### NEW KIT IN PRODUCTION FOR 251 ENGINES! CONTACT US FOR DETAILS

## New 17" Black Plastic Steering Wheels (slightly textured)

(Equally distanced spokes - Made in USA)



**IMPORTANT NOTE WHEN ORDERING 17" PLASTIC STEERING WHEELS:** OUR MANUFACTURER IS EXPERIENCING PRODUCTION AND DISTRIBUTION ISSUES. STOCK MAY BE VERY LIMITED AT BEST.

### •11/16" - 13/16" tapered with keyway

Vehicle Type:

1939-47 2WD (VC 2WD & 4WD, WC, VD & WD)

Replaces CC573954, CC580334, CC1091895

Part #CC1091895-17 **\$195**

### •13/16" - 7/8" tapered with keyway

Vehicle Type: A,D

Replaces CC920084

Part #CC920084-17 **\$195**

### •31/32" - 1" tapered with keyway

Vehicle Type:

(B,C early) also fits 1939-47 2WD 1.5 ton & larger

Replaces CC592221 Part #CC921730-17 **\$195**

### •11/16" - 3/4" tapered spline

Vehicle Type: 1948-50 2WD 1/2, 3/4 & 1 Ton

Part #CC1195035-17 **\$195**

### •25/32" - 7/8" tapered spline

Vehicle Type:

1951-57 2WD B3, B4, C1, C2 & K-Series Trucks

Replaces "Y" Spoke: #CC1272166

Replaces Even Spoke: #CC1194926

Replaces "T" Spoke: #CC1392902

Part #CC1194926-17 **\$195**

### •25/32" - 7/8" tapered spline



(Grooved for horn button cover)

Vehicle Type: E,F

[ORD #7374801]

Replaces CC1269579

Part #CC1269579-17 **\$195**


## NOS M37 Black Rubber Steering Wheels

Very Limited Supply!

Rubber is still pliable & soft!

Vehicle Type: E,F

Small dings & dents may exist



•25/32" - 7/8" tapered spline  
(Grooved for horn button cover)

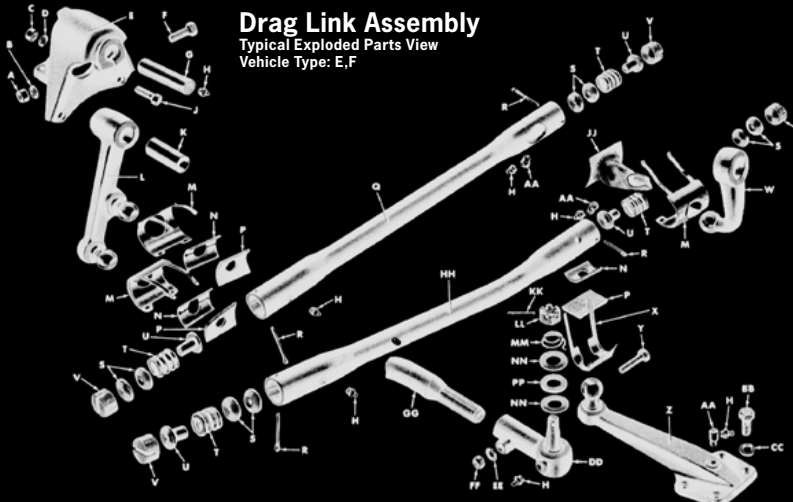
Note slight triangulation of horn button opening from being stacked/stored

[ORD #7374801] Part #CC1269579-NOS **\$169**

## Drag Link Assembly

Typical Exploded Parts View

Vehicle Type: E,F



1946-1979

KEY ITEM	PART NO	GROUP	KEY ITEM	PART NO	GROUP	KEY ITEM	PART NO	GROUP	KEY ITEM	PART NO	GROUP
A - NUT	120069	1401.1	L - ARM, ASSY	7374765	1401.1	W - ARM	7373789	1401.3	GG - ROD	7373787	1401.3
B - WASHER	120082	1401.1	M - COVER	7342552	1401.1	X - RETAINER	7342863	1401.1	HH - TUBE, ASSY	7374762	1401.1
C - NUT	120371	1401.1	N - COVER	7342651	1401.1	Y - SCREW	181404	1401.3	JJ - COVER	7342653	1401.1
D - WASHER	120384	1401.1	P - SEAL	7342520	1401.1	Z - ARM	7342853	1004	KK - PIN	119209	1401.3
E - BRACKET	7374764	1401.1	Q - TUBE, ASSY	7374763	1401.1	AA - BROW	504202	1304	LL - NUT	7351054	1401.3
F - SCREW	120640	1401.1	R - PIN	103403	1401.1	BB - SCREW	7373746	1004	MM - SPRING	7351051	1401.3
G - SHAFT	7373785	1401.1	S - SEAT	7342835	1401.1	CC - WASHER	135629	1004	NN - WASHER	7351053	1401.3
H - FITTING	504208	1401.1	T - SPRING	6214406	1401.1	DD - END	4225844	1401.3	PP - COVER	7349087	1401.3
J - SCREW	120424	1401.1	U - BUMPER	7342502	1401.1	EE - WASHER	120383	1401.3			
K - BEARING	7373785	1401.1	V - PLUG	7330290	1401.1	FF - NUT	120370	1401.3			

# GROUP 14: STEERING

## NOS & NEW REPLACEMENT 4X4 TIE ROD ENDS



Many of these hard-to-find tie rod ends are no longer produced. Tighten up your steering and take the guesswork out of which tie rod ends you need.

### Vehicle Type: A

CC915097	New WC 1/2 Ton, coarse thread	Left	\$199
CC912050	New WC & VC 1/2 Ton, fine thread	Right	\$195
CC912051	NOS 1940 VC 1/2 Ton Only, fine thread	Left	\$65

### Vehicle Type: B,C,D,E,F

CC924163	New 1942-45 WC 3/4 Ton, 1943-45 WC 1 1/2 Ton, 1946 WDX - 1968 WM300 1 Ton, 1951-68 M37/B1 <i>Includes: castle nut CC125267, cotter pin &amp; boot</i>	[ORD #7349051] Left	\$52
CC597782	NOS 1942-45 WC 3/4 Ton, 1943-45 WC 1 1/2 Ton, 1946 WDX - 1968 WM300 1 Ton, 1951-68 M37/B1 <i>Includes: castle nut, cotter pin &amp; boot</i>	[ORD #7349050] Right	\$52

### Vehicle Type: G

CC1843147	New 1957-62 all W100 & W200, 1963-68 W100 & W200 (3500 lb axle)	Left	\$95
CC1843146	New 1957-62 all W100 & W200, 1963-68 W100 & W200 (3500 lb. axle)	Right	\$65
CC2585259	New 1963-68 W100 & W200 (3000 lb. axle)	Left	\$65
CC2585258	New 1963-68 W100 & W200 (3000 lb. axle)	Right	\$65
CC3004930	New 1969-71 W100 & W200 (3000 lb. axle)	Left	\$65
CC3004931	New 1969-71 W100 & W200 (3000 lb. axle)	Right	\$65
CC3004925	New 1961-68 W200 (3500 lb. axle)	Left	\$85
CC3004924	New 1961-68 W200 (3500 lb. axle)	Right	\$85

### Vehicle Type: H

CC1795584	New 1958-74 W300 (4500 lb. axle)	Left	\$75
CC1795583e*	New 1958-74 W300 (4500 lb. axle)	Left	\$75

\*REQUIRES CUTTING & RE-THREADING OF ORIGINAL TIE ROD

### Miscellaneous

CC1311175	New 1948-53 2WD 1/2, 3/4 & 1 Ton	Right	\$48 SOLD OUT
CC1311176	New 1948-53 2WD 1/2, 3/4 & 1 Ton	Left	\$75 SOLD OUT

### New Tie Rod w/Clamps



Vehicle Type: 1948-53 2WD 1/2, 3/4 & 1 Ton

Part #CC1194224 **SOLD OUT**

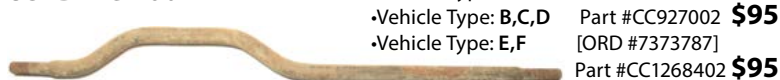
### New Drag Link



Vehicle Type: 1948-53 2WD 1/2, 3/4 & 1 Ton

Part #CC1195802 **SOLD OUT**

### USED Tie Rod



•Vehicle Type: A Part #CC920738 \$95  
 •Vehicle Type: B,C,D Part #CC927002 \$95  
 •Vehicle Type: E,F [ORD #7373787]  
 Part #CC1268402 \$95



### New Tie Rod End Repair Kit

Vehicle Type: B,C,D,E,F  
 Includes (2) CC597788, (2) CC597789, (2) CC571021  
 Part #CC2180735 **\$10/Pair**



### NOS Drag Link Repair Kit

1 kit repairs one end of drag link. Vehicle Type: C,E,F  
 Part #CC1057757 **\$34**



### New Drag Link End Repair Kit

(1) kit required per drag link (repairs both ends)  
 Vehicle Type: A,B,D  
 Part #CC980510-K **\$39**



### New Drag Link End Plug Removal Tool

Vehicle Type: A,B,C,D,E,F  
 Part #NDLEPRT001 **\$20**



### New Steering End, Drag Link Dust Cover Package (small)

Vehicle Type: A, 1939-47 2WD  
 Part #CC980515 **\$39**



### New Steering End, Drag Link Dust Cover Package (small)

Vehicle Type: B,D  
 Part #CC980515-N **\$24**




### New Axle End, Drag Link Dust Cover Package (small)

Vehicle Type: A,B,D  
 Part #CC980513 **\$39**



### NOS Steering End, Drag Link Dust Cover Package (large)

Vehicle Type: C,E,F  
 Part #CC1057756 **\$17**



### NOS Axle End, Drag Link Dust Cover Package (large)

Vehicle Type: C,E,F  
 Part #CC1057755 **\$25**



### NOS Steering Gear Gasket Repair Kit

Vehicle Type: B,C

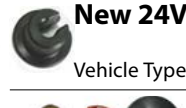
Part #CC996425 **\$17.50**



### NOS/New 24 Volt Horn Button Repair Kit

(NOS cable & button cover)  
 Horn Button Cable Insulator not included but sold separately

Vehicle Type: E,F  
 FSN: 2590-00-606-8503 **\$60**



### New 24V Horn Button Cable Insulator

Vehicle Type: E,F

Part #CC1314310 **\$8.50**



### NOS/New Horn Button Repair Kit

(black button with NOS Cable)

Vehicle Type: A,B,C,D, Also fits 1934-56 2WD

Part #CC996416 **\$60**



### NOS 24 Volt Horn Button Cover

[ORD #7413017]

Vehicle Type: E,F  
 Part #CC1273411 **\$5**

## Steering Arm Assemblies

- NOS Vehicle Type: A  
Part #CC916858 **\$45**
- NOS Vehicle Type: B,D  
Part #CC924587 **\$45**
- NOS Vehicle Type: C,E,F  
Part #CC928944 **\$45**

## Steering Arm Ball with Stud

- NOS Vehicle Type: A,B,D  
Part #CC589707 **SOLD OUT**
- NOS Vehicle Type: C,E,F  
Part #CC928944-B **\$7.50**

## New High-Strength Steering Pitman Arm

Made in USA-Vintage Power Wagons Exclusive  
Hardened, stress relieved & tempered 4140 High  
Carbon Steel w/Serviceable Ball Stud

Vehicle Type: A,D

•New Power Wagon & WC 1/2 Ton High-Strength Steering Pitman Arm - (Replaces CC915677, CC1189351) Part #CC1189351-HD **\$469**  
-Replacement Ball Stud Part #RPBST1189 **\$49**

Vehicle Type: E,F

•New M37 & M43 High-Strength Steering Pitman Arm - (Replaces CC1270127, [ORD #7373789]) Part #CC1270127-HD **\$395**  
-Replacement Ball Stud Part #RPBST1270 **\$49**

## Steering Pitman Arms

- USED Vehicle Type: A,D  
Part #CC915677, CC1189351 **\$95**
- NOS Vehicle Type: B  
Part #CC921723 **\$55**
- NOS Vehicle Type: C  
Part #CC928951 **\$45**
- USED Vehicle Type: E,F  
[ORD #7373789] Part #CC1270127 **\$95**

## NOS Idler Arm



Vehicle Type: E,F  
[ORD #7374765] Part #CC1269531 **\$65**

## NOS Idler Arm Shaft [ORD# 7373786]



Vehicle Type: E,F  
Part #CC589565 **\$25**

## NOS Idler Arm Bushing



Vehicle Type: E,F  
[ORD #7373785] Part #CC572130 **\$10**

## Drag Link Assemblies



- NOS Tube Only (Straight) Vehicle Type: A,B-early  
Also fits VC Part #CC598778 **\$95**
- NOS (Bent) Vehicle Type: (B late),D  
Part #CC980510 **SOLD OUT**
- NOS (Straight) Vehicle Type: C  
Part #CC928947 **\$95**
- NOS (Straight) Vehicle Type: E,F  
[ORD #7374763] Part #CC1269534 **\$125**
- NOS (Bent) Vehicle Type: E,F  
[ORD #7374762] Part #CC1269575 **\$125**

## New Drag Link 1961-68



Vehicle Type: G  
Part #CC2234523 **\$325**

## New Drag Link 1969-71



Vehicle Type: G  
Part #CC2953287 **\$315**

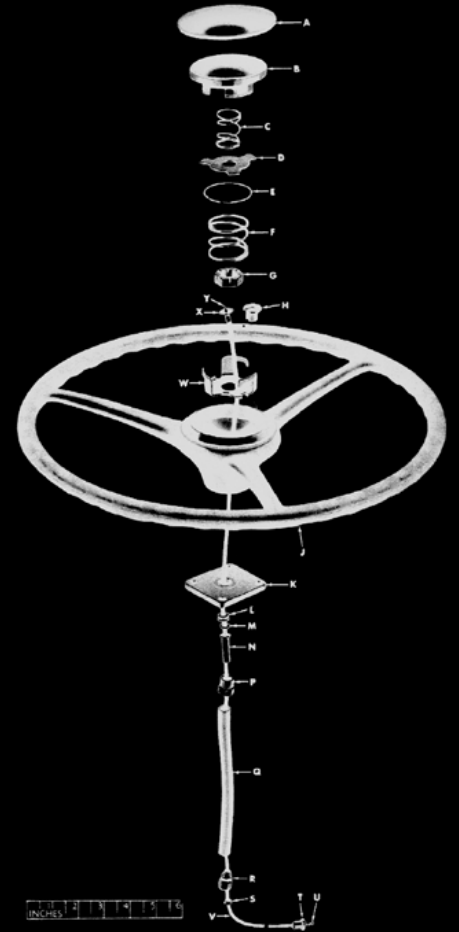
## New Drag Link 1961-71



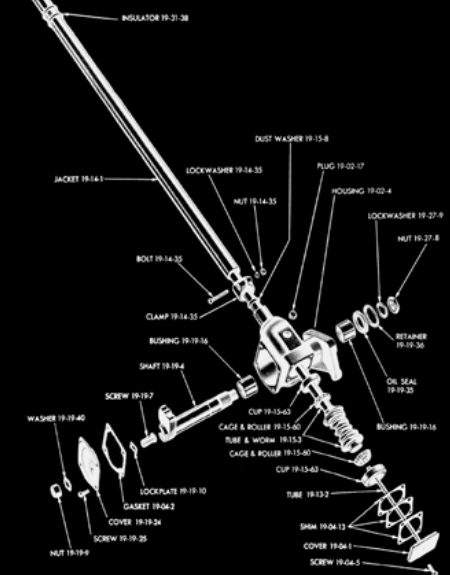
Vehicle Type: H  
Part #CC2231449 **\$305**

## Steering Wheel

Typical Exploded Parts View

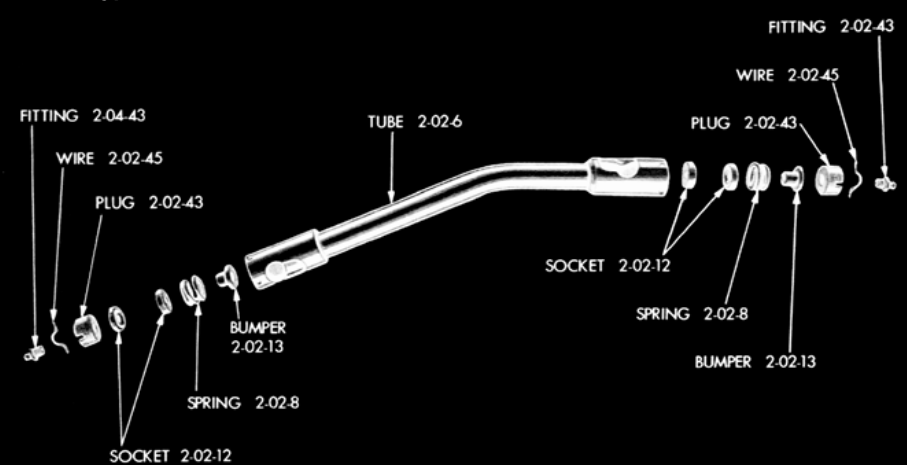


## Steering Gear Typical Exploded Parts View



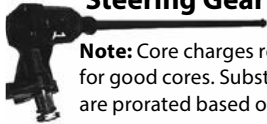
## Drag Link Assembly Typical Exploded Parts View

Vehicle Type: A,B,C,D



# GROUP 14: STEERING

## Steering Gear



**Note:** Core charges refunded in full for good cores. Substandard cores are prorated based on condition.

- **NOS WC 1/2 Ton** casting #14000 Vehicle Type: A  
Part #CC915674 **\$250**
- **Rebuilt WC 3/4 & 1 1/2 ton 6x6** casting #17090  
Vehicle Type: B,C  
Part #CC924252 **\$495 + \$250 core**
- **Rebuilt M601** casting #B6030 Vehicle Type: D  
Part #CC1270072 **\$595 + \$250 core**
- **Rebuilt M-37** casting #B6113 Vehicle Type: E,F  
Part #CC1270250 **\$650 + \$250 core**

## NOS Steering Gear Housing Bracket Bushing



- Vehicle Type: A (2 required)  
Part #CC567149 **\$7.50 ea**
- Vehicle Type: B,C (2 required)  
Part #CC924257 **\$7.50 ea**

## New Steering Column Jacket Bushing (Nylon)



Vehicle Type: A,D  
(D-replaces bearing CC1188659)  
Part #CC395800 **\$10**

## NOS Steering Column Jacket Bushing



Vehicle Type: B,C  
Part #CC925882 **\$10**

## NOS Steering Gear Sector Shaft



- Vehicle Type: A Part #CC567150 **\$25**
- Vehicle Type: B,C Part #CC921729 **\$25**
- Vehicle Type: D Part #CC1189347 **\$35**
- Vehicle Type: E,F Part #CC1270126 **\$35**

## NOS Pitman Arm Nut



Vehicle Type: A,B,C,D,E,F  
Part #CC52833, CC1392770 **\$7.50 ea**

## New Steering Gear Housing Lower Cover Seal



[ORD #7373798]

Vehicle Type: E,F  
Part #CC1270139 **\$10**

## Steering Gear Sector Shaft Seal

- **NOS** Vehicle Type: D  
Replaces CC1188671 Part #CC1929456 **\$10**
- **New** Vehicle Type: E,F  
Part #CC1138281 **\$10**

## New Steering Column Clamp Insulator



### Rubber Type:

Vehicle Type: B,C,D Part #CC950707 **\$10**  
Vehicle Type: A,E,F Part #CC705360 **\$10**

### Felt Type (Correct for WWII Vehicle Types: B,C. Can replace vehicle type D)

Vehicle Type: B,C,D Part #CC950707-FLT **\$12**

## NOS Steering Column Collar



[ORD #7374803]

Vehicle Type: E,F  
Part #CC1270690 **\$7**

## NOS Steering Column Shaft w/Worm



- Vehicle Type: B,C Part #CC921727 **\$95**
- Vehicle Type: E,F Part #CC1270131 **SOLD OUT**

## NOS & New Steering Wheel Nuts

• **NOS 13/16-20 Steering Wheel Nut**  
Vehicle Type: A,D,G 1957 W100, W200  
Replaces CC145013 Part #CC564330 **\$7.50**

• **New 7/8-20 Steering Wheel Nut** Vehicle Type: B,C & some 1957-60 W500-W800 Part #CC565784 **\$7.50**

• **New 3/4-20 Steering Wheel Nut** Vehicle Type: E,F [ORD# 7373795] Part #CC852414 **\$7.50**

## New Instrument Panel to Steering Column Clamp Bracket Sets

Vehicle Type: A  
Part #CC873936/CC873941 **\$20/set**

Vehicle Type: (B,C open-cab only)  
Part #CC950706/CC950704 **\$20/set**

Vehicle Type: (B closed-cab only),D  
Part #CC950561/CC950713 **\$20/set**

## USED Idler Arm to Frame Bracket



[ORD #7374764]  
Vehicle Type: E,F  
Part #CC1269508 **\$75**

## New Flexible Joint Steering Coupling w/Flange



Vehicle Type: G  
Part #CC2226664 **\$39**

## New Grant 15" Classic Wood Steering Wheel (3/4" Center Hole)



**Note:** Center hole may need be drilled to fit your vehicle  
**3BGSW Steering Wheel Adapter Required (Sold Separately)**  
Vehicle Type: A,B,C,D,E,F & 1939-57 2WD (with modified center hole)  
Part #15CWS **\$195**

## New Grant Steering Wheel Adapter

\*Special Offer\*  
Machined per sale  
For all 3-bolt Grant steering wheels.  
Part #3BGSW **\$49**

## New Steering Stabilizer (Includes modified Axle Housing Clamp)



Vehicle Type: B,C,D,E,F  
Part #PWSS01 **\$197**


## ALL OF OUR REBUILT STEERING GEARS COME WITH LIMITED LIFETIME WARRANTY

Time to replace that worn out steering gear!  
CALL FOR AVAILABILITY ON REBUILT STEERING GEARS  
Pay close attention to manufacturer (for example, Gemmer), casting # & vehicle type to ensure you order the correct item.

**Note:** Core charges refunded in full for good cores. Substandard cores are prorated based on condition.

Note: Casting #B6030 is used Vehicle Type D and M601. (M601 worm shaft is longer)

Note: On this model, the top shaft comes in 2 different lengths; please measure yours and have this information ready when ordering.



**Gemmer**  
casting # B6030  
Vehicle Type:  
D (1946-71)  
Part #CC1189342  
**\$595 + \$250 core**



**Gemmer**  
casting # 24JC21  
Vehicle Type: G (61-71)  
D100, D200, D300,  
W100, W200)  
Part # 14-2  
**Call for Price + Avail.**



**Saginaw**  
casting # 5675288  
Vehicle Type: G (61-71)  
D100, D200, D300,  
W100, W200)  
Part # 14-3  
**Call for Price + Avail**



**Saginaw**  
casting # 1938512  
Vehicle Type: G (61-71)  
D100, D200, D300,  
W100, W200)  
Part # 14-4  
**Call for Price + Avail.**



**Gemmer**  
casting # 5DC26  
Vehicle Type: H  
(61-71 W300)  
Part # 14-5  
**Call for Price + Avail.**



**Gemmer**  
casting # 5JC06  
Vehicle Type: H  
(61-71 W300)  
Part # 14-6  
**Call for Price + Avail.**



**Saginaw**  
casting # 4DC46  
Vehicle Type: H  
(61-71 W300)  
Part # 14-7  
**Call for Price + Avail.**



**TRW**  
casting # 35JC28  
Vehicle Type: H  
(61-71 W300)  
Part # 14-8  
**Call for Price + Avail.**





## Quick Tip 12: Checking Frame Alignment

**How can I tell if the frame on my truck is straight and true?**

To obtain diagonal measurements, (which are used to determine the "squareness" of the frame), the following procedures are recommended (while the body is on the truck):

Load the truck with a pay load which is near BUT NOT GREATER THAN the specified limits. Place the truck on a level floor and check for proper tire air pressure.

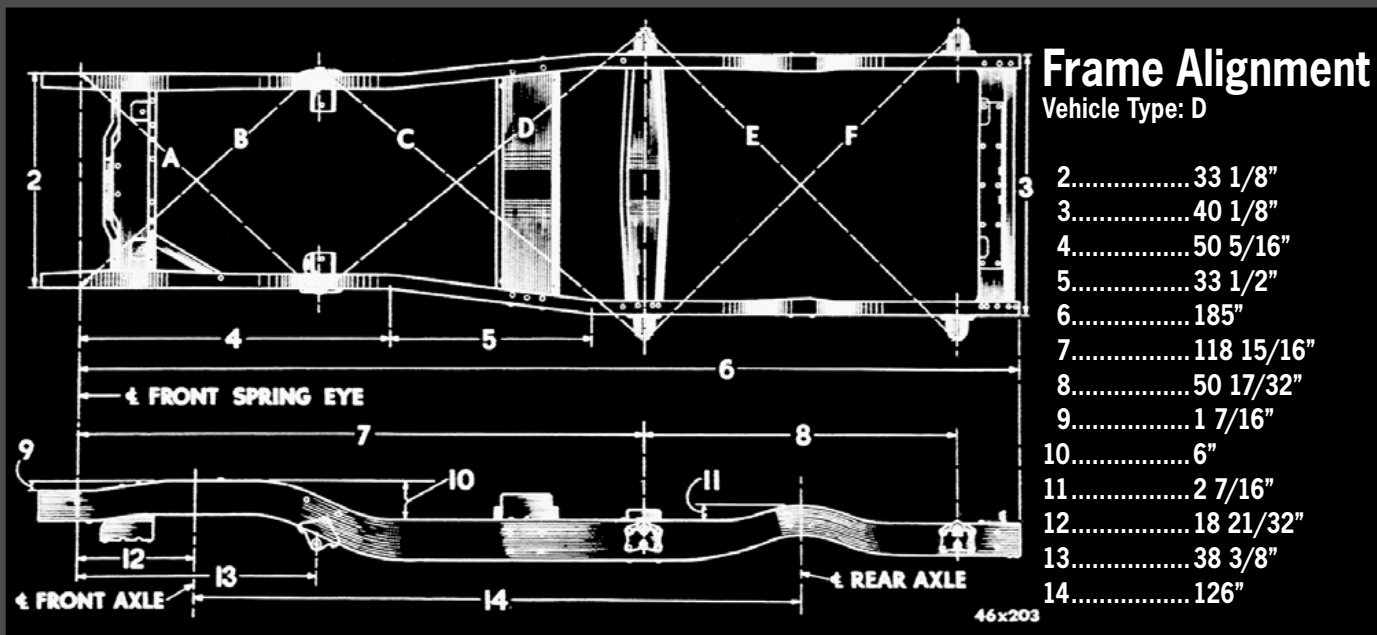
Suspend an ordinary surveyor's "plumb bob" from the corresponding points on the frame, as indicated by the diagonal lines in the diagram. Place a chalk mark on the floor directly under the point of the "plumb bob".

Move the truck away so that the distance between the chalk marks, on the floor, can be measured.

Then, referring to the diagram below, carefully measure the distance at the points made by diagonal line "A." This should agree, within 1/4" inch, with the distance between the points connected by diagonal line "B."

The same check should be made at points between the diagonals "C" and "D," and "E" and "F."

This is a quick method of determining which frame section is bent and also where force should be applied to make necessary corrections. See your tech manual for dimensions.



### Frame Alignment

Vehicle Type: D

2.....	33 1/8"
3.....	40 1/8"
4.....	50 5/16"
5.....	33 1/2"
6.....	185"
7.....	118 15/16"
8.....	50 17/32"
9.....	1 7/16"
10.....	6"
11.....	2 7/16"
12.....	18 21/32"
13.....	38 3/8"
14.....	126"

#### NOS Front Crossmember - Lower Reinforcement

Vehicle Type:

B,C,(D-late may require slight modification)



Part #CC924126 **\$75**

#### USED Frame to Radiator Support Bracket

Vehicle Type: B,C,(D 1946-60)



Part #CC923056 **\$45**

#### New Frame to Radiator Support Bracket

251 WM300 only

Vehicle Type: D 1961-71



Part #CC2225989 **\$50**

#### USED Frame to Radiator Support Bracket



Vehicle Type: E,F  
Part #CC1268112 **\$45**

#### Transfer Case Crossmembers

Vehicle Type: E,F



•NOS Front - 31" wide Part #CC1268283 **\$50**

•USED Rear - 33" wide Part #CC1268284 **\$40**

#### Frame Repair Rivets

Vehicle Type: ALL



•3/8" x 1" Frame Rivet Part #RIV02 **\$1.25**

•3/8" x 1 1/4" Frame Rivet Part #RIV03 **\$1.25**

•1/2" x 1 1/4" Frame Rivet Part #RIV04 **\$1.75**

#### New Inner Frame Repair Sections



Repairs inner section of frame in between rear bracket of front springs and Transfer Case Crossmember. Requires grinding, drilling, riveting, welding.

Vehicle Type: D  
Part #1271235-FRS **\$150/pair**

#### USED Frame Crossmembers

Specify: Vehicle Type & Crossmember (Front, Rear, Transfer Case, Front Hanger of Rear Spring)



Vehicle Type: ALL  
**Call for Price & Availability**

# GROUP 15: FRAME



## New Late Flat Fender Power Wagon Rubber Cab Mount Kit

Includes: insulators, bolts & washers.  
Vehicle Type: D 1951-71  
Part #DCMK12 **\$159**



## New Early Flat Fender Power Wagon Wood Mounting Kits

Includes insulators, bolts and washers.  
Vehicle Type: D 1946-50  
Part #DDWB23 **\$79**

## New WWII WC 1/2 Ton & 3/4 Ton Closed-Cab Front Cab Mount Wood Blocks

Vehicle Type: A,(B - Closed-Cab Models, Ambulance & Carryall)

### •New WWII WC 1/2 Ton & 3/4 Ton Closed Cab Left Front Cab Mount Block

Part #CC903096-CCB **\$15 Each**

### •New WWII WC 1/2 Ton & 3/4 Ton Closed Cab Right Front Cab Mount Block

Part #CC903097-CCB **\$15 Each**

## New WWII WC 3/4 Open Cab & 6x6 Front Cab Mount Wood Blocks

Vehicle Type: (B - Open Cab Models Only),C

### •New WWII WC 3/4 Ton Open-Cab & 1-1/2 Ton 6x6 Left & Right Front Cab Mount Block

Part #CC903096-OCB **\$15 Each** (2 required)

## NOS/New Stamped Winch Frame Extensions

Vehicle Type: E,F

### •NOS Right

Part #CC1268306



### •New Left

Part #CC1268307



Part #CC1268306-7S **\$195/pair**

## New Stamped 230 Winch Frame Extensions

Vehicle Type: D 1946-60

(Can also be used on non-winch B & C models)

### •New Right

Part #CC1189302



### •New Left

Part #CC1189303



Part #CC1189302-3S **\$170/pair**

## New 251 Stamped Winch Frame Extensions

Vehicle Type: D 1961-71

### •New Left

Part #CC2225697



### •New Right

Part #CC2225696



Part #CC2225696-7S **\$180/pair**



## New Bumper to Frame/Brackets DCPD Logo Bolt

(Dodge, Chrysler, Plymouth, Desoto)  
1/2" x 1 1/4" - fine thread

Vehicle Type: B,C,D

Part #CC120424 **\$4.50 ea**



## NOS Master Cylinder Mounting Bracket

Vehicle Type: B,C,(D 1946-50)

Part #CC921693  
**\$69**



## USED Brake Pedal Mounting Bracket

•Vehicle Type: B,C

Part #CC921692 **\$75**

•Vehicle Type: D 1946-(early)56

Part #CC1190401 **\$75**

•Vehicle Type: D late 1956-66

Part #CC1787107 **\$95**



## USED Bed Mounting Brackets

Specify Vehicle Type when ordering:

A,B,C,D,E,F,G,H

**\$45 ea**

## NOS Pintle Shaft Flange

[ORD #7705780]



Vehicle Type: E,F

Part #CC1270818 **\$40**

## NOS Pintle Hook Adapter

[ORD #7373737]



Vehicle Type: E,F

Part #CC1270819 **\$49**

## NOS Pintle Hook Adapter Washer



Vehicle Type: (D M601 only)E,F

ORD #7373738 Part#CC1270820 **\$2.50**

## NOS Pintle Hook Adapter Castle Nut



Vehicle Type: E,F

Part/ORD #125312 **\$4**

## NOS Pintle Hook Assembly

Vehicle Type:

(D-M601 only),E,F

[ORD #7073209]



Part #CC1268500

**\$125 SOLD OUT**



## NOS Left Rear Engine Support/Left Front Spring Bracket

Vehicle Type: E,F

Part #CC1268704 **\$75**

## Welded Pintle Hook Assembly



*Recommended for cosmetic use only.*

Vehicle Type: B,C,D

Part #CC920762 **\$125**

## NOS Pintle Hook/Trailer Safety Chain Eyebolt



(2 required)

Vehicle Type: B,C

Part #PHTSCE001 **\$12.50 ea**

## New Cast 3/4 Ton WC Open Cab Spare Tire Carrier



Stud sold separately

Vehicle Type: B,C

Part #CC925324 **\$375**

## New Cast Civilian Spare Tire Carrier



Stud sold separately

Vehicle Type: D 1946-50

Part #CC1189192 **\$250**

## New Cast Spare Tire Retainer Plate



Vehicle Type: A,B,C,(D up to

1954-serial #83939413),(E,F

up to serial #80019180)

Part #CC915501 **\$40**

## NOS Spare Tire Retainer Bar

Vehicle Type: (D-after 1954 serial #83939413),

(E,F after serial #80019180)

[ORD #7413301]

Part #CC1396105, CC1505985 **\$12.50**

## New Spare Tire Mounting Grooved Stud



Vehicle Type: A,B,C,D

Part #CC915123 **\$12.50**



## New Spare Tire Mounting Nut

Vehicle Type: A,B,C,D

Part #CC576196 **\$8.50**



## New Spare Tire Mounting Nut

(standard RH lug nut) Vehicle Type: A,B,C,D

Part #CC585193 **\$2.75**

**NOS Rear Spring Hanger Brackets**



•3 13/16" wide (1 3/4" wide spring)  
Vehicle Type: (B early),D  
Part #CC921032 **SOLD OUT**

•4" wide (2" wide spring) Vehicle Type: E,F  
[ORD #7705752] Part #CC1268309 **\$65**

**Front Spring Hanger Bracket**



**Front of Front Spring** Vehicle Type: E,F  
•USED Left [ORD #7705750] Part #CC1268311 **\$85**

•USED Right [ORD #7705751] Part #CC1268310 **\$85**

**Rear of Front Spring** Vehicle Type: B,C,(D 1946-60)  
•NOS Right Part #CC930170 **\$75**

•NOS Left Part #CC930171 **\$75**

**Rear of Front Spring** Vehicle Type: D 1961-71  
•NOS Left (with wrap-around helper spring)  
Part #CC1928277 **\$75**



**NOS Front Spring - Front Hanger**

Vehicle Type: B,C,D  
Part #CC921420 **\$59**

**New Lifting Shackle Pin**



[ORD #7373736] (4 required)  
Vehicle Type: E,F  
Part #CC1268542 **\$7**

**M-37 Lifting Shackle**



[ORD #7373735]  
Vehicle Type: E,F  
•NOS Part #CC1268540 **\$27.50**  
•USED Part #CC1268540-U **SOLD OUT**

**M-37 Rear Lifting Shackle Brackets**



Vehicle Type: E,F  
•NOS Right Part #CC1274770 **\$45**  
•NOS Left Part #CC1274771 **\$45**  
•USED Right Part #CC1274770-U **\$30**  
•USED Left Part #CC1274771-U **\$30**

**NOS Torque Link Frame Bracket**



(2 required)

Vehicle Type: C  
Part #CC928262 **\$50**

**New USMC Rear Lifting Shackle/Tail-light Protector Bracket**



Vehicle Type: E  
Part #USMCLSB **\$75 ea**



**New Front Lifting Shackle Bracket Spacer**

[ORD #7705781]  
Vehicle Type: E,F  
Part #CC1268318 **\$9**

**Front Lifting Shackle Bracket**



Vehicle Type: E,F  
•New Heavy Duty, replaces earlier light duty bracket CC1268541  
Part #CC1268541-HD-N **\$30**

•USED Heavy Duty, replaces earlier light duty bracket CC1268541  
Part #CC1268541-HD-U **\$20**

•USED Light Duty [ORD #7705779]  
Part #CC1268541 **\$20**

**New Front Tow Hooks**

All Tow Hooks have 1/2" rear mounting hole



•New Front Tow Hook - 1/2" mounting hole. (NO notch on front)  
Note: This Tow Hook can be used to make CC1189195 and CC920995)  
Vehicle Type: A  
Part #CC598379 **\$35**



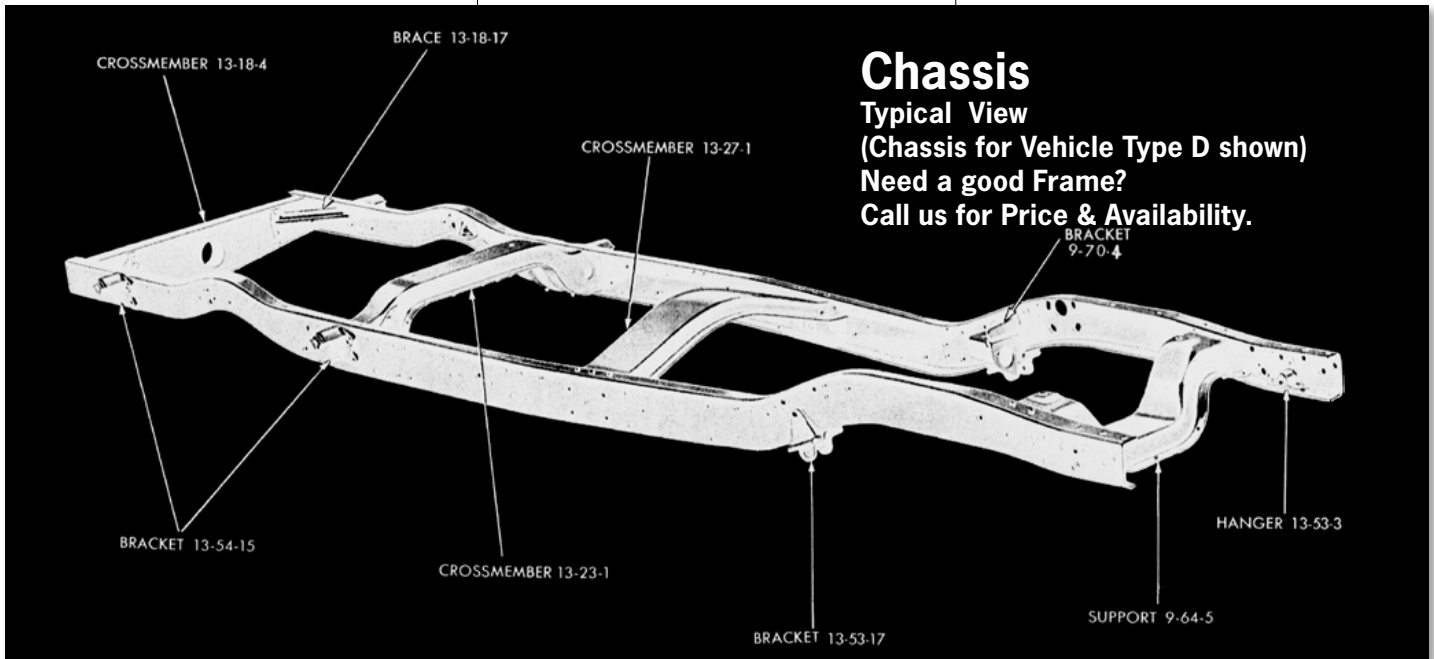
•New Front Tow Hook - 1/2" front bolt mounting hole (with small 1/4" notch on front edge of hook)  
Vehicle Type: D,G (G-used on lower front frame on some military models) Part #CC1189195 **\$45**



•New Front Tow Hook - 5/8" front bolt mounting hole, notched for bumper & drilled recess for bumper bolt (For models WITHOUT winch)  
Vehicle Type: B,C  
Part #CC920763 **\$35**



•New Front Tow Hook - 5/8" front bolt mounting hole (No recess) (For models WITH winch)  
Vehicle Type: B,C  
Part #CC920995 **\$45**



**Chassis**  
Typical View  
(Chassis for Vehicle Type D shown)  
Need a good Frame?  
Call us for Price & Availability.

CROSSMEMBER 13-18-4

BRACE 13-18-17

CROSSMEMBER 13-27-1

BRACKET 9-70-4

BRACKET 13-54-15

CROSSMEMBER 13-23-1

BRACKET 13-53-17

HANGER 13-53-3

SUPPORT 9-64-5

# GROUP 16: SPRINGS, SHOCK ABSORBER

## New PW 5/8" Eye Shock Absorbers

Vehicle Type: (D late 1956-71),G,(H front only)



**Bushings Included**

•Front Part #CC1653453 **\$170 pair**

•Rear Part #CC1653454 **\$170 pair**

## New PW 1" Eye Shock Absorbers

Vehicle Type: D 1946-(early)56



**Bushings Included**

•Front Part #CC1321288 **\$150 pair**

•Rear Part #CC1325974 **\$150 pair**

## New M-Series 1" Eye Shock Absorbers



Vehicle Type: E,F

**Bushings Included**

•Front ORD #7373739 Part #CC1273146-N **\$194 pair**

•Rear ORD #7373740 Part #CC1273147-N **\$202 pair**

## NOS M-Series 1" Eye Shock Absorbers



Vehicle Type: E,F

**Bushings Included**

•Rear ORD #7373740 Part #CC1273147 **\$100 pair**

## New 1939-58 2WD 5/8" Eye Shock Absorbers

**Bushings Included**



Vehicle Type: 1939-58 2WD (1/2 & 3/4 ton)

•Front - overall (extended) length: 17-3/4"

travel length: 6-1/4"

Part #CC596414 **\$85 pair SOLD OUT**

•Rear - overall (extended) length: 19"

travel length: 7-1/2"

Part #CC596419 **\$85 pair CLOSEOUT**

## New 1961-78 D/W 100-200 11/16" Eye Front Shock Absorbers



**Bushings Included**

Vehicle Type: G, D100, D200

overall (extended) length: 23-3/8"

travel length: 9-1/4"

Part #CC2960875 **\$85 pair SOLD OUT**

## New 1961-71 D/W100-200 11/16" Eye Rear Overload Shock Absorber



**Bushings Included**

overall (extended) length: 24-1/8"

travel length: 9"

Vehicle Type: G, D100, D200

Part #CC3420167 **\$150 pair CLOSEOUT**

## New Heavy Duty Off-Road 5/8" Eye Shock Absorbers



Vehicle Type: (D late 1956-71),G,(H front only)

•Front overall (extended) length: 18"

travel length: 6-1/4" Part #CC1881895 **\$195 pair**

•Rear overall (extended) length: 20-1/4"

travel length: 7-3/8" Part #CC2240348 **\$195 pair**

## NOS Shock Absorber Anchor Stud



Vehicle Type:(D 1946-early 56),E,F

[ORD #7744213] Part #CC1090882

**\$18 each**



## New 3/4"-16 Shock Absorber Nut & Spring Castle Nut

Vehicle Type:(D 1946-early 56 for SHOCK ONLY),(E,F for SPRING & SHOCK)

Part #128180 **\$5**



## NOS Rubber 1" Shock Eye Bushing

[ORD #7351084] (4 per shock required)

Vehicle Type: (D 1946-early 56),E,F

Part #CC930048 **\$5**



## NOS Rubber 5/8" Shock Eye Bushing

(4 per shock required)

Vehicle Type: D late 1956-71

Part #CC1319902 **\$5**



## NOS Shock Absorber Bushing Retainer Washer

Vehicle Type:(D 1946-early 56),E,F

ORD #7378195 Part #CC930050 **\$5**



## NOS Rear Spring Frame Mounted Bumper-Curved

[ORD #7349091]

Vehicle Type: B,D,E,F

Mounts on frame above rear springs

Part #CC924161 **SOLD OUT**



## NOS Lower Rear Spring Bumper

Vehicle Type: A

Part #CC599097 **\$20**



## NOS Front Axle Assembly Bumper

[ORD #7373780] Vehicle Type: E,F

Part #CC1268746 **\$35**



## NOS Front Spring Bumper (Frame Mounted Arrestor)

Vehicle Type: E,F

Part #CC1268747 **\$25**

## NOS & Rebuilt WWII Knee Action Shocks



Call for Price & Availability

## NOS Rear Shock Absorber Link Rod & Eye Bolt Assembly



Vehicle Type: B except ambulance

Part #CC921038 **\$20**

## NOS Rear Shock Absorber Link Rod & Eye Bolt Assembly



longer early style Vehicle Type: (T-202 VC only)

Can be cut down and welded to replace

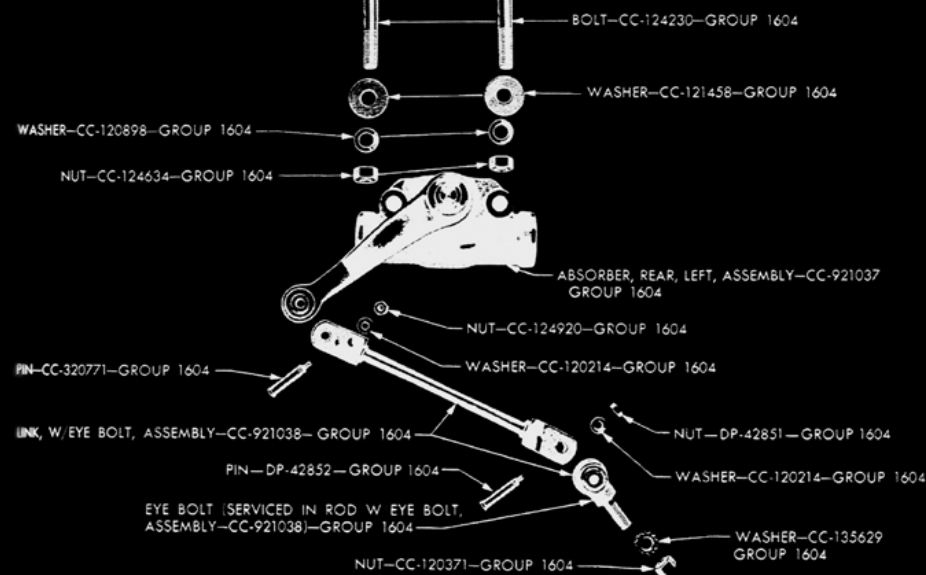
CC915394 & CC921201 for Vehicle Types A,B,C

Part #CC599385 **\$20**

## Shock Absorber, Knee Action

Typical Exploded Parts View

Good selection of parts in stock for all models



# GROUP 16: SPRINGS, SHOCK ABSORBER

## New WWII WC 1/2 Ton Front & Rear Leaf Springs

Made in the USA for Vintage Power Wagons & will fit most WC WWII 1/2 Ton vehicles.

### New WWII WC 1/2 Ton Front Leaf Spring

Vehicle Type: A (except WC41 & Ambulance)  
(8 leaf)



Replaces CC920695  
Part #CC914234-N **\$275 Each**

### New WWII WC 1/2 Ton Rear Leaf Spring

Vehicle Type: A (except WC41 & Ambulance)  
(10 leaf)



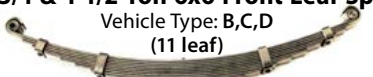
Part #CC599106-N **\$550 Each**

## New 1 Ton Flat Fender Power Wagon, WWII WC 3/4 Ton & 1-1/2 Ton 6x6 Leaf Springs

Made in the USA for Vintage Power Wagons and will fit more than just the Civilian Power Wagons.

### New 1 Ton Flat Fender Power Wagon, WWII WC 3/4 & 1-1/2 Ton 6x6 Front Leaf Spring

Vehicle Type: B,C,D  
(11 leaf)



Replaces CC1090570, CC1272998 & more  
Part #CC1273201-N **\$365 Each**

### New 1 Ton Flat Fender Power Wagon & WWII WC 3/4 Ton Rear Leaf Spring

Vehicle Type: B,D  
(12 leaf)



Replaces CC920987, CC1189425, CC1189875 & CC1271367  
Part #CC1273003-N **\$585 Each**

## NOS WWII WC & Flat Fender Power Wagon Spring Assemblies



• Rear WC-54 Ambulance (wrapped) Vehicle Type: B  
Part #CC921477 **\$195 Each**

• Rear WC-62 & WC-63 6x6 Vehicle Type: C  
Part #CC926170 **\$195 Each**

### Power Wagon & WC 3/4 Ton Rear Heavy Duty Replacement (Originally WC-64 KD Ambulance Rear Reinforced Spring

- 3-3/4"-overall spring pack, 48"-center eye to center eye, 9"-arc

Note: may require cutting of 2nd eye wrap for some 3/4 Ton models

Replaces Part #CC920987, CC1189425, CC1189875,

CC1273003, CC1271367 Vehicle Type: B,D

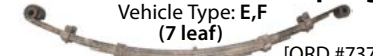
[ORD #7376279] Part #CC1090835 **\$250 Each**

## NOS & New M37 & M43 Leaf Springs

Made in the USA for Vintage Power Wagons

### NOS M37/M43 Front Leaf Spring

Vehicle Type: E,F  
(7 leaf)



[ORD #7373771]  
Part #CC1268098 **\$150 Each**

### New M37 & M42 Rear Leaf Spring

Vehicle Type: E,F  
(11 leaf)



[ORD #7373761]  
Part #CC1268102 **\$450 Each**

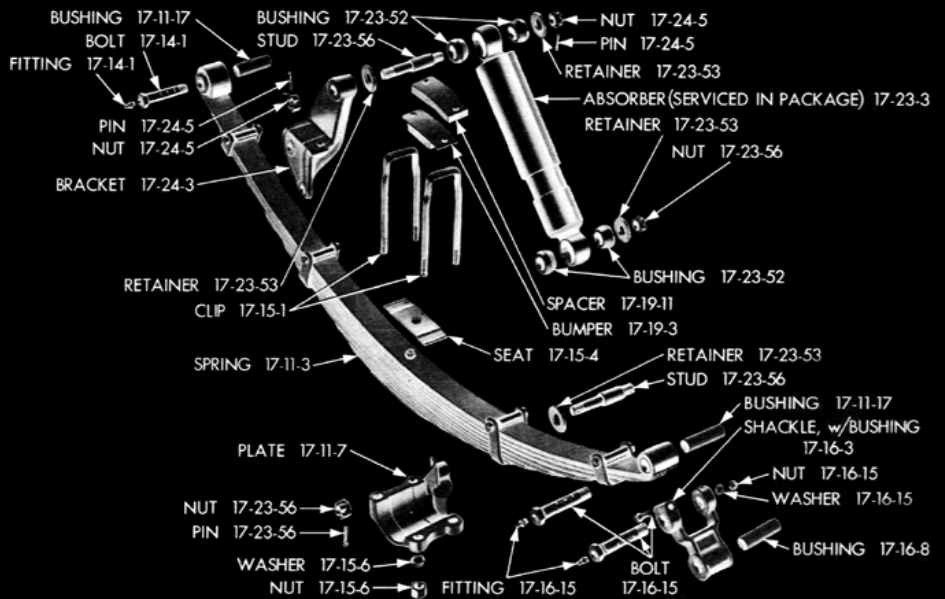
### New M43 & V41 Rear Leaf Spring

Vehicle Type: E,F  
(13 leaf)



[ORD #7376832]  
Part #CC1391099 **\$450 Each**

## Rear Springs & Shock Absorbers



### New Rear Spring Repair Kit



**NOTE: FOR SOME APPLICATIONS, BUSHINGS MAY NEED TO BE TRIMMED!**

Vehicle Type: A Part #KRSR-06 **\$265**

Vehicle Type: B,D Part #KRSR-02 **\$265**

Vehicle Type: E,F (not shown) Part #KRSR-03 **\$220**

### New Front Spring Repair Kit



**NOTE: FOR SOME APPLICATIONS, BUSHINGS MAY NEED TO BE TRIMMED!**


Vehicle Type: A Part #KRSR-05 **\$265**

Vehicle Type: B,C,D Part #KRSF-01 **\$215**

Vehicle Type: E,F (not shown) Part #KRSF-04 **\$278**

Individual parts from kits available on following page

## Front Springs & Shock Absorbers



# GROUP 16: SPRINGS, SHOCK ABSORBER

## NOS M-Series 2" Spring U-Bolt



Vehicle Type: E,F

- Left Front M37 8" x 2" ORD #7376828  
Part #CC1192183 **\$20**
- Right Front M37 & M43 8-1/2" x 2"  
ORD #7373770 Part #CC1263585 **\$24**
- Left Front M37B1, M43B1 8-1/2" x 2"  
ORD #7373770 Part #CC1263585 **\$24**
- Left Front M43 8-1/2" x 2" ORD #7373770  
Part #CC1263585 **\$24**
- Rear M37 8-1/2" x 2" ORD #7373770  
Part #CC1263585 **\$24**
- Rear M43 9-1/2" x 2" ORD #7376831  
Part #CC1263586 **SOLD OUT**

## New 1-3/4" Spring U-Bolt



<Rounded inside shoulder

- Front (Left) 8-3/4" x 1-3/4" Vehicle Type: A,B  
Replaces CC915648 Part #CC1189909 **\$20**
- Front (Left & Right) 9-1/2" x 1 3/4" Vehicle Type: C,D  
Replaces Part #CC916892, CC929345, CC915877  
Part #CC599110 **\$25**
- Rear (Left & Right) 9-1/2" x 1-3/4" Vehicle Type: A,B,D  
Replaces Part #CC599110, CC916892  
Part #CC929345 **\$25**
- 7-1/2" x 1-3/4" (can be used to lighten front spring  
pack) Vehicle Type: A,B,D  
Part #CC599322 **\$15**

## New 9/16"-18 Spring U-Bolt Nut



Vehicle Type: A,B,(C front only),D,E,F, (G 1957-60) Part #CC55481 **\$2**

## New 20 Ft Rolls of Poly Slide

use between spring leaves to soften and quiet the ride of your truck. Available in 1-3/4" & 2" wide



- 1 3/4" Vehicle Type: ALL  
Part #PS20175 **\$39 DISCONTINUED**
- 2" Part #PS20200 **\$39 CLOSEOUT!**

## NOS Rear Spring Shackle



Vehicle Type: A - Ambulance only  
Part #CC916240 **\$75**

## NOS M-Series Rear Spring Shackle



Vehicle Type: E,F  
ORD #7705746 **\$75**

## NOS Rear Spring Shackle



3" center to center  
some models use longer shackle  
Vehicle Type: B,D Part #CC921033 **\$75**

## NOS Rear Spring Shackle



4" center to center  
Vehicle Type: (D-WDX only),  
(B-Ambulance only)  
Part #CC925265 **\$75**

## NOS Front Spring Shackles



### Inner Shackle

- Vehicle Type: E,F [ORD #7373775] Part #CC1268319 **\$7.50**
- Vehicle Type: A,B,C,D Part #CC594261 **\$10**

### Outer Shackle

- Vehicle Type: E,F [ORD #7373776] Part #CC1268320 **\$7.50**
- Vehicle Type: A,B,C,D Part #CC594260 **\$10**

## New Front Spring Eye Bushing



Vehicle Type: G, D100, D200  
Part #CC1920540 **\$24 each SOLD OUT**

## New Front Spring Eye & Shackle Bolt

1/2"-20 Thread - 4" (under head) length




Vehicle Type: (G,H multiple applications)  
Part #CC1923876 **\$14.50**

## NOS 3/8"-24 Rear Spring Center Bolt - 3-7/8"



Vehicle Type: (E,F-M37 & M42 only)  
[ORD #7351213] Part #CC532038 **\$2.50**

## NOS 3/8"-24 Rear Spring Center Bolt - 4-1/8"



Vehicle Type: A,(E,F-M43 & V41 only)  
[ORD #7376830] Part #CC912333 **\$2.50**

## New Universal 3/8"-24 Front & Rear Spring Full-Threaded Center Bolt - 6"

[ORD #7351125] Vehicle Type: B,C,D,E,F  
CAN BE CUT TO MAKE ANY SPRING CENTER BOLT  
Replaces CC588163 Part #CC593805-6 **\$4**

## NOS 3/8"-24 Spring Center Bolt - 5"

[ORD #7351125] Vehicle Type: B,C,D  
(B,C,D-Front Spring, B,D-Rear Spring.)  
Part #CC593805 **\$2.50**

## NOS Leaf Spring Center Bolt Nut (3/8"-24)

Vehicle Type: A,B,C,D,E,F  
Part #CC120369 **\$0.50**

## New WWII WC 1/2 Ton Front & Rear Spring Center Bolt - (5/16"-24 - 6" Length)

Vehicle Type: A-except ambulance  
(cut to size) Part #CC593804-6 **\$4**

## New WWII WC 1/2 Ton Front & Rear Spring Center Bolt NUT (5/16"-24)

Vehicle Type: A-except ambulance Part #CC120368 **\$1**

## New WWII WC & Flat Fender Power Wagon -Front Spring Upper Shackle Bolt

Vehicle Type: A,B,C,D Part #CC594262 **\$25**

## New WWII WC & Flat Fender Power Wagon -Front Spring Lower Shackle Bolt

Vehicle Type: A,B,C,D Part #CC594263 **\$25**

## New WWII WC & Flat Fender Power Wagon -Front Spring Rear Bolt

Vehicle Type: A,B,C,D Part #CC589539 **\$25**

## New WWII WC & Flat Fender Power Wagon -Rear Spring Eye & Shackle Bolt

Vehicle Type: A,B,D Part #CC590419 **\$32**

## New WWII WC & Flat Fender Power Wagon -5/8"-18 Front Spring Castle Nut

Vehicle Type: A,B,C,D Part #CC125267 **\$5**

## New WWII WC & Flat Fender Power Wagon -Front Spring Eye Bushing

Vehicle Type: A,B,C,D  
Replaces CC548104 Part #CC564263 **\$15**

## New WWII WC & Flat Fender Power Wagon -Front Spring Frame Bracket Bushing

Vehicle Type: A,B,C,D  
Part #CC594254 **\$21**

## New WWII WC, Flat Fender Power Wagon & M37 -Front & Rear Spring Eye Bushing

Vehicle Type: (A,B,D-rear only),(E,F front & Rear)  
(Replaces CC512289 on M37) Part #CC576042 **\$15**

## New WWII WC, Flat Fender Power Wagon & M37 -Rear Spring Shackle Bushing

Vehicle Type: A,B,C,D,E,F  
(Replaces CC562302 on M37) Part #CC576030 **\$15**

## New M37, M43 & Variants -Front Spring Rear Shackle Frame Bushing

Vehicle Type: E,F Part #CC562296 **\$15**

## New M37, M43 & Variants -Front Spring Lower Shackle Bolt

Vehicle Type: E,F  
[ORD #7373778] Part #CC1268322 **\$32**

## New M37, M43 & Variants -Front Spring Front Eye Bolt & Upper Shackle Bolt

Vehicle Type: E,F  
[ORD #7373777] Part #CC1268321 **\$32**

## New M37, M43 & Variants -Hex Head Rear Spring Eye & Shackle Bolt

Vehicle Type: E,F Part #CC1268357 **\$24**

## New M37, M43 & Variants -3/4"-16 Spring Castle Nut

Vehicle Type: E,F Part #128180 **\$5**

## New Grease Zerk Fittings

Vehicle Type: ALL  
Specify: Straight, 45° or 90°  
Specify: Straight, 45° or 90°  
Part #NGZF-(specify size & angle) **\$1.50 ea**

## NOS Rear Torque Link Assembly (6 Required) Vehicle Type: C

Part #CC928908 **\$75**

## NOS Torque Link Bushing & Ball Stud Repair Kit

Vehicle Type: C  
(8 Required)  
Part #CC928912 **\$20 each**

## NOS Torque Link Frame Bracket (2 required)

Vehicle Type: C  
Part #CC928262 **\$50**

# GROUP 17: HOOD, FENDERS, GRILLE

## Hood

### 3/4 Ton Closed Cab Hood Halves

Vehicle Type: B WC-53 Carryall & WC-54 Ambulance



•USED Right

Part #CC991160-U **\$200**



•USED Left

Part #CC991161-U **\$200**

### 3/4 Ton Open Cab Hood Halves

Vehicle Type: (B,C Open Cab Models)



•USED Right

Part #CC991145-U **\$200**



•USED Left

Part #CC991146-U **\$200**

### USED VC & 2WD Hood Halves



May require New hoodside lock plate/handle

Vehicle Type: (A VC only) & 1939-47 2WD

Very Limited Quantity

•Right

Part #CC950478 **\$200**

•Left

Part #CC950479 **\$200**

### New Hood Hinge

Includes: (32) CC118140 rivets

Vehicle Type: (B closed cab requires modification),C,D

Part #CC1095436/CC1095435 **\$95**

**HOOD HALVES & OTHER EASILY DAMAGED SHEET METAL ITEMS MAY BE SUBJECT TO AN ADDITIONAL CRATING CHARGE**

### New Hood Hinge End Repair Kit



Vehicle Type: A,B,C,D

Replaces both pivot ends of original male hood hinge (Requires drilling rivets and cutting of original hinge)

Part #CC1095436-RK **\$35**

### USED Hood Half (M601 & M615 Take-Offs)



Specify open or closed cab when ordering.

(M601 includes windshield to hood latch)

Vehicle Type: D

May Require hinge Replacement: CC1095436/CC1095435

•Right Closed Cab Part #CC1095425 **\$225**

Open Cab Part #CC2519358 **\$200**

•Left Closed Cab Part #CC1095426 **\$225**

Open Cab Part #CC2519359 **\$200**

Not Drilled For Emblems. Limited Quantity on Closed Cab

### USED Lower Hood Half



Includes 2 hood latches

Specify model when ordering Vehicle Type: B,C,D

•Right Part #CC1095425-LWR **\$129**

•Left Part #CC1095426-LWR **\$129**

### USED Hood Side Lock Plate/Handle Assembly

Includes plate, handle & spring

Vehicle Type: A Part #CC797075 - 5" (4 reqd.)

Vehicle Type: B,C,D Front-4 3/4"-CC991212,

Rear-5"-CC797075 (some B & C models use 5" on

Front & Rear. WW2 Master Parts List transposed

part numbers. If you are unsure, check your

measurements or call us.) **\$49 each**

•Hood Latch Rivet Part #CC121646 **\$0.75 ea**

### New Hood Corner Protectors



Replaces CC450597 (rear)

Vehicle Type: A,(D-rear only),1939-47 2WD

•New Front & Rear Slip-on Type Hood Corner Protectors

Part #CC466130-SLIP-ON **\$5.00 ea**

•New Front & Rear Rivet Type Hood Corner Protectors

Part #CC466130-RIVET **\$11.75 ea**

### New Hood Hinge Front Screw Plate



Vehicle Type: A,B,C,D

Part #CC121743 **\$7.50**

### New Hood Hinge Screw

Vehicle Type: A,B,C,D

Part # CC991254, CC1197793 **\$5 ea**

### New Hood Hinge Ends



(Not Chrome Plated)

Vehicle Type: A,B,C,D

•Front Replaces CC939187 - Part #CC939166 **\$25**

•Rear Replaces CC939188 - Part #CC939168 **\$25**

### New Hood to Windshield

Catch Assembly (double finger)



Vehicle Type: (B,C open cab only),(D M601 only)

(Replaces M-37 Hood Hold Down) Part #CC950857 **\$15**

### NOS Hood Latch Catch Bracket & Hood to Windshield Rest Catch Bracket



Vehicle Type: (D M601 Only),E,F Part #CC1199898 **\$4**

Vehicle Type: (B open cab only),C Part #CC958858 **\$4**

### Hood To Windshield Rest Bracket



•New Vehicle Type: (B,C open cab only)

Pad Not Included Part #CC966683 **\$7.50**

•USED Vehicle Type: D M601 only

Pad Not Included Part #CC1277382 **\$6**

### New Hood to Windshield Bracket Pad



Vehicle Type: (B,C open cab only)

Part #CC966684 **\$10 pair**

### NOS Hood Ground Straps



Vehicle Type: B,C

1/4" holes; 4 1/4" Center to Center; 1/2" wide

(3 reqd.) Part #CC925385 **SOLD OUT**

### New Civilian Power Wagon & 2WD Hood Side Bumper



Vehicle Type: B,C,(D 1946-71),1932-47 2WD

Replaces CC589763, CC925272

Part #CC920986 **\$18 each**

### New "DODGE" Emblems



Vehicle Type: A

Can be bent slightly to be used for Vehicle Type B early

Part #CC903155 **\$25**

### New '46-57 Stainless Steel Emblems



New Reproduction beautiful polished stainless steel

civilian Power Wagon (flat fender & 1957 W100/200)

hood and front radiator cowl emblems for 1946-57

trucks.

Are your emblems scratched, corroded, or missing?

These reproduction emblems are the perfect

replacement — excellent quality.

Note: These can also be made to fit 58-68 models

by slightly modifying the location of the mounting

holes. They are different from the original 58-68

emblems.

•"DODGE" Emblem Part #CC1095796 **\$195**

•"POWER" Emblem Part #CC1095888 **\$195**

•"WAGON" Emblem Part #CC1095889 **\$195**

•3/16" Emblem Mntg Nut Part #NEMN-316 **\$1 ea**

•1/4" Emblem Mntg Nut Part #NEMN-14 **\$1 ea**

# GROUP 17: HOOD, FENDERS, GRILLE

## USED Hood Prop Rod

Vehicle Type: B,C,D  
 •Right Part #CC950755 **\$25**  
 •Left Part #CC950756 **\$25**

## Radiator to Cowl Tie Rod

Vehicle Type: B,C,D  
 •NOS Part #CC921159 **\$30**  
 •USED Part #CC921159-U **\$20**

## New Cab/Radiator Cowl Hood Lace

•11' length Vehicle Type: A,B,C,D  
 Includes (12) split rivets CC113194 and (12) drive nails CC898621

Part #CC747877-11 **\$35**

•12' length Vehicle Type: 1939-47 2WD  
 Includes (14) split rivets CC113194 and (12) drive nails CC898621

Part #CC747877-12 **\$38**

•6' length Vehicle Type: E,F,1948-53 2WD  
 Includes (12) drive nails CC898621  
 Part #CC1244408 **\$20**

## USED M-Series Hood

Vehicle Type: E,F

Part #CC1278854

**Call for Price, Availability & Condition**  
 Additional Crating & Shipping Charges May Apply

## New Hood To Windshield Rest Bracket

Vehicle Type: (E,F open cab only)  
 Part #CC1278322 **\$9**

## New Hood Bumper

Vehicle Type: E,F (2 required)

•Hood to Windshield Part #CC1199902 **\$7.25 ea**

Vehicle Type: G,H 1955-57 & 1955-57 Town Wagon & Town Panel (must reduce thickness to 1/4")

•Rear Hood to Cab Part #CC1199902 **\$7.25 ea**

## New Hood Support Rod with Bumper

Use on 1/2 ton to prevent hood panel stress cracking.

Vehicle Type: A,E,F (Requires slight modification for vehicle type A) [ORD #7005778] Part #CC1278296 **\$44 each**

## NOS Hood Support Rod Rubber Bumper

Vehicle Type: A,E,F,1939-47 2WD  
 Part #CC844679 **\$8 pair**

## New Hood Holder Safety Catch

Vehicle Type: E,F  
 Part #CC1278687 **\$12**

## NOS Hood Safety Catch

[ORD #7413237]  
 Vehicle Type: E,F  
 Part #CC1396208 **\$23**

## New Hood to Windshield Catch Assembly (single finger)

[ORD #7005413]  
 Vehicle Type: E,F  
 Part #CC1278289 **\$15**

## New Windshield to Hood Catch Lock

Vehicle Type: E,F

•Right Part #CC1278724 **\$15**  
 •Left Part #CC1278725 **\$15**

## NOS M-Series Hood Hinge Half (Hood Side)

[ORD #7372602] Vehicle Type: E,F  
 Part #CC1279141 **\$15 SOLD OUT**

## New Round M37/M43 Hood Rest Bumper

Vehicle Type: E,F [ORD #7705775]  
 Part #CC1277586 **\$14 pair**

## Radiator to Cowl Tie Rod

[ORD#7005435] Vehicle Type: E,F  
 •NOS Part #CC1278308 **\$30**  
 •USED Part #CC1278308-U **\$20**

## NOS Hood Striker

Vehicle Type: (G,H 1958-60 Pickup, 1958-66 Town Wagon & Town Panel)

Part #CC1780274 **\$15**

## Fenders

## NOS WWII WC 3/4 Ton & 1-1/2 Ton 6x6 Left Front Fender

Vehicle Type: B,C

MFD by Chrysler of France  
 Early w/o BO Driving Lamp bracket.  
 rivets have rounded heads  
 some surface rust

Part #CC923773 **\$275**  
 LIMITED QUANTITY

## USED Front Fender

Vehicle Type: D

•Right Part #CC1095394  
 •Left Part #CC1095395

Grade 1 (good used, minor repairs required) **CONTACT US!**  
 Grade 2 (more significant damage) **\$250**  
 Grade 3 (significant work required) **\$100**

## New Fender Bolts

Vehicle Type: B,C,D

•16 Piece Front Fender Bracket Bolt Kit. Includes:  
 CC120647 (6), CC123852 (4), CC123567 (6). Part #NFBK016 **\$25**

•Front Fender Brace to Fender Bolt 3/8"-24 x 1" (6 required) Part #CC120647 **\$3 each**

•Front Fender Support Bracket Bolt 7/16"-20 x 1 1/2" (4 required) Part #CC123852 **\$3 each**

•Front Fender Support to Radiator Support Bolt 7/16"-20 x 1 1/4" (2 required) Part #CC123841 **\$3 each**

•Front Fender to Rear Support Bracket Bolt 7/16"-20 x 1" (6 required) Part #CC123567 **\$3 each**

•Rear Fender Bolt 5/16"-24 x 3/4" 1946-50 D models only Part #CC120741 **\$3 each**

•Rear Fender to Running Board Bolt 5/16"-24 x 1" Part #CC121661 **\$3 each**

## New Flat Fender Power Wagon Front Fenders



Vehicle Type: D

•New Right Front Fender Part #CC1095394-N **\$650**  
 •New Left Front Fender Part #CC1095395-N **\$650**

## USED Front Fender Support

Vehicle Type: B,C,D  
 Part #CC924168 **\$30**

## USED Front Fender Support Brace

Vehicle Type: B,C,D  
 Part #CC924168 **\$12.50**

## Front Fender Rear Support to Frame Bracket

Vehicle Type: B,C,D,E,F

•Right [ORD #7707252] Replaces CC922144

-New Part #CC1277409 **\$35**

-Used Part #CC1277409-U **\$17.50**

•Left [ORD #7707250] Replaces CC922145

-New Part #CC1277410 **\$35**

-Used Part #CC1277410-U **SOLD OUT**

## Front Fender to Rear Lower Frame Support Bracket

Vehicle Type: B,C,D

•Right (New) Part #CC922156 **\$35**

•Left (New) Part #CC922157 **\$35**

•Right (used) Part #CC922156-U **\$15**

•Left (used) Part #CC922157-U **\$15**

## Front Fender to Frame Splash Shield

Vehicle Type: B,C,D

**Note: Right side does not fit 3/4 Ton Carryall**

Replaces CC923776 (R)

Replaces CC923777 (L)

•USED Right Part #CC1095450-U **\$40**

•USED Left Part #CC1095451-U **\$40**

## New Front Fender, Rear Lower Repair Kit

Includes: Inner & outer plates and rivets.

1 kit repairs 1 fender

Vehicle Type: B,C,D

Part #DFFLR1 **\$49**

## USED M-37/M-43 Front Fender

Vehicle Type: E,F

•Right [ORD #7707256] Part #CC1277000  
 •Left [ORD #7707255] Part #CC1277001  
 •Grade 1 (good used, minor repairs required) **\$325**  
 •Grade 2 (more significant damage) **\$250**  
 •Grade 3 (significant work required) **\$100**



# GROUP 17: HOOD, FENDERS, GRILLE

## USED M-37/M-43 Front Fender Upper Support Bracket

- Vehicle Type: E,F
- Right [ORD #7707268] Part #CC1277015 **\$25**
  - Left [ORD #7707267] Part #CC1277016 **\$25**

## USED Front Fender to Rear Lower Frame Support Bracket

- Vehicle Type: E,F
- Right [ORD #7707265] Part #CC1277413 **\$25**
  - Left [ORD #7707264] Part #CC1277414 **\$25**

## New M37 Front Fender Lower Rear Repair Kit

- Vehicle Type: E,F  
Includes 3 plates & 8 rivets.  
1 Kit repairs both front fenders  
Part #CC1279951-K **\$45**

## USED M-Series Front Fender - Inner Splash Shield

- Vehicle Type: E,F
- Right [ORD #7707263] Part #CC1277090 **\$40**
  - Left [ORD #7707262] Part #CC1277091 **\$40**

## M-Series Front Fender - Rear Splash Shield

- Vehicle Type: E,F
- USED Right Part #CC1397036 **\$40**
  - NOS Left Part #CC1278733 **\$65**
  - USED Left Part #CC1278733-U **\$40**

## USED Front Fender Headlight Cable Cover

- Vehicle Type: E,F
- Right Part #CC1273352 **\$20**
  - Left Part #CC1273351 **\$20**

## NOS M37/M43 Hood Side Panel with Weatherstrip

- Vehicle Type: E,F
- Left Part #CC1278100 **\$30**
  - Right Part #CC1278099 **\$30**

## NOS Forging Intake Hole Cover

- Vehicle Type: E,F  
[ORD #7005426]  
Part #CC1277034 **\$8**

## NOS Forging Intake Hole Cover Thumb Screw

- [ORD #7707254] Vehicle Type: E,F  
Part #CC1277969 **\$5**

## New Jerry Can to Front Fender Front Support Bracket

- Vehicle Type E,F  
[ORD #8328079]  
(1 required)  
AKA "Jerrican" or "Jerrycan"  
Part #CC1397186 **\$15**

## NOS Jerry Can to Front Fender Rear Support Bracket (AKA "Jerrican" or "Jerrycan")

- Vehicle Type: E,F  
[ORD #8328080]  
(2) required  
Part #CC1397160 **\$10 ea**

## New 1946-50 Rear Fender

- Vehicle Type: D  
**(sold as a pair only)**  
(Requires drilling of mounting holes)

- Right - CC1095529-N Replaces CC1095529
  - Left - CC1095530-N Replaces CC1095530
- Pair - Part #1095529-N/1095530-N **\$800 / Pair**

## New 1951-71 Rear Fender

- Vehicle Type: D  
**(sold as a pair only)**  
(Requires drilling of mounting holes)

- Right - CC1279042-N Replaces CC1279042
  - Left - CC1279043-N Replaces CC1279043
- Pair - Part #1279042-N/1279043 **\$800 / Pair**

## New Power Wagon Rear Fender Bracket/Stepside Bed Running Board Bracket

- Vehicle Type: (D - rear fender bracket), (G,H running board bracket)  
Part #CC1095537 **\$45**

## USED M-Series Rear Fender

- Vehicle Type: E,F  
[ORD #7707257]  
(Left or Right) Part #CC1277117 **\$75**




## New W-Series Upper Front Fender Shield

- Vehicle Type: (G, H 1961-71)  
Part #CC1783108 **\$135**  
Part #CC1783109 **\$135**

**Need a Rear Fender for your old Dodge Truck? Call for Price, Availability & Condition**

## Grille

### New WC 3/4 Ton Headlight Brush Guard

- Vehicle Type: B,C
- Early** 
- Mid** 
- Late** 
- Early Left (No B.O. Drive lamp) Part #CC924145
  - Early/Mid Series Right Part #CC924144
  - Mid Series Left (longer for B.O. Drive lamp) Part #CC926837
  - Late Right (internal bars are moved to the front of the guard) Part #CC924148
  - Late Left (internal bars are moved to the front of the guard. longer for B.O. lamp) Part #CC926841
- \$75 each side**

### NOS WC 3/4 Ton Late Headlight Brush Guard - Right Side

- Vehicle Type: B,C  
(internal bars are moved to the front of the guard)  
Part #CC924148 **\$65 each**

### NOS Early WWII WC 3/4 Ton & 1-1/2 Ton 6x6 Grille Guard


-   
Bars inset from front of grille  
(vertical bars welded 1/4" back from front of grille)  
Vehicle Type: (B,C Early, winch model only)  
Part #CC924140 **\$125**

### Late WWII WC 3/4 Ton & Flat Fender 1 Ton Power Wagon Grille Guard

- 
- Vehicle Type: (B,C late, winch model only), D  
(vertical bars welded on face of framework)
- Upper - CC1095552 Replaces CC924142  
•USED Part #CC1095552-U **\$75**
- Vehicle Type: D (models without winch only)  
Lower - CC1095556  
•New Part #CC1095556-N **\$189**  
•USED Part #CC1095556-U **SOLD OUT**

# GROUP 17: HOOD, FENDERS, GRILLE

## M-Series Grille Guard



Vehicle Type: E,F

•USED Upper M37/M47 Grille Guard -  
[ORD#7374739] Part #CC1276992-U **\$40**

•NOS Upper M37/M47 Grille Guard -  
[ORD#7374739] Part #CC1276992 **\$60**

•USED Lower M37/M47 Grille Guard -  
[ORD#7374733] Part #CC1277133 **\$30**

## New Grille Extension Kit

Vehicle Type: D 1961-71 with 251 engine



Includes: upper radiator shell extension CC2226295, right radiator guard panel CC2223588, left radiator guard panel CC2223589

Part #NGEK-001 **\$69**

## USED WC 1/2 Ton Grille/Headlight Guard



Vehicle Type: A  
Part #CC915858 **\$225**



## Headlight Guard

Original accessory item

Vehicle Type: D & M601

•New Part #CC1276558 **\$45 Each**

•Used Part#CC1276558-U **\$25 Each**

## M-37/M-43 Headlight Guard



Vehicle Type: E,F

NOS

•Left [ORD #7374739] Part #CC1276997  
•Right [ORD #7374732] Part #CC1276996  
**\$50 each**

USED

•Left [ORD # 7374739] Part #CC1276997-U  
•Right [ORD #7374732] Part #CC1276996-U  
**\$35 each**

## Running Boards

### M-37 Running Boards



(NOS Shown)

Vehicle Type: E,F

NOS Left [ORD #7375804] Part #CC1277525 **\$150**

Used Left [ORD #7375804] Part #CC1277525-U **\$95**

Used Right [ORD #7375805] Part #CC1277524-U **\$95**

### M-37 Running Board Brackets



Vehicle Type: E,F

•USED Front Right [ORD #7373733] Part#CC1270024 **\$35**

•USED Front Left [ORD #7705753] Part#CC1270025 **\$35**

•NOS Rear Right & Left [ORD #7373734] Part#CC1270026 **\$25**

## New Running Board Bolt

1 1/4" length

Vehicle Type: (B,C Left Front only),E,F  
Replaces CC128412 Part #CC126373 **\$5 ea**



## New Running Board Brackets

Vehicle Type: (B,C except Left Front),D



Part #CC921845 **\$50**

## New Hardwood Running Board Block



Vehicle Type: B,C,D

Part #CC921845-B **\$12**

## New Running Board Bolts

Vehicle Type: A,(B,C except Left Front),D



Part #CC126662 **\$2 ea**

# Reproduction & Used Running Boards

BEAUTIFUL, TOP QUALITY, EXACT REPRODUCTION NOW AVAILABLE!



## Fits 1 Ton Flat Fender Power Wagon, WC 3/4 Ton Ambulance & Carryall

Finally, a high quality exact reproduction of those hard-to-find running boards for your Civilian Power Wagon, WC 3/4 ton Ambulances and Carryalls. All are pre-punched with the correct mounting holes for a perfect fit. Edges are rolled like the original along with the raised stamped diamonds on the board surface. The great quality shows in the ends and the spot welding, a dead ringer to the original. All the curves and cutouts are in the correct places as well as the correct gauge steel. With a little paint, you won't know the difference!

## 1-Ton Flat Fender Power Wagon Full Length Running Boards

### Full length (2) piece welded running boards

•New Right Side Full Length Running Board (2 piece welded) Part #CC1095594 **\$420**  
•New Left Side Full Length Running Board (2 piece welded) Part #CC1095595 **\$420**  
•USED Right Side Full Length Running Board (2 piece Welded) Part #CC1095594U **\$200**  
•USED Left Side Full Length Running Board (2 piece welded) Part #CC1095595U **\$200**

Vehicle Type: D

## New & Used Front Running Board Sections

Vehicle Type: (B Ambulance Right/Left, Carryall Right only),D

•New Right Side Front Running Board (Replaces CC922132) Part #CC1095600 **\$235**  
•New Left Side Front Running Board (Replaces CC922133, CC922401) Part #CC1095601 **\$235**  
•USED Right Side Front Running Board Part #CC1095600U **\$100**  
•USED Left Side Front Running Board Part #CC1095601U **\$100**

## New & Used Rear Running Board Sections

(fits Flat Fender Power Wagon only)

•New Right Side Rear Running Board Part #CC1278726 **\$220**  
•New Left Side Rear Running Board Part #CC1278727 **\$220**  
•USED Right Side Rear Running Board Part #CC1278726U **\$100**  
•USED Left Side Rear Running Board Part #CC1278727U **\$100**

Vehicle Type: D

## New WWII WC 1/2 Ton 4x4 Full Length Running Boards

Vehicle Type: A

•New Right Side Full Length Running Board (pickup & command car) Part #CC915314 **\$375**  
•New Left Side Full Length Running Board (pickup only) Part #CC915315 **\$375**

# GROUP 17: HOOD, FENDERS, GRILLE

## NOS Right Side M-37 Running Board (Chrysler of France 1970s Production)



Vehicle Type: E,F

Does not have holes like original. Instead has raised bumps  
Right Side [ORD #7375805] Part #CC1277524 **\$50**

## USED Stepside Bed Running Board 28 1/2" long (some surface rust)



128" wheelbase - after serial #1492000

Vehicle Type: G

•Right Part #CC2503144 **\$150**  
•Left Part #CC2503145 **\$150**

## New Power Wagon Rear Fender Bracket/Stepside Bed Running Board Bracket



Vehicle Type: (D - rear fender bracket),  
(G,H running board bracket)

Part #CC1095537 **\$45**

## New Body & Frame Repair Rivets



• 5/16" x 1/2" Fender Rivet Part #RIV01 **\$0.75**

• 3/8" x 1" Body & Frame Rivet Part #RIV02 **\$1.25**

• 3/8" x 1 1/4" Body & Frame Rivet  
Part #RIV03 **\$1.25**

• 1/2" x 1 1/4" Frame Rivet Part #RIV04 **\$1.75**

• Hood Latch Rivet Part #CC121646 **\$0.75**

• Hood Hinge Rivet Part #CC118140 **\$0.50**

• Data Plate Rivet Part #DPRIV07 **\$0.20**

• Weatherstrip Split Rivets Part #RIV08 **\$0.25**

• Weatherstrip Drive Nails Part #CC898621 **\$0.25**

• 1/4" x 5/8" Bed Hardware Rivet Part #RIV09 **\$0.50**

• 3/16" x 3/8" Brake Backing Plate & M-Series Hood  
Hardware Rivet Part #RIV10 **\$0.35**

• E-brake Band Rivet Part #RIV11 **\$0.50**

Other rivet sizes are available, call for information

## New WWII WC 3/4 Ton Command Car Running Boards



Vehicle Type: B Command Car only

•New Right Side 3/4 Ton Command Car Running Board  
Part #CC925116 **\$350**

•New Left Side 3/4 Ton Command Car Running Board  
(not shown) NO DIP FOR SPARE TIRE Part #CC925117-ND **\$350**

## New 1 Ton Flat Fender Non-Winch Lower Grille Guard



These new grilles were produced at a local metal fabrication shop that uses a CAD process. The outer frame was laser notched to give exact spacing for the bars.

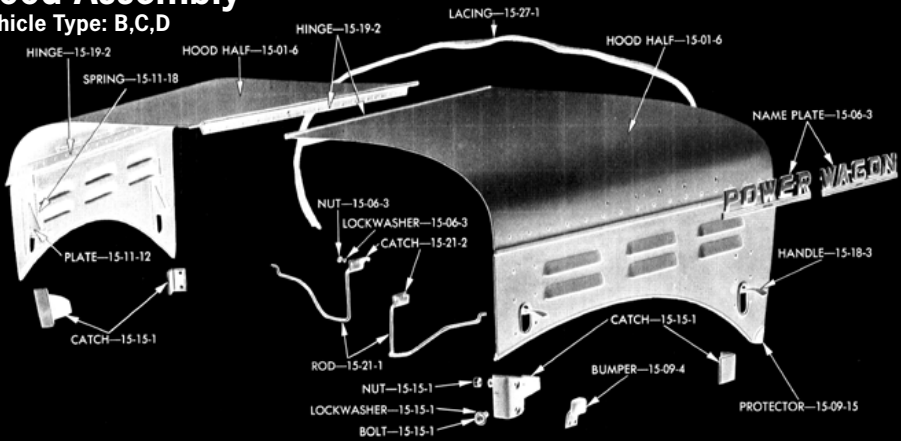
Our once plentiful stock of used non-winch lower grille sections has been depleted, but we are lucky to have a local manufacturer working with us on producing these new lower Flat Fender Power Wagon grilles. We are pleased to announce that these are now available, but quantities are limited.

## New 1 Ton Flat Fender Power Wagon Non-Winch Lower Grille Guard

Vehicle Type: D (models without winch) Part #CC1095556-N **\$189**


## Hood Assembly

Vehicle Type: B,C,D



## Front Fender Assembly

Vehicle Type: E,F



NOTE: ALL PARTS ARE IN GROUP 1701

# GROUP 18: BODY

## Windshield

### NOS Closed Cab Windshield Hinge Bracket



Vehicle Type: A,B,(D & 1939-47 2WD - replaces weld on bracket)  
 •Right Part #CC785623 **\$35**  
 •Left Part #CC785624 **\$35**

### New Closed Cab Windshield Center Piece Molding



Vehicle Type: A,B,D Also fits 1939-47 2WD  
 Part #CC797772 **\$58**

### New Closed Cab Windshield Frame Joint Clip



Vehicle Type: A,B,D Also fits 1939-47 2WD  
 Part #CC592882 **\$30 pair**

### New WWII WC Closed Cab Windshield Pull Ring Assembly



Vehicle Type: A,B

**Includes:** Handle-CC452394, Nut-CC351031, Stud-CC844707, Spring-CC342371, Spacer-CC844764

•New WWII Closed Cab Windshield Pull Ring Assembly (Known as "Pull-To" WWII Books) Part #CC452394-A **\$45**  
**Individual hardware no longer available.**

### Reproduction Flat Fender Power Wagon & 1939-47 2WD Windshield Regulator Handle



**New 2020 Design!**  
**Exact Reproduction!**

Vehicle Type: D, Also fits 1939-47 2WD (set screw included) Part #CC951138-R **\$61**

### USED Windshield Regulator Handle



Vehicle Type: D, Also fits 1939-47 2WD  
**Chrome may be in poor condition**

Part #CC951138-U **SOLD OUT**

### New Replacement Closed-Cab Power Wagon Windshield Regulators

Vehicle Type: A(post war civilian cab conversions only),D & 1939-1947 2WD

The tape of this regulator is stainless steel that won't corrode over time. The gears and shafts are constructed of steel and the base is made of cast aluminum. Each unit is hand-crafted by a small US owned company and comes with a limited lifetime warranty. If anything goes wrong within the lifetime of the manufacturer, we will service or replace your regulator at no charge.

### New Replacement Closed-Cab Power Wagon Windshield Regulator

Part #CC797133-N **\$430**

### Rebuilt Closed Cab Windshield Regulator

Vehicle Type: (A-Civilian Cab Conversion),D & 1939-47 2WD  
 Handle not included  
 Core may be required  
 Part #CC797133  
**\$225 plus \$150 core**  
**Call for Availability**



### New Closed Cab Windshield Wiper Washer Nozzle Kit



(12 volt) Vehicle Type: ALL  
**Includes:** Washer reservoir, pump, tubing, tubing tee & nozzles  
 Part #CCWWWNK001 **\$85**  
**SOLD OUT**

### New Windshield Replacement Laminated Safety Glass



**Additional shipping charges may apply.**  
 Allow 7-10 business days for glass production.

Vehicle Type: (A,B,D closed cab only) 1939-47 2WD

•Clear Closed Cab Windshield Glass Replaces CC797032  
 Part #CC1097224-CLR **\$125 per side**

•Green Closed Cab Windshield Glass Replaces CC797032  
 Part #CC1097224-GRN **\$110 per side**

•Smoke Closed Cab Windshield Glass Replaces CC797032  
 Part #CC1097224-SMK **\$110 per side**

Vehicle Type: (B,C open cab only), KD Ambulance  
 •Clear Open Cab 3/4 Ton, KD Ambulance & 1-1/2 Ton 6x6 Windshield Glass Part #CC966669 **\$95 per side**

Vehicle Type: E,F  
 •Clear M37/M43 Windshield Glass (not shown)  
 Part #CC1277732 **\$100 per side**

### New Open Cab Inner Windshield Frame Channel

(sold by the foot)  
 Requires drilling of holes

#### •Upper Frame Extrusion

Vehicle Type: (B,C open cab only),(D - M601 only),E,F - Also Replaces GMC CCKW-GM-2181053, GPW & Willys Jeep  
 Part #CC990982 **\$15 per ft**  
**(\$10 per foot on 100 + feet)**

#### •Lower & Side Frame Extrusion

Vehicle Type: (D - M601 only), (E,F - Side Channel Only) - Also Replaces GMC CCKW-GM-2181053, GPW & Willys Jeep  
 Part #CC950869 **\$15 per ft**  
**(\$10 per foot on 100 + feet)**

#### •Lower M37/M43 Frame Extrusion

Vehicle Type: (E,F - Bottom Channel Only)  
 Part #CC950869-M37LWR **\$15 per ft**  
**(\$10 per foot on 100 + feet)**

### WWII WC 3/4 Ton & 6x6 Open-Cab Inner Windshield Frame



(Less glass & weatherstrip. Not drilled for wiper motors.)

Vehicle Type: (B,C open cab only)

Also Replaces GMC CCKW-GM-2181053

Part #CC966744 **Contact us for details.**

### NOS Toggle Windshield to Cowl Bracket

[ORD #7349101]  
 replaces CC950915



Vehicle Type: (B,C,D open cab only),E,F  
 Part #CC1279138 **\$15**

### NOS Windshield Lock Clamp Link

Vehicle Type: (B,C open cab),(D - M601)  
 Part #CC990973 **\$2**



### New Knurled Arm Lock Windshield Nut (early)

Open cab WWII models, 1-1/4" diameter, can replace smaller closed cab type

Vehicle Type: A,B,C

Part #CC950987-E **\$7.50**

### NOS Windshield Arm Lock Nut (late)



Daisy Type Open cab models only

Vehicle Type: B,C,(D - M601 only)

Part #CC950987-L **\$7.50**

### NOS Open Cab Windshield Adjusting Arm (Pivot Arm)



Vehicle Type: B,C,(D - M601 only) (also fits WW2 Jeep & GMC)  
 Part #CC966707 **\$15**

### New Windshield Support Frame to Top Canvas Fastener



Open cab models only (12 required)

Vehicle Type: B,C,D

Part #CC931169 **\$4**

### USED M601 Windshield Frame Assembly



Vehicle Type: D - M601 only (See note below for other fabrication/replacement options)

(Can be used to repair/fabricate Portions of WC 3/4 Ton Open Cab Inner & Outer Windshield Frames. Call us for more details.)

•Inner M601 Windshield Frame (Will need to replace glass & weatherstrip) Part #UMWFAI001 **\$150**

•Outer M601 Windshield Frame Part #UMWFAO001 **\$150**

•M601 Inner & Outer WS Frame Part #UMWFAC001 **\$295**

**NOTE: Outer frame can be use to repair 3/4 Ton & 6x6 upper frame damage. Assembly can be use on 1/2 Ton Open Cabs by using M601 pivot brackets.**

### NOS Inner Windshield Glass Upper Framing Crosspiece Plug

Vehicle Type: (B,C open cab only), (D - M601 only),E,F



Part #CC950877 **\$10 ea**

### NOS M-37/43 Inner Windshield Glass Upper Framing Crosspiece



Vehicle Type: E,F

•With (2) CC950877 corner plugs Part #CC1277715 **\$40**

•Without corner plugs Part #CC1277734 **\$20**

### NOS M-37/43 Lower Inner Windshield Frame

Vehicle Type: E,F

(Frame has been drilled for assembly. brackets & handle not included)  
 [ORD #7005416]



Part #CC1277714 **\$35 ea**

**NOS Open Cab Inner Windshield Adjusting Arm Bracket Bushing Insert**  
(Can repair damaged Inner Windshield Adjusting Arm Bracket. May require welding.)



Vehicle Type: B,C,D,E,F  
Open Cab models only  
Part #CC1277736-I, CC950873-I **\$4 ea**

**Inner Windshield Adjusting Arm Bracket**



•New Vehicle Type: E,F  
Includes Insert CC1277736-I/CC950873-I  
Part #CC1277736 **\$20 ea**

•New Vehicle Type: (B,C open cab only),(D M601)  
Includes Insert CC1277736-I/CC950873-I  
Part #CC950873 **\$20 ea**

**M37/M43 Inner Windshield Assembly**  
[ORD #7005417] Vehicle Type: E,F



•New (Includes lower hinge half, weatherstrip & glass)  
NOTE: Does NOT include complete hinge  
Part #CC1277713 **\$225 ea**  
•USED (good weatherstrip & glass not included)  
Part #CC1277713-U **\$75 ea**

**NOS Windshield Lock Handle**



Vehicle Type: E,F

[ORD #7374753] Part #CC1277727 **\$20**

**Windshield Adjusting Arm Assembly**



Vehicle Type: E,F  
•New Part #CC1277717-N **\$45**  
•Used Part #CC1277717-U **\$20**

**NOS M43 Windshield Outer Frame Assembly** Vehicle Type: (E, F M43 & M152 only)



[ORD #7350324]  
Weatherstrip  
not included

Part #CC1395033 **SOLD OUT!**

**NOS M-37 Outer Windshield Canvas Top Front Retaining Channel**



Vehicle Type: E,F

Spot-welded on windshield frame  
Part #CC1277575-FR **\$35**

**New M-37/43 Outer Windshield Lower Weatherstrip Retainer**

[ORD #7005419] Vehicle Type: E,F  
Part #CC1278159 **\$25**

**Windshield Frame Support Pivot Bolts**

Vehicle Type: E,F (Left side drilled for Vacuum tube)  
•NOS Right Part #CC1277899 **\$10 ea**  
•NOS Left Part #CC1277900 **\$10 ea**  
•Nut & Lock Washer Part #WFSPBNL **\$1 ea**

Vehicle Type: B,C,(D-M601)(one side drilled for Vacuum tube)  
•New Right Part #CC990929 **\$10 ea**  
•New Left Part #CC990930 **\$10 ea**

**Windshield Frame Support Pivot Bracket**

Vehicle Type: E,F

•NOS Right Part #CC1277776 **\$15**  
•USED Right Part #CC1277776-U **\$10**  
•USED Left Part #CC1277775-U **\$10**

**Windshield Wiper Motor/Blades**

**Vacuum Wiper Motors**



Vehicle Type: A,B,C,D

•Rebuilt Trico/KSB Wiper Motors  
**Call for Price & Availability**

**Need your Vacuum Wipers Rebuilt?**  
Send us your core or ask about availability of cores.

**NOS Vacuum Wiper Motor Hose-"Y" Coupling**

Vehicle Type: (A,B,D closed cab only)  
Also fits 1939-47 2WD. Will work for Vehicle Types E&F  
Part #CC667830 **\$4**

**NOS Vacuum Wiper Motor - Control Knob**

Ball Type  
Vehicle Type: A,(B,C late large type),D,E,F  
(Replaces KSB Hourglass Type on A,B & D)  
Part #CC934436 **\$5**

**New Wiper Motor Control Arm (long)**

Vehicle Type: D  
Part #CC787915-CA **\$15**

**New Vacuum Wiper Steel & Rubber Tubing by the foot**

Vehicle Type: ALL  
•Vacuum Wiper Rubber Tube  
Part #CC611511 **\$2 per foot**  
•1/4" Coated Steel Vacuum Wiper Tube  
Part # CC675364-C **\$1.50 per foot**  
•1/4" Steel Vacuum Wiper Motor Tube  
Part #CC675364 **\$1.50 per foot**

**NOS Intake Manifold Vacuum Wiper Line** (Includes New flare nut)

Vehicle Type: B,C,D  
Part #CC861574 **\$7.50**

**New Open Cab Wiper Kit** (black & red cover)

Includes wiper arm & blade  
Vehicle Type: A,B,C,E,F  
•6 Volt Open Cab Wiper Motor Part #EWMK25-6 **\$75 ea**  
•12 Volt Open Cab Wiper Motor Part #EWMK25-12 **\$75 ea**  
•24 Volt Open Cab Wiper Motor Part #EWMK25-24 **\$75 ea**

**New 12 Volt Open Cab Wiper Kit** (stainless cover)

Includes wiper arm & blade  
Vehicle Type: A,B,C,E,F  
Part #EWMK27 **\$75 ea**

**New 12 Volt Open Cab Wiper Kit** (black cover)

Includes wiper arm & blade  
Vehicle Type: A,B,C,E,F  
Part #EWMK26 **\$75 ea**

**New Mighty Rain Wiper Motor**



Vehicle Type : Closed cabs: A,B,D Also fits 1939-47 2WD

Replaces Trico KSB vacuum wiper motors. Mounts easily in overhead wiper compartment of older closed cabs (Vehicle Type A & D) without modifying the openings. (A,B-Carryall & Ambulance require modification of wiper motor opening). Uses original wiper blades and arms. (Outside spacer requires extra drilling) NOT FOR USE WITH ICE OR SNOW—RAIN ONLY! (Nylon Gears)

**THIS PRODUCT MAY EXPERIENCE STOCK ISSUES**

• 12v Negative Ground Part #NMRW12 **\$160**  
• 6v Positive Ground Part #NMRWP10 **\$160**  
• 6v Negative Ground Part #NMRWN11 **\$160**

**New Replacement 12" Wiper Blades**



For 1957-60 Power Giant and 1956-66 Town Wagon.  
Part #CC1664965 **\$39 pr**

**New Clip Type 8-1/2" Windshield Wiper Blades**



Vehicle Type: (A,B,D closed cab)  
Part #WBC12 **\$20 ea**

# GROUP 18: BODY

## NOS/New Open Cab 8-1/4" Wiper Blade, Arm and Nut Set



Arms are NOS, Blades are New

Vehicle Type: A,B,C,(D - M601)  
Part #WABS01 **\$42/Set**

## Windshield Wiper Arm Mounting Nut

Part #CC628665 **\$2.50 each**

## New Heavy Duty Wiper Arm, Blade and Nut Set



Vehicle Type: (A,B,D closed cab)  
Also Fits 1939-47 2WD  
Part #WABS02 **\$75/Set**

## Windshield Wiper Arm Mounting Nut

Part #CC628665 **\$2.50 each**

## New M37/M43 Adjustable Wiper Arm, Blade and Nut Sets



Vehicle Type: E,F

### •(8-1/4" Blades) Wiper Arm, Blade & Nut Set

Part #WABS04 **\$42**

### •(10" Blades) Wiper Arm, Blade & Nut Set

Part #WABS04-2 **\$52**

### •Windshield Wiper Arm Mounting Nut

Part #CC628665 **\$2.50 each**

## New Early Closed Cab 8-1/4" Hook Type Wiper Blades, Arms and Nut Set



Vehicle Type: A,B,D  
Also Fits 1939-47 2WD  
Part #WABS001 **\$65/Set**

## New 8-1/4" Hook Type Wiper Blades



Vehicle Type: A,B,C,D,E,F  
Also Fits 1939-47 2WD  
Part #WBH22 **\$7.50 ea**

## New Replacement Wiper Arms & Blades



For aftermarket electric open-cab wiper motors 6v, 12v, or 24v. Clamps on round shaft

Vehicle Type: (A,B,C,D,E,F open-cab only)  
Part #OPCWABS **\$65/Set**

## Glove Box

### New WWII WC, Flat Fender Power Wagon & 1939-47 2WD Glove Box Door



Complete with hinge.  
Mounting hardware sold separately

Vehicle Type: (A,B, - closed cab, Ambulance & Carryall),D - Also fits 1939-47 2WD

Part #CC785759-N **\$95**

### New Steel Glove Box



Steel replaces cardboard glove box: CC785765

Vehicle Type: A,(B closed cab only),D Also Fits 1939-47 2WD  
Part #CC1789365 **\$67**

### New Glove Box Springs



• New Open/Closed-Cab Flat Fender Power Wagon, Closed-Cab WWII WC 3/4 Ton, Open/Closed Cab WWII WC 1/2 Ton & Closed-Cab 1939-47 Glove Box Springs  
Vehicle Type: A,B,D, Also fits 1939-47 2WD (2 reqd.) Part #CC950542 **\$12 each**



• New Open-Cab WWII WC 3/4 & 1 1/2 Ton Glove Box Spring Vehicle Type: B,C (1 reqd.) Part #CC785913 **\$12 each**

### New & USED M-37/M-43 Glove Box



Vehicle Type: E,F

•New M37/M43 Glove Box Part #CC1277096 **\$65**

•USED M37/M43 Glove Box Part #CC1277096-U **\$30**

•USED M37/M43 Glove Box Door [ORD #7005415]  
Part #CC1277670 **\$35**

•USED M37/M43 Glove Box with Door  
Part #CC1277096-670 **\$60**

### New W-Series Glove Boxes



Vehicle Type: G,H

• 1957 Power Giant Part #CC1561612 **\$75**

• 1958-60 Power Giant & 1958-66 Town Wagon  
Part #CC1781839 **\$75**

• 1961-68 W/D Series Part #CC1783329 **\$75**

• 1969-71 W/D Series Part #CC2833684 **\$75**

### New M37/M43 Glove Box Door Knob



Vehicle Type: E,F Replaces CC1277679  
Part #CC589850-BLK **\$8**

### New M37/M43 Glove Box Door Latch Stud



[ORD #7374758] Vehicle Type: E,F  
Part #CC1276801 **\$12.50**

### NOS M37/M43 Glove Box Door Latch



[ORD #8329864] Vehicle Type: E,F  
Part #CC1276802 **\$5**

## Doors, Windows, Handles, Mechanisms

### New Cab Window Replacement Laminated Safety Glass



(Priced per side)

Vehicle Type: (A,B,D closed cab only) Also Fits 1939-47 2WD

Vehicle Types A & B: not for use with door glass frames (Wing Style Roll-up CC909256 & Non-Wing Side Roll-up CC903250)

•Clear Wing Vent Glass Part#CC909289-CLR **\$95**

•Green Wing Vent Glass Part#CC909289-GRN **\$110**

•Smoke Wing Vent Glass Part#CC909289-SMK **\$110**

•Clear Wing Roll-up Glass Part#CC1096100-CLR **\$110**

•Green Wing Roll-up Glass Part#CC1096100-GRN **\$120**

•Smoke Wing Roll-up Glass Part#CC1096100-SMK **\$120**

•Clear Side Roll-up (Non-Wing) Glass  
Part#CC785761-CLR **\$119**

•Green Side Roll-up (Non-Wing) Glass  
Part#CC785761-GRN **\$130**

•Smoke Side Roll-up (Non-Wing) Glass  
Part#CC785761-SMK **\$130**

•Clear Rear Cab Window Glass Part#CC785576-CLR **\$95**

•Green Rear Cab Window Glass Part#CC785576-GRN **\$110**

•Smoke Rear Cab Window Glass Part#CC785576-SMK **\$110**

Vehicle Type: E,F

•Clear M37/M43 Side Roll-up Glass  
Part#CC1277621 **\$120**

### New Door Window Glass Lower Channel (without wing)



Vehicle Type: (A,B,D without wing)

Also Fits 1939-47 2WD without wing

•Right Non-Wing Part #CC1096338 **\$89**

•Left Non-Wing Part #CC1096339 **\$89**

### USED Front Door Glass Run Channel Weatherstrip Retainer



Vehicle Type: A,B,D  
Also Fits 1939-47 2WD

•Right With Wing Part #CC909263 **\$40**

•Left With Wing Part #CC909264 **\$40**

### Door Latch Mechanisms



Vehicle Type: D (1946-1971), A & B (ambulance & carryall) and all closed-cab 1940-1947 2WD

### Reproduction Now Available!

NOTE: Some Non-Wing mechanisms have straight arms. Wing mechanisms always have 2 slight bends in the arms. Our reproduction mechanism will work for both types.


Replaces: CC890147(Left) & CC890146 (Right)

REMOTE NOT INCLUDED Part #89014-DLMPR  
**SOLD AS A PAIR ONLY \$275/Pair**

**Contact us about our door latch mechanism & remote repair services.**

## New Flat Fender Power Wagon Left & Right Door Shell Assemblies - Reproduction Outer Shell, Hybrid Wing/Non-Wing Inner Shell & Hinge Assembly

Welded door shells & door side hinge included.  
Door hardware sold separately.



The inner door panel is a hybrid that will accommodate wing-vent style or non-wing-vent style side rollup windows. These doors also feature mounting holes to accommodate both types of arm-rests and electric windows could be used as well. Contact us for more details.

The channel right below the window regulator was minimized so a slight modification to the bottom of the regulator will be required.

**NOTE: Minor adjustments and/or modifications to door shell and door hardware may be required.**

**VERY LIMITED STOCK!**

•New Flat Fender Power Wagon **Left** Door Shell Assembly - Reproduction Outer Shell, Hybrid Wing/Non-Wing Inner Shell & Hinge Assembly Part #CC1096196-HYBRD **\$1500**

•New Flat Fender Power Wagon **Right** Door Shell Assembly - Reproduction Outer Shell, Hybrid Wing/Non-Wing Inner Shell & Hinge Assembly Part #CC1096195-HYBRD **\$1500**


## Closed Cab Window Regulators

Vehicle Type: A,B,D  
Contact us for price & availability of used window regulators!



- USED Right Side With Wing Part #CC909250 **\$125**
- USED Left Side With Wing Part #CC909251 **\$125**
- NOS Right Side Non-Wing Part #CC785882 **\$125**

## New Closed Cab Inner Door Panel



All panels fit left or right and replace cardboard door panels in 1939-47 2WD (Replaces CC889046, CC889047, CC1092813, CC1096214)

Vehicle Type: A,B,D, 1939-47 2WD

- ① New Blank Closed Cab Inner Door Panel (No slots or holes for Armrests) Part #CC1095377 **\$49**
- ② New Early Closed Cab Inner Door Panel - Slotted for 1946-50 Flat Fender Power Wagon & 1939-47 2WD Armrests (6-3/4" center to center screw holes) Part #CC1096215 **\$49**
- ③ New Late Closed Cab Flat Fender Power Wagon Inner Door Panel - (5-1/2" center to center mounting holes ONLY for original 1951-71 FFPW Armrests) Part #CC1280123 **\$49**

## New Chrome Inside Door Handle



Differs slightly from original  
Vehicle Type: (D Late 1951-71  
(Will replace G,H 1957-60)

Replaces CC2518759 Part #CC2518759-N **\$39 ea**

## New Chrome Inside Window Handle



Differs slightly from original  
Vehicle Type: (D Late 1951-71)  
(Will replace G,H 1957-60)

Replaces Vehicle Type E & F w/Escutcheon CC1398836  
Replaces CC2518760 Part #CC2518760-N **\$25 ea**

## New Chrome Inside Handle

Vehicle Type: (D 1946-50) Also fits 1928-50 Dodge/Plymouth Trucks & 1928-38 Dodge Cars



Can Replace Vehicle Type E & F  
Replaces CC950502, CC1278534  
Part #CC1278534 **\$39**

## New Chrome Window Regulator Handle

Vehicle Type: (D 1946-50) Also fits 1928-50 Dodge/Plymouth Trucks & 1928-38 Dodge Cars



Can Replace Vehicle Type E & F  
Replaces CC950501, CC1278535  
Part #CC1278535 **\$45**

## NOS Inside Door Control Handle

Vehicle Type:

- A - T-215 Closed Cab
- B - Closed Cab
- D - Early WDX



**VERY LIMITED QUANTITY**  
Part #CC922820 **\$35**

## NOS Outside Front Door Handle (brass mounting base may be slightly damaged)



Vehicle Type: A

**VERY LIMITED QUANTITY**

(Can replace Vehicle Type B - CC951001, Vehicle Type D, 1939-47 2WD - CC873908 & CC1279436) (Olive Drab)

Part #CC912334 **\$50**

## New Chrome Outside Front Door Handle



Very similar to original

Vehicle Type: A,B,D,E,F  
Replaces CC873908, CC912334, CC951001, CC1277075, CC1279436  
Part # CC873908-R **\$59**

## New Rubber Handle Escutcheon



Vehicle Type: (D 1951-71), (G,H 1957-60)

Color may vary (black, brown or maroon rubber)

Part #CC1398836 **\$27.50**

## New Chrome Handle Escutcheon



Vehicle Type: A,(D early)

Also fits 1928-50 Dodge/Plymouth Trucks & 1928-38 Dodge Cars

Replaces CC1277049, CC950408

(can replace M37 CC1277071) Part #CC1396660-N **\$18**

## New Front Door Outside Locking Handle



Replaces all outer door handles, enables door to be locked from outside, key & gasket included

Vehicle Type: A,B,D,E,F

Part #CC1279436-L **\$48**

## New Outside Door Handle Mounting Screw / Door Bumper Mounting Screw



Vehicle Type: A,B,C,D,E,F 1939-55 2WD

Replaces CC156963 Part #CC134289 **\$1 each**

## New Door Remote Control/Window Regulator Handle Pin (roll type pin, not solid)



Vehicle Type: A,B,D,E,F - Also fits 1928-50 Dodge/Plymouth Trucks & 1928-38 Dodge Cars

Part #CC724797 **\$1 each**

## New Door Hinge Pin



•Vehicle Type: A,B,D

Also Fits 1939-47 2WD

Replaces, CC919235, CC797331, CC950428, CC708167

(Can be used for other applications by shortening pin.)

•For Mirror Bracket Part #CC950428 **\$7.50 ea**

•Non-Mirror Bracket Part #CC708167 **\$7.50 ea**

•Vehicle Type: E,F Part #CC708275 **\$7.50 ea**

## New Door Lock Striker Plates & Screws



Vehicle Type: A,B,(D 1946-66)

Also Fits 1939-47 2WD

•New Left Door Striker Plate Part #CC950431 **\$20**

•New Right Door Striker Plate Part #CC950430 **\$20**

•New Striker Plate Screw with Washer Part #CC950435 **\$3 each**

## M-37/M-43 Doors



Vehicle Type: E,F

Part #CC1278076-U

**Call for Price & Availability**

•USED Right

•USED Left

Part #CC1278077-U

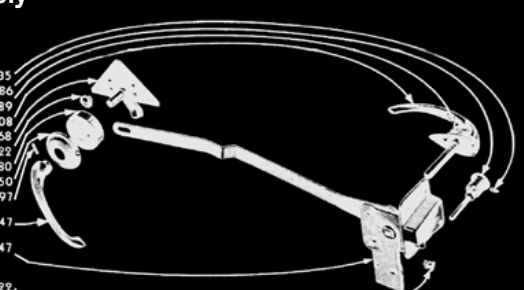
**Call for Price & Availability**

## Closed Cab Door Lock Assembly

Typical View

### LOCK AND REMOTE CONTROL

Front door cylinder lock retainer screw	126135
Front door lock cylinder assembly	947086
Front door outside handle screw	134289
Front door outside handle assembly	873908
Front door remote control assembly	890267-890268
Front door remote control screw 772894 and washer	712122
Front door remote control handle spacer	889080
Front door remote control handle escutcheon	946050
Front door remote control handle pin	724797
Front door remote control handle assembly	746047
Front door lock and link assembly	890146-890147
Front door lock screw 187502 and washer	712122



# GROUP 18: BODY

## USED Inner Door Panel



Vehicle Type: E,F,  
1948-53 B-Series 2WD  
Part #CC1277742 **\$35**

## NOS Door Alignment Dovetail - Male



Vehicle Type: E,F, 1948-53 2WD  
[ORD #7374780] Part #CC1097851 **\$10**

## NOS Door Alignment Dovetail - Female



Vehicle Type: E,F  
Also fits 1948-53 2WD  
[ORD #7374779] Part #CC1097850 **\$20**

## New Armrests



Vehicle Type: (D 1946-50), 1939-47 2WD  
Adaptable to fit Vehicle Types: A,B

### •For Slotted Door Panel CC1280123:

-Black Armrest Part #CC1290756-BL **\$95 ea**  
-Brown Armrest Part #CC1290756-BR **\$95 ea**

Vehicle Type: (D 1951-71), 1948-53 2WD

### •For Non-Slotted Door Panel CC1095377:

Similar to original. 5-7/8" center to center  
Requires drilling. Replaces CC2504596

-Grey Armrest Part#CC1399062 **\$69 ea**  
-Black Armrest Part#CC1279595 **\$69 ea**  
-Brown Armrest Part#CC1397519 **\$69 ea**

## New Door Check Arm To Hinge Pillar Bracket



Vehicle Type: E,F  
[ORD #7374776] Part #CC1097872 **\$18**

## Front Door Check Arms



•NOS Vehicle Type: E,F [ORD #7346912]  
Part #CC1277423 **\$12.50**



•New Vehicle Type: A,B,D, Also Fits 1939-47 2WD  
(Slightly different from original) Part #CC797109 **\$12.50**

## New Door Check Guide

(inside of door) Vehicle Type: E,F  
Part #CC1197138 **\$29**

## Door Glass Channel Run Retainer



(weatherstrip sold separately) Vehicle Type: E,F  
•NOS Front ORD #7374830 Part #CC1278218 **\$30**  
•USED Front ORD #7374830 Part #CC1278218-U **\$20**  
•USED Rear ORD #7375408 Part #CC1278221 **\$20**

## NOS M37/43 Door Window Regulator Pivot Arm Bracket



Vehicle Type: E,F  
[ORD #7374836]  
Part #CC1278217 **\$10**

## NOS M37/43 Front Door Hinge Halves



Vehicle Type: E,F

•Female Half [ORD #8328006]  
Part #CC1277102 **\$25**

•Male Half [ORD #7374786]  
Part#CC1277103 **\$20**

## NOS Lower Door Glass Channel Stop



Vehicle Type: E,F  
Part #CC1278281 **\$5**

## New M37/M43 Front Door Latch Mechanism



Vehicle Type: E,F

•Left [ORD #7374788] Part #CC1277105 **\$95 ea**  
•Right [ORD #7374787] Part #CC1277104 **\$95 ea**

## NOS Outside Door Handle



[ORD #7373744]  
Vehicle Type: E,F  
Part #CC1277075 **\$25**

## NOS Door Escutcheon with Spring



Vehicle Type: A,E,F  
[ORD #7374785]  
Part #CC1277071 **SOLD OUT**

## NOS M43 & M152 Rear Door



Vehicle Type: (E,F M43 & M152 only)

•Right Shell [ORD #7350347]  
Part #CC1395256 **\$175**

•Left Shell [ORD #7350352]  
Part #CC1395257 **\$175**

•Left Complete Door  
Part #CC1395257-CD **\$250**

## M37/43 Window Regulator Mechanism



Vehicle Type: E,F

•NOS Left [ORD #7374784] Part #CC1277039 **\$125**  
•USED Left [ORD #7374784] Part #CC1277039-U **\$75**  
•USED Right [ORD #7374783] Part #CC1277038-U **\$75**

## New Window Regulator Retainer Clip



•Vehicle Type: E,F [ORD #7346914]  
Part #7346914 **\$3 ea**



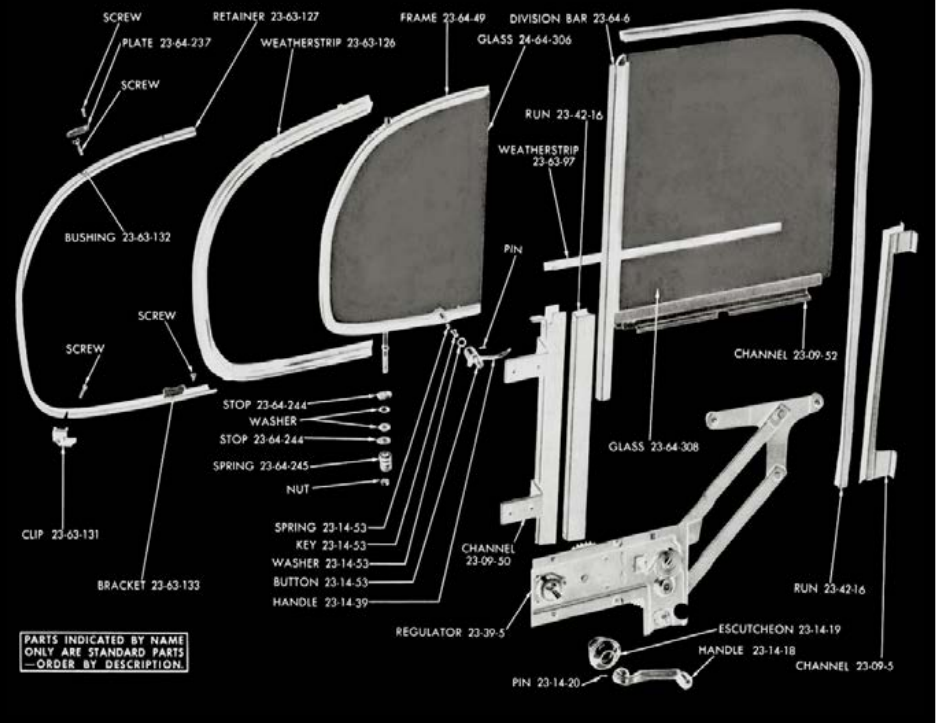
•Vehicle Type: 1941-80 Dodge, Chrysler  
Plymouth Vehicles  
Part #CC1234457 **\$3 ea**

## NOS WC64 KD Ambulance - Rear Center Door Hinge



Vehicle Type: B (WC-64 KD Ambulance)  
[ORD #G502-74-15649]  
Part #CC1094387 **\$35 ea**

## Closed Cab Door - Window Assembly (with wing vent)





**NOS WC64 KD Ambulance -  
Emergency Door - Outside Handle**

Vehicle Type: B (WC-64 KD Ambulance)  
[FSN: 2510-25-122-5761]  
Part #CC1094482 **\$30 ea**

**NOS Side Curtain  
Command Car Latch**

(4) required Vehicle Type: A,B  
Part #BUDD270925 **\$20**

**New Front Door Hinge Pin & 1/2"  
Bushing Repair Kit**

Vehicle Type: (G,H 1957-71)  
Repairs sagging doors Part #CC6013035 **\$10 each**

**NOS Early Style Outside,Front Door  
Handle**

Vehicle Type: (G,H 1961-67)  
Replaces 1957-60 earlier  
style. Fits Right or Left.  
Part #CC2519423 **SOLD OUT**

**Rebuilt Early Style  
Door Latch**

Vehicle Type: (G,H 1961-67  
except Town Wagon/Panel)  
Part #CC1783142 (Right) Part #CC1783143 (Left)  
**Call for Price & Availability**

**New 1961-67 D & W Series  
(Early Style) Left Door  
Latch Catch**

Vehicle Type: (G,H 1961-67 except Town Wagon/Panel)  
Part #CC1650839 **\$39**

**New 1961-67 D & W Series  
(Early Style) Right Door  
Latch Catch**

Vehicle Type: (G,H 1961-67 except Town Wagon/Panel)  
Part #CC1650838 **\$39**

**New Late Style Door Latch**

Vehicle Type: (G,H 1968-71)  
Right Side Available Only  
Part #CC2828728  
**Call for Price & Availability**

**NOS M-43 Partition Door Vent**

Vehicle Type: E,F  
[ORD #7350333]  
  
Part #CC1395538 **\$75**

**NOS M43 Rear Door Folding Step  
Upper Hinge Assembly**

Vehicle Type: E,F  
[ORD #7998569]  
Part #CC1395140 **SOLD OUT**

**Mirrors, Arms & Brackets**

**Reproduction Early WWII King Bee  
Round Outside Rear View Mirror  
(Olive Drab with Tinted Glass)**



Vehicle Type: ALL  
Part #CC747184-KB **\$35 each**

**New Outside Rear View Mirrors  
-5" Round Mirrors**



Vehicle Type: ALL  
•5" OD Green Round Outside Rear View Mirror Part #CC747184 **\$16 each**  
•5" Black Round Outside Rear View Mirror Part #CC1279813 **\$20 each**  
•5" Stainless Round Outside Rear View Mirror Part #CC1279813-SS **\$20 each**

**-5" x 7" Rectangular Mirrors**

Vehicle Type: ALL  
•Stainless Steel 5" x 7" Rectangular Mirror Part #CC2503731 **\$25 each**  
•Black 5" x 7" Rectangular Mirror Part #CC2503731-B **\$29 each**

**New Stainless Inside Rear View Mirror**



Vehicle Type: A,B,C,D  
Replaces CC889087, CC586915  
Part#CC920680 **\$49**

**New 1/2 Ton Open Cab Inside Rear  
View Mirror Bracket**



Vehicle Type: A - T-211 through T-215  
Part#CC920650-B **\$45**

**New Outside Rear View  
Mirror Arm Bracket**



(2) required for each arm Vehicle Type: E,F  
Part #CC1397631 **\$5 each**

**New Outside Rear View  
Mirror Arm Bracket**



(2) required for each arm  
Vehicle Type: (B,C, open cab),(D-M601)  
Part # CC950931 **\$5 each**

**New Adjustable Mirror  
Bracket to Door Hinge Lock**



For telescopic mirror arms mounted on door hinge.  
Vehicle Type: A,B,D Also Fits 1939-47 2WD  
(closed cab only) Part #CC919234 **\$6**

**New Outside Rear View  
Mirror Arm Swivel Bracket**



(used to attach Door Hinge Brackets  
CC919233, CC1097837-B1 & other door  
hinge brackets to Mirror Arms)  
Vehicle Type: ALL  
(1 required per door) Part #NMBASB1 **\$6.50**

**New Mirror Arm To Door  
Hinge Bracket (closed cab)**



For telescopic mirror arms mounted on  
door hinge Vehicle Type: A,B,D  
Also Fits 1939-47 2WD  
Part #CC919233 **\$22.50**

**New 1948-1953 B-Series 2WD  
Mirror Arm to Door Hinge Bracket  
(similar appearance to one above)**

Part #CC1097837-B1 **\$22.50**

**New Inside Rear View  
Mirror Bracket**



Vehicle Type: (B,C,D open cab only)  
Part #CC950932 **\$25**

**New Inside Rear View  
Mirror Bracket**



Closed cab models only.  
Vehicle Type: A,B,D, 1939-47 2WD  
Part #CC920680-B **\$22**

**New Complete Right Hand  
Rear View Mirror Arm  
Assembly w/ Bracket**



Allows mounting of mirror when  
Jerry Can is present  
(AKA "Jerrican" or "Jerrycan")  
Vehicle Type: E,F

Part #CC1395514-R **\$75**

**New Outside Extendable Mirror Arm**



Vehicle Type: ALL  
(10" - 14" Replaces Part #CC1277782)

•14" - 20" Stainless Steel Part #CC890251-SS **\$20**

•14" - 20" Chrome Plated Part #CC890251-CP **\$24**

•10" - 14" Stainless Steel Part #CC1095078-SS **\$17**

•10" - 14" Chrome Plated Part #CC1095078-CP **\$20**

**New Outside Extendable Mirror Arm**



Replaces: CC919231, CC919385, CC1095078, CC1395514  
Vehicle Type: ALL  
(9" - 13" Painted) - Part #CC1277782 **\$20**

**New Power Giant Mirror Arm &  
Brackets**



(Bolt, Lock Washer &  
Nut NOT included.)  
Vehicle Type: (G 57-60  
Power Giant),(H 58-60  
Power Giant Pickup &  
1957-66 Town Panel)  
(Fits Left or Right)  
Part # CC1564113 **\$75**

# GROUP 18: BODY

## Instrument Panel

### New Replacement Instrument Set (Mounts to dash without modification)



Vehicle Type: (A - T-207 & T-211), (D 1946-50)  
Also Fits 1939-47 Dodge/Plymouth/Fargo 2WD Trucks  
Replaces CC595361, (2) CC591582

### •3 Aluminum Housings w/Black Face Gauges Includes: Volt, Oil, Temp & Fuel Gauges; Speedometer; Sending Units & Ball-milled aluminum gauge housings.

Part #CC591582-BFG **\$495**

\*We can customize these Instrument Housings  
with several different gauge options.  
Call us with your needs.

### New Replacement Instrument Housing Mounting Plate (Mounts to dash without modification) Gauges not included but are available & customizable to your needs



Vehicle Type: G - 1957-58 only, D/W-Series,  
Town Wagon & Town Panel - 1957-58 only  
Replaces CC1663233

### •Aluminum Housing\*(gauges not included) Part #CC1663233-R **DISCONTINUED**

\*We can customize this Instrument Housing  
with several different gauge options.  
Call us with your needs.

### New Replacement Instrument Housing Mounting Plate (Mounts to dash without modification) Gauges not included but are available & customizable to your needs



Vehicle Type: G - Fits many 1959-64 D/W-Series Town  
Wagon & Town Panel - 1959-66 (Also Fits LCF Models)  
Replaces CC1798569

### •Aluminum Housing\* (gauges not included) Part #CC1798569-R **DISCONTINUED**

\*We can customize this Instrument Housing  
with several different gauge options.  
Call us with your needs.

## Cab

### New M37/M43 Battery Box



Vehicle Type: E,F  
**Note:** Each box and lid has a slight variation  
in dimensions and may require some manual  
persuasion and a few shop tools to fit properly.

These boxes are exclusively made in the USA for  
Vintage Power Wagons by a local company. There is  
a slight difference between the original boxes and  
the New ones when it comes to the construction.  
Different steps were taken to achieve the same  
overall form, so this box is not an exact replica, but a  
worthy replacement. In the original design, the side  
walls and upper lip were separate pieces welded  
together. Our box uses one piece for the side wall  
and upper lip to reduce labor & production time. The  
box lid, latch, and cable grommet assembly are sold  
separately and are readily available.

### New M37/M43 Battery Box Part #CC1270314-N **\$169**

### New Complete Flat Fender Power Wagon Windshield Frame Assembly - Powder Coated Black! Includes weatherstrip, glass & hinge brackets - Ready to mount, saving you hours of repair work!

Vehicle Type: D

**Replaces:**  
CC797771 lower  
frame, CC1096017  
upper frame &  
CC797772  
center molding

**Includes:** CC797138  
Weatherstrip &  
(2) CC1097224 Glass



- New Complete Windshield Frame - Clear Glass Part #CC797137-C **\$1075**
- New Complete Windshield Frame - Tinted Glass Part #CC797137-T **\$1100**
- New Complete Windshield Frame - Gray Smoke Glass Part #CC797137-G **\$1100**
- New Complete Windshield Frame - Shaded (top 6" of windshield) & Tinted Glass Part #CC797137-S-T **\$1150**

### New Complete WWII WC 1/2 & 3/4 Ton Closed Cab, Ambulance & Carryall Windshield Frame Assembly - Powder Coated Black! Ready to mount, saving you hours of repair work! - Vehicle Type: (A,B WWII Closed Cab, Ambulance & Carryall Models Only)

**NOTE: SPECIAL ORDER ONLY! ALLOW 3-5 WEEKS PRODUCTION TIME**

**Includes:**  
•Weatherstrip  
•(2) CC1097224 Glass  
•Handle CC452394  
•Nut CC351031  
•Stud CC844707  
•Spring CC342371



• New Complete WWII WC 1/2 & 3/4 Ton Closed Cab, Ambulance & Carryall Windshield Frame -  
with Clear Glass, Weatherstrip, Mounting Brackets & Regulator Hardware Part #CC844629 **\$1199**

### New Closed Cab Roof Seam Repair Kit

Molding is pre-drilled. Screws included.  
Vehicle Type: A,B,D, 1939-47 2WD  
Part #CC785709 **\$80**

### New Cab Drip Rails

Vehicle Type: (A,B,D Closed Cab)  
Also Fits 1939-47 2WD

Right Part #CC785813  
Left Part #CC785814 **\$119 pair**

### Cowl Vent Linkage



Includes handle, brace & pawl  
•USED Vehicle Type: (B closed cab),D  
Part #CC991063 **\$30**  
•NOS Vehicle Type: E,F  
Part #CC1277549 **\$25**

### New Cowl Vent Pivot Shoulder Bolt



Vehicle Type: A,B,C,D  
Part #CC718757 **\$4.50**

## New Seat Belts



Keep yourself and your loved ones safe with these easy-to-install seat belts. Includes mounting hardware.

- New Black Seat Belt - Part #NSBLT-BLK **\$45 DISCONTINUED**
- New Brown Seat Belt - Part #NSBLT-BRN **\$45 DISCONTINUED**
- New Green Seat Belt - Part #NSBLT-GRN **\$45 DISCONTINUED**

## USED Transmission Front Floor Cover

Vehicle Type: D 1956(late)-71 with NP420 Transmission



Part #CC1669122 **\$100**

## USED Transmission Front Floor Cover



[ORD #7005428]  
Vehicle Type: E,F  
Part #CC1277959 **\$40**

## USED M601 Seat Frame

Vehicle Type: D - M601  
Replaces original Seat Frames on Vehicle Type A(open cab-CC902893, CC902894) & Vehicle Type G 1954-66 (town panel only)  
Includes: Seat Cushion Pan-CC991051 & Seat Back Support-CC1785301  
Part #CC991051/1785301 **\$125**



## NOS Open Cab Front Seat Bottom Cushion Spring

Vehicle Type: (B,C,D open cab)

Replaces Vehicle Type A CC902895, CC902896 by adding extra padding



Part #CC991052 **\$75**

## New Driver Side Seat Bottom Wood

Vehicle Type: E,F

Part #CC1278595 **\$53**



## New Passenger Side Seat Bottom Wood

Vehicle Type: E,F

Part #CC1279115 **\$79**



## New Cab Kick Panel Replacement



•Vehicle Type: (B, Carryall & Ambulance), D (1946-71) fits left or right Part #CC991069, CC991036 **\$30 ea**

•Vehicle Type: A closed cab  
Part #CC909364 (right), CC889053 (left) **\$30 ea**

•Vehicle Type: A open cab  
Part #CC909362 (right), CC890151 (left) **\$30 ea**

•Vehicle Type: (B,C open cab)  
Part #CC950835 (right), CC950836 (left) **\$30 ea**

## New Cab Rocker Panel (below doors)

•Vehicle Type: A & 1939-47 2WD (not shown)  
Right Part #CC785703  
Left Part #CC785704  
**\$85 per side or \$160/pair**

•Vehicle Type: (B Carryall),D (shown above)  
Right Part #CC991136  
Left Part #CC991137  
**\$145 per side or \$275/pair**



## New Late Flat Fender Power Wagon Rubber Cab Mount Kit

Includes: insulators, bolts & washers.  
Vehicle Type: D 1951-71  
Part #DCMK12 **\$159**



## New Early Flat Fender Power Wagon Wood Mounting Kit

Includes: insulators, bolts and washers.  
Vehicle Type: D 1946-50  
Part #DDWB23 **\$79**

## New WWII WC 1/2 Ton & 3/4 Ton Closed-Cab Front Cab Mount Wood Blocks

Vehicle Type: A,(B - Closed-Cab Models, Ambulance & Carryall)



•New WWII WC 1/2 Ton & 3/4 Ton Closed Cab Left Front Cab Mount Block  
Part #CC903096-CCB **\$15 Each**

•New WWII WC 1/2 Ton & 3/4 Ton Closed Cab Right Front Cab Mount Block  
Part #CC903097-CCB **\$15 Each**

## New WWII WC 3/4 Open Cab & 6x6 Front Cab Mount Wood Blocks

Vehicle Type: (B - Open Cab Models Only),C



•New WWII WC 3/4 Ton Open-Cab & 1-1/2 Ton 6x6 Left & Right Front Cab Mount Block  
Part #CC903096-OCB **\$15 Each** (2 required)

## NOS Front Door Glass to Cab Top Weatherstrip Retainer

Vehicle Type: E,F

•Horizontal [ORD #7374834] Part #CC1278258 **\$14**

•Vertical [ORD #7005420] Part #CC1278257 **\$12.50**



## New Front Battery Cover Panel

Vehicle Type: B - WC-53 Carryall only

Part #CC925542-P **\$10 CLOSEOUT!**

## New Battery Floor Cover Plate



Vehicle Type: A  
Also Fits 1939-47 2WD  
Part #CC785448 **\$48**




## NOS Battery Cover Hold Down Bracket

Vehicle Type: B - WC-53 Carryall  
Part #CC991750 **\$15**



## New 12 Volt Battery Cover w/Hinge

Vehicle Type: B  
• WC 3/4 Command Car Battery Cover - CC925338, CC925538-hinge  
Part #CCBC3838 **\$185**



• WC 3/4 Carryall Battery Cover - CC925542, CC924669-hinge

Part #CARL4269 **\$175**

# The New M37 HardTop

Exclusively from Vintage Power Wagons  
Strong & lightweight, easy to install...  
also easy to remove for summer!



- Strong, lightweight fiberglass construction with added inside ribs for greater strength
- Weatherstrip package included for an all season, waterproof seal
- No modification required to your cab, canvas top supports, or windshield frame
- Rear window surface molded into the cab, just like the original steel top (gives you the ability of simply cutting and opening for an optional rear window\*)
- Easily installed 2 piece rear window weatherstrip included. \*[Rear window laminated flat glass is not included but is available at most local glass shops.]
- Top is easily trimmed for variations in cab dimensions for a perfect fit.
- Uses original cab bow hardware (except top bow) for extra added support.
- Easy to follow detailed instructions - top can be installed in less than 2 hours!
- Removal & installation of top (once originally installed) takes only a few minutes, allowing you to switch back and forth between hardtop and canvas quickly and easily.
- Top stays secured to windshield frame and cab without modification or drilling

Part #M37HRDTP **\$1200**

# GROUP 18: BODY


## New Front Cab Wood Floor Board



Laser cut.  
Fits exactly like original

Vehicle Type: A  
Part #CC950395 **\$89**

## New Hanging Pedals Left Floor Pan



(no slots for original pedals) Vehicle Type: B,C,D  
Part #CC1669117-HP **\$110**

## New Floor Pan Screw



Vehicle Type: B,C,(D-originally used hex bolt)  
Part #CC951257 **\$2.50**


## New Body Panel Clinch Nuts



•5/16"-24 Vehicle Type: A,B,C,D  
Also fits many other vehicles & applications  
Part #CC327072, CC148232 **\$5ea**

•3/8"-24 Vehicle Type: A,B,C,D  
Also fits many other vehicles & applications  
Part #CC179247 **\$5ea**

## New & USED Cab Floor Pans



- **New Early Right** Vehicle Type: B,C,(D 46-[early]56)  
Part #CC966604 **\$110 each**
- **New Late Right** Vehicle Type: D(late 56-71)  
Part #CC1669118 **\$110 each**
- **USED Late Right** Part #CC1669118-U **\$50 each**
- **New Early Left** Vehicle Type: B,C,(D 46-[early]56)  
Part #CC966605 **\$110 each**
- **New Mid Left** Vehicle Type: D(late 56-66)  
Part #CC1669117 **\$110 each**
- **USED Mid Left** Vehicle Type: D(late 56-66)  
Part #CC1669117-U **\$50 each**
- **New Late Left** Vehicle Type: D(67-71)  
(includes dual master cylinder access cover plate)  
Part #CC2519346 **\$110 each**
- **USED Late Left** Part #CC2519346-U **\$50 each**

## New Cab Rocker Repair Panel & Inner Reinforcement Kit




Vehicle Type: (G,H 1961-71)

Includes: Outer rocker & step below doors & inner reinforcement under cab. (Requires welding)

- **Right** Part #NCRRPPIRK-R **DISCONTINUED**
- **Left** Part #NCRRPPIRK-L **DISCONTINUED**

## New Front Door Stepwell Repair Panel



Vehicle Type: (G,H 1961-71)

- **Right** Part #CC1783832-P **\$79**
- **Left** Part #CC1783833-P **\$79**

## New Front Cab Mount Sheet Metal Repair Kit



Vehicle Type: (G,H 1961-71)  
Requires Fabrication/Welding

4 piece Kit

Part #NFCMRK001 **\$395**

## New Cab Cowl Repair Kit



Requires Fabrication & Welding  
-Sold as a Pair-  
(Covers from top of front fender to 6 inches above the body line)

Vehicle Type: (G,H 1961-71)  
Part #NCCRK001 **\$180**

## W/D Series Floor Pan Replacement Panel



Vehicle Type: (G,H 1961-71) Specifically made to fit W300 thru W600 & D300 thru D600. (Will also fit W & D models 100/200.)

- **New Right** Part #WDFP002
- **New Left** Part #WDFP001

**DISCONTINUED**

## W/D Series Floor Pan Replacement Panel



Vehicle Type: (G,H 1961-71)  
(Will also fit W & D 100/ 200. Lacks cab mount bolt recess.)

- **New Right** Part #WDFP003
- **New Left** Part #WDFP004

**\$125 each or \$225 pair**

## New 1961-1971 W & D Series Long Floor Pan Replacement Panels



Vehicle Type: (G,H 1961-71) - Specifically made to fit W300 thru W600, & D300 thru D600. (Will also fit W & D models 100/ 200.)

- **New Right Side W/D Series Long Floor Pan Replacement Panel** Part #WDFP002-L **DISCONTINUED**
- **New Left Side W/D Series Long Floor Pan Replacement Panel** Part #WDFP001-L **DISCONTINUED**

## NOS Transmission Cover Screw

(Acme Thread) Vehicle Type: B,C,D  
Part #CC950969, CC6013003, CC1560999 **\$2**

## New Upper Brake Pedal Draft Pad Retainer

Vehicle Type: B,C,D  
Part #CC991079 **\$9.50**

## New Lower Brake Pedal Draft Pad Retainer

Vehicle Type: B,C,D  
Part #CC991080 **\$9.50**

## New Clutch Pedal Upper & Lower Clutch Draft Pad Retainer (2 required)

Vehicle Type: B,C,D  
Part #CC991078 **\$9.50 each**

## NOS Passenger Seat Cushion Toggle Lock Catch [ORD #7032645]

Mounts on bottom of seat cushion



Vehicle Type: E,F  
Part #CC211111 **\$7.50**

## New Passenger Cushion & Battery Box Seat Riser Toggle Lock

[ORD #7032646] Vehicle Type: E,F  
Part #CC1279277 **\$15**

## New M37/M43 Brake Master Cylinder Cover

[ORD #7005430] Vehicle Type: E,F  
Part #CC1278105 **\$45**

## New Roof Top Ventilator

12 Volt Louver configuration  
differs slightly from original



Vehicle Type: (A,B Ambulance)  
Part #WWK7860-R **\$249**

## New Rear Floor Frame Kickup Cover Plate



Vehicle Type: B (Carryall)  
Part #CC950627 **\$12.50**

## USED M37, M42 & V41 Top Rope Hooks (for canvas cab top)

Vehicle Type: (E,F M37, M42 & V41)  
Part #CC1277515 [ORD #7707293] **\$7.50 ea**

## Reproduction Antenna Brackets

• Vehicle Type: B Carryall  
Part #RCANBG01 **\$195**

• Vehicle Type: B Command Car  
Part #CC923193 **\$90**

• Vehicle Type: E,F  
Part #RM37AB02 **\$75**

**M-37 Cab Top Hardware Kit**

Vehicle Type: E,F



**Includes:**

- Top Bow CC1279498
  - (2) Top Bow Extensions-CC1278196 ORD #7707289
  - (2) Cab Top Rails-ORD #707294(LH) & ORD #707295(RH)
  - (1) Left Side Rail Support CC1278249 ORD #7005405
  - (1) Ride Side Rail Support CC1278248 ORD #7005406
  - (2) U-Bolts ORD #707291
  - (2) U-Bolt Plates ORD #707292
- (weather strip retainers not included)

**•NEW KIT (with used left side cab top rail #707294-U and used Left Side Rail Support #CC1278249-U)**  
Part #CC1279498-NK **\$475 Kit**

**•USED Kit (w/New top bow) Part #CC1279498-UK \$380 Kit**

**•New Top Bow** Part #CC1279498 **\$115**

**•NOS Top Bow Extensions (2 required) Part #CC1278196 \$35 ea**

**•USED Top Bow Extensions (2 required) Part #CC1278196-U \$20 ea**

**•USED Left Cab Top Rails** Part #707294-U **\$60**

**•NOS Right Cab Top Rails** Part #707295 **\$85**

**•USED Right Cab Top Rails** Part #707295-U **\$60**

**•NOS Left Side Rail Support** Part #CC1278249 **SOLD OUT**

**•USED Left Side Rail Support** Part #CC1278249-U **\$50**

**•New Right Side Rail Support** Part #CC1278248 **\$70**

**•USED Right Side Rail Support** Part #CC1278248-U **\$50**

**•New Cab Top U-Bolts** (2 required, nuts included) Part #707291 **\$4ea**

**•NOS Cab Top U-Bolt Plates (2 required) Part #707292 \$2.50 ea**

**Troop Seat**

**Front Left Seat Back Support**

[ORD #7347505]

Vehicle Type: E,F

• **New** Part #CC1277871-N **\$30**

• **USED** Part #CC1277871-U **SOLD OUT**

**Front Right Seat Back Support**

[ORD #7347504]

Vehicle Type: E,F

• **New** Part #CC1277870-N **\$30**

• **USED** Part #CC1277870-U **SOLD OUT**

**Center Right Seat Back Support**

[ORD #5720735]

Vehicle Type: E,F

• **New** Part #CC1277874-N **\$30**

• **USED** Part #CC1277874-U **\$20**

**Center Left Seat Back Support**

[ORD # 5720736]

Vehicle Type: E,F

• **New** Part #CC1277875-N **\$30**

• **USED** Part #CC1277875-U **\$20**

**Rear Right Seat Back Support**

[ORD #5720737]

Vehicle Type: E,F

• **New** Part #CC1277878-N **\$30**

• **USED** Part #CC1277878-U **SOLD OUT**

**Rear Left Seat Back Support**

[ORD #5720738]

Vehicle Type: E,F

• **New** Part #CC1277879-N **\$30**

• **USED** Part #CC1277879-U **SOLD OUT**

**New Left Seat to Seat Back Board Retainer**

[ORD #7346923] Vehicle Type: E,F

Part #CC1277472 **\$10**

**New Right Seat to Seat Back Board Retainer**

[ORD #7346924] Vehicle Type: E,F

Part #CC1277471 **\$10**

**New Troop Seat Center Support**

•Vehicle Type: E,F (3 holes) Part #CC1277390 **\$20**

•Vehicle Type: D (4 holes) Part #CC1277390-4 **\$20**

**Troop Seat Support Bracket/Brace**



•Vehicle Type: E,F (3 holes for wood, includes hinge) Support CC1276860, Brace CC1278051(2-4 required)

**-New** Part #CC1276860-AN **\$50 each**

**-USED** Part #CC1276860-AU **\$25 each**

•Vehicle Type: D (4 holes for wood, includes hinge)(4-8 required)

**-USED** Part #CC1276860-601AU **\$25 each**

**M-37 Rear Bed Jump Seat Assembly**

**Includes:** front & rear brackets, 3 wood slats, male & female hinge brackets, (bolts and pins not included). NOS and Repro parts.



Vehicle Type: (E,F except M37B1)

Part #CC1278094 **\$75**

**New Cargo Bow or Seat Safety Strap Eye Bolt**

Vehicle Type: A,B,C,(D,E,F open cab)

Part #CC990968 **\$7.50**

**New Lazy-Back Troop Seat Hinge Brackets (Early Brackets Pictured)**



Vehicle Type: B-Early, C-Early  
•**Upper & Lower Pair** (B-4 required, C-6 required)  
Part #CC991549/CC991550 **\$72/pair**

Vehicle Type: B-Late, C-Late  
•**Right** (B-2 required, C-3 required)  
Part #CC931391 **\$28 each**

•**Left** (B-2 required, C-3 required)  
Part #CC931392 **\$28 each**

**NOS Roof Bow Ridge Pole Bracket**

(3) required Vehicle Type: E,F

Part #CC1277425 **\$5**



**New Lazy-Back Troop Seat Hinge Pivot Bracket (late)**

Vehicle Type: (B,C late)

Part #NLBTSHPB-L **\$24**



**New Lazy-Back Troop Seat Hinge Pivot Bracket (early)**

Vehicle Type: (B,C early)

Part #NLBTSHPB-E **\$24**



**NOS Center Bow Lazy-Back Clip**

Vehicle Type: B,C

Part #CC991003 **\$4**



**New Lazyback Chains**

(Covers not included)

(2) chains required per side

Vehicle Type: B,C



Part #CC966647 **\$28 each**

**Front Stake Rack Hardware Kit**

**Includes:** Center Stake, Side Connectors & Reinforcement.

Vehicle Type: E,F

•**New** Part #CC1278128 **\$75**



**New Rear Canvas Roll Up Strap Without Clip**

Vehicle Type: A,B,C,E,F

Part #CC598719-S **\$12**



**Rear Cargo Canvas Roll Up Strap Clip**

•**New M37/M43 Strap Clip** Vehicle Type: E,F

Part #CC1278027 **\$13**



•**New WWII Strap Clip** Vehicle Type: A,B,C

Part #CC598719-C **\$7**



**Reproduction WWII WC 1/2 & 3/4 Ton Command Car Safety Strap Bracket & Screw Set**

Vehicle Type: (A,B command car only)

•**WWII WC Command Car Safety Strap Bracket & Screw**

(1 Set does 1 seat side safety strap.

Includes screw CC966778)

Part #281049-A **\$24/Set**



**Reproduction WWII WC Open Cab Safety Strap Bracket & Screw Set**

Vehicle Type: (A,B open cab only),C

•**WWII WC Open Cab Safety Strap Bracket & Bolt**

(1 Set does 1 seat side safety strap.

Includes bolt CC909433)

Part #CC909432-A **\$28/Set**



# GROUP 18: BODY

## Bed & Tailgate

### New Reproduction Flat Fender Power Wagon Bedsides

•1946-50 Bedsides Vehicle Type: D (early)



-Right Replaces CC1095476  
-Left Replaces CC1095477  
Part #CC1095476/1095477-N **\$4,000 Pair**

•1953-(Early)56 Bedsides (sloped top)  
(Replaces 1951-52) Vehicle Type: D (late mid series)



-Right Replaces CC1398175  
-Left Replaces CC1398176  
Part #CC1398175/1398176-N **\$3,950 Pair**

• 1956(Late)-71 Bedsides Vehicle Type: D (late)



-Right Replaces CC1795320  
-Left Replaces CC1795321  
Part #CC1795320/1795321-N **\$4,000 Pair**

### New WWII WC & 1939-55 2WD Front Bed Panel

Vehicle Type: A,B,C & 1939-55 2WD - ("low-side" box)



Replaces CC991646 Part #CC1276219-N **\$295**

### New Early Flat Fender Power Wagon Front Bed Panel

Vehicle Type: D 1946-50



**STOCK ISSUES EXPECTED** Part #CC1097792-N **\$439**

### New 1951-71 Flat Fender Power Wagon & 1951-80 Stepside Front Bed Panel

Vehicle Type: D,G,H 1951-71



(for 54" wide box) Part #CC1398055-N **\$305**

### New M37 & Open Cab Variants Front Bed Panel

Vehicle Type: E,F



Part #CC1276838 **\$350**

### New 51-71 Flat Fender Power Wagon & 51-80 Stepside Front Bed Panel Threaded Rod



(for 54" I.D. beds. Overall rod length is 56")  
for 1951-1971 Flat Fender Power Wagon & 1951-1980 Stepside Beds Part #N51715180TR **\$28**

### New Underbed Crossmember Kits



• Vehicle Type: D 1946-50 (SHOWN) Part #4650CMK **\$450**

• Vehicle Type: D 1953-71 Part #5368CMK **\$510**

### New Early WWII WC 3/4 Ton Underbed Hat Channel Kit

Vehicle Type: B Early Includes short & long Hat Channels  
Part #UHCK-001 **\$150**

### New Bed Wood Kits



Vehicle Type: D

•1946-50 Flat Fender Power Wagon Oak Bed Wood Kit Part #OWBK46-50 **\$800**

•1951-52 Flat Fender Power Wagon Oak Bed Wood Kit (Only for original 1951-52 beds using 5 skid strips.) Part #OWBK51-52 **\$800**

•1953-71 Oak Bed Wood Kit (Use with Mid series Bed sides CC1398175 & CC1398176) Part #OWBK53-71 **\$800**

•Vehicle Type: A WWII WC 1/2 Ton & 1939-47 2WD Ash Wood Bed Kit Part #OWBKA39-47 **\$575**

•Vehicle Type: B - 1942-43 WC 3/4 Ton Oak Wood Bed Early-Part #OWBK34-E **\$675**


### New WWII WC 1/2 Ton Underbed Ash Wood Subframe Kit

Vehicle Type: A (Includes Brackets) Part #AUSK001 **\$550**

NOTE: PRE-ASSEMBLY & TEST FITTING OF SHEET METAL ON BEDS IS ALWAYS ADVISED BEFORE FINAL PAINTING AS EVERY BED CONFIGURATION CAN HAVE MULTIPLE VARIABLES AND WILL LIKELY NOT FIT EXACTLY WITHOUT SLIGHT MODIFICATIONS TO SOME PARTS

### Cargo Bed, Rear View

KEY	ITEM	PART NO.
A	CORNER	7707245
B	STRAP	CC 1218009
C	BOARD	CC 1277400
D	BOARD	CC 1277400
E	BOARD	CC 1277400
F	SUPPORT	7347504
G	SUPPORT	CC 1277474
H	SUPPORT	CC 1277474
I	PANEL	CC 1277400
J	PLATE	7350085
K	STRIP	7403290
L	BOARD	CC 1277450
M	SUPPORT	CC 1277400
N	PANEL	CC 1277400
O	BRACE	CC 1279051
P	CHAMF ASSY	CC 1278228
Q	FASCIA	7005437
R	PANEL	CC 1277505
S	COVER	CC 1277511
T	HOUSING	CC 1277407
U	PANEL	CC 1277509
V	BOARD	CC 1277400
W	PANEL	CC 1277400
X	SUPPORT	7347505
AA	SUPPORT	CC 1277405
BB	SUPPORT	CC 1277405
CC	POST	CC 1277514
DD	BOARD	CC 1277400
EE	PANEL	CC 1277400
FF	BOARD	CC 1277514
GG	BOARD	CC 1277514



### New M-37 Bed Floor

Complete floor includes fuel tank access panel. (3 pc) seamed in middle. Part #CC1277570 **\$590**

### New M-37 Bed Screws

5/16"-24 - Truss Head [ORD #7374867] (67) Required Part #CC1275479 **\$1 ea**

**New WWII WC Metal Bed Strip Kits**



WWII WC 1/2 Ton & 1939-55 2WD Skid Strip Style

Vehicle Type: A & 1939-55 2WD ("low" side box)

• 1/2 Ton Plain Steel Bed Strip Kit - (5 pieces)  
Part #CC785438 **\$150**



WWII WC 3/4 Ton Skid Strip Style

-Vehicle Type: B

• Early 3/4 Ton Plain Steel Bed Strip Kit - 7 Piece Set Includes (2) Side Angles (2) CC991792, (3) CC991706 Part #BSK34-E **\$150**

• Late 1946-50 Plain Steel Bed Strip Kit - 7 Piece Set Includes (2) CC991792, (3) CC991706, (2) Side Angles Part #BSK34-L **\$150**

**New Flat Fender Power Wagon Bed Strip Kits (Flat Strips)**

-Vehicle Type: D 1946-50



• 1946-50 Plain Steel Flat Fender Power Wagon Bed Strip Kit (5 flat strips) Part #BSK063 **\$150**

-Vehicle Type: D 1951-(early)52 For original bed sides ONLY!



• 1951-(early)52 Plain Steel Flat Fender Power Wagon Steel Bed Strip Kit (5 flat strips) - Part #BSK061-F **\$100**



• 1951-(early)52 - Stainless Steel Flat Fender Power Wagon Steel Bed Strip Kit (5 flat strips) - Part #BSK061SS-F **\$175**

-Vehicle Type: D Late 1952-71 (NOTE: "LATE" BED STRIPS MUST BE USED WITH MID SERIES REPRODUCTION BED SIDES Part #CC1398175/1398176-N)



• Late 1952(late)-71 Zinc Plated Flat Fender Power Wagon Steel Bed Strip Kit - (7 flat strips) Part #BSK062-F **\$105**



• Late 1952(late)-71 Stainless Steel Flat Fender Power Wagon Bed Strip Kit - (7 flat strips) Part #BSK062SS-F **\$175**

**New 1946-50 Rear Fender**

Vehicle Type: D



(sold as a pair only)

(Requires drilling of mounting holes)

• Right - CC1095529-N Replaces CC1095529  
• Left - CC1095530-N Replaces CC1095530  
Pair - Part #1095529-N/1095530-N **\$800 / Pair**

**New Flat Fender Power Wagon Bed Side Angle Strip Kits**



• 1946-50 Plain Steel Bed Side Angle Bed Strip Kit NOTE: KIT IS FOR (3) 8' PLAIN ANGLED STRIPS. YOU MUST CUT INTO SECTIONS AND DRILL MOUNTING HOLES - Part #BAK063 **\$89**

• 1951-(early)52 Plain Steel Flat Fender Power Wagon Steel Angle Bed Strip Kit - Side corner angles & curved wheel well strips are included (6 piece) - Part #BSK061-A **\$150**

• 1951-(early)52 - Stainless Steel Flat Fender Power Wagon Steel Angle Bed Strip Kit - Side corner angles & curved wheel well strips are included (6 piece) - Part #BSK061SS-A **\$250**

• Late 1952(late)-71 Zinc Plated Flat Fender Power Wagon Steel Side Angle Bed Strip Kit - Side corner angles & curved wheel well strips are included (6 piece) Part #BSK062-A **\$256**

• Late 1952(late)-71 Stainless Steel Flat Fender Power Wagon Bed Side Angle Strip Kit - Side corner angles & curved wheel well strips are included (6 piece) Part #BSK062SS-A **\$250**

**BED & BED WOOD, & METAL BED STRIP MOUNTING HARDWARE**



**New Steel Strip Bolt Kits**

Vehicle Type: D 1946-50  
-Zinc Plated Steel Part #SSBK4650 **\$52**  
-Unpolished Stainless Steel Part #SSKB4650SS **\$120**

• Vehicle Type: D 1951-(Early)56  
-Zinc Plated Steel Part #SSBK5156 **\$52**  
-Stainless Steel Part #SSKB5156SS **\$120**

• Vehicle Type: D Late 1956-71  
-Zinc Plated Steel Part #SSBK5668 **\$52**  
-Stainless Steel Part #SSBK5668SS **\$120**

**New Front Bed Panel Bolt Kit**

Vehicle Type: D  
Zinc Plate Part #FBPBK01 **\$15**  
Stainless Steel Part #FBPBKSS **\$20**

**New Bed Mounting Bolt Kit**

-Vehicle Type: A Steel - Part #BMBK01 **\$79**  
-Vehicle Type: B Early Steel - Part #BMBK02 **\$99**  
-Vehicle Type: D 1946-50  
-Zinc Plated Steel Part #SBK03 **\$79**  
-Unpolished Stainless Steel Part #SBK03SS **\$79**  
-Vehicle Type: D 1951-71  
Zinc Plated Steel - Part #BMBK04-Z **\$49**  
Stainless Steel - Part #BMBK04-SS **\$99**  
-Vehicle Type: E,F Steel - Part #BMBK05 **\$79**

**New 1951-71 Rear Fender**

Vehicle Type: D



(sold as a pair only)

(Requires drilling of mounting holes)

• Right - CC1279042-N Replaces CC1279042  
• Left - CC1279043-N Replaces CC1279043  
Pair - Part #1279042-N/1279043 **\$800 / Pair**

**New Rear Bed Crossmembers**

New high quality heavy gauge steel.

• WC 3/4 Ton & 1-1/2 Ton Rear Bed Crossmember

Vehicle Type: B,C Part #RBCM004 **\$150**

• 1946-50 Flat Fender Power Wagon Rear Bed Crossmember

This crossmember may not fit exactly. Every bed is slightly different so slight modification of holes may need to be made

Vehicle Type: D Part #CC1095370 **\$69**

• 1951-(early)56 Flat Fender Power Wagon Rear Bed Crossmember

NOTE: Fits Mid Series Reproduction Bed Sides & 53-56 Factory Bed Sides. Uses J-Brackets "MSPW-L-BRKT"

Vehicle Type: D Part #CC1278584 **\$249**

• Late 1956-68 Flat Fender Power Wagon (& 1954-81 54" Stepside beds) Rear Bed Crossmember

Vehicle Type: D,G,H Part #CC2827789 **\$249**

• M37 Rear Bed Crossmember

Vehicle Type: E,F Part #CC1276864 **\$310**

**New Reproduction Mid Series Power Wagon Bed-Side to Crossmember "L" Bracket**



Vehicle Type: D with 1953-56 Factory Mid Series Beds with wide rear crossmember (CC1278584) or CC1398175/1398176-N Reproduction bed sides Part #MSPW-L-BRKT **\$150/Pair**

**New Rear Bed Stake Pockets**



① Vehicle Type: D 1946-50 Bedsides  
-Right Part #CC1095476-RBSP **\$110 each**  
-Left Part #CC1095477-RBSP **\$110 each**

② Vehicle Type: D 1951-(early)56 Bedsides Also fits 1948-56 2WD (high side box)  
-Right Part #CC1398175-RBSP **\$135 each**  
-Left Part #CC1398176-RBSP **\$135 each**

③ Vehicle Type: D 1956(late)-71 Bedsides Also fits 1957-80 Stepside  
-Right Part #CC1795320-RBSP **\$135 each**  
-Left Part #CC1795321-RBSP **\$135 each**

# GROUP 18: BODY

## New 1/2 Ton, 3/4 Ton & 1-Ton 1939-47 Civilian 2WD Pickup Tailgate




Vehicle Type: 1939-47 2WD & some 1948-56 2WD  
Also Fits Vehicle Type A (originally not embossed)  
Embossed "Dodge" Part #CC785413-N **\$395**

## New WWII WC 1/2 Ton Pickup Tailgate



Includes stamping like original CC598666 (tie down hooks not included) Vehicle Type: A  
Part #CC950363-N **\$445**

## New WWII WC 3/4 Ton Weapons Carrier & 6x6 Tailgate



w/o tie down hooks or reinforcement Vehicle Type: B,C  
Part #CC931008-N **\$375**

## New 1946-50 Power Wagon Tailgate

Four stake pockets on bed side. Embossed "DODGE"  
Vehicle Type: D Early



Part #CC1095626-N **\$550**

## New 1948-60 B-Series 2WD Tailgate

Fits the 49" wide "high-side" box only  
(not stamped "DODGE")



Part #CC1097917 **\$465**

## New 1951-71 Power Wagon & 1954-80 Stepside Tailgate (Utiline)

For 54" wide beds. 16 gauge electro-galvanized steel, original embossed pattern (not stamped "DODGE")  
Vehicle Type: D Late (Replaces embossed CC1097923)



Part #CC1097926-N **\$545**

## USED M-601/CIV PW Late 1956-71 Complete Bed Assembly



Vehicle Type: D late 1956-71 (Replaces Earlier Style Beds)  
**Includes:** USED disassembled bedsides, USED & New under bed crossmembers, USED front bed panel, USED tailgate, USED fenders, New rear bed crossmember & New rear stake pockets.  
**Bed Sides, Fenders, Front Bed Panel & Tailgate will require work.**

Condition of parts varies. Feel free to contact us for photos showing condition of parts before ordering!

Part #UM601CBA **\$2000 SOLD OUT**

## New WWII WC 1/2 Ton Original Cargo Bed Extension Panels



Vehicle Type: A (mounts below box side in front of fender) Includes left & right, small & large panels & 2 bed gap fillers

New WWII WC 1/2 Ton Original Cargo Bed Extension Panels (6 piece kit) Part #NCBEP001 **\$225**

## New Tailgate Chains



• Plain Steel Tailgate Chains w/Black Covers  
Vehicle Type: (D 1946-50) (17 links)  
Part #CC1279784 **\$55 pair**

• Plain Steel Tailgate Chains w/Black Covers  
Vehicle Type: (D,G,H 1951-71) (14 links)  
Part #CC1279731 **\$55 pair**



• Polished Stainless Steel Tailgate Chains w/Clear Covers  
Vehicle Type: (D 1946-50) (17 links)  
Part #CC1279784-SS **\$149 pair**

• Polished Stainless Steel Tailgate Chains w/Clear Covers  
Vehicle Type: (D,G,H 1951-71) (14 links)  
Part #CC1279731-SS **\$149 pair**



**New Tailgate Chains**  
(Chains without Covers)  
• Vehicle Type: A,B Command Car  
Part #CC966651 **\$40**

• Vehicle Type: A,B,C(not shown)  
Also fits 1928-53 low sidebox  
Part #CC966634 **\$35 pair**

• Vehicle Type: E,F  
Part #CC1278329 **SOLD OUT**



## New Canvas Covers



• New Canvas Tailgate Chain Cover for WWII WC Models Vehicle Type: A,B,C  
Part #CC966634C **\$20 pair**

• New Tailgate Chain Cover for M37 & Open Cab Variants Vehicle Type: E,F  
Part #CC1278320 **\$20 pair**



• New Lazyback Chain Cover for WWII WC 3/4 Ton Weapons Carrier & 6x6 (4 piece set) Vehicle Type: B,C  
Part #CC966647C **\$40/set**



## New Tailgate Hinge

(2 required)  
Vehicle Type: A,B,C, & 1939-47 2WD  
Part #CC785427 **\$35 ea**



## New 3/4 Ton & 6x6 Tailgate Center Support

Vehicle Type: (B,C late), 1939-47 2WD  
Part #CC1093084 **\$25**

## New M37 Pickup Bed Chain Bracket



• Right Vehicle Type: E,F  
Part #CC1277481 **\$10**

• Left Vehicle Type: E,F  
Part #CC1277482 **\$10**



## Tailgate Hinge Bracket

Vehicle Type: E,F  
[ORD #7005439]  
• New Part #CC1277483 **\$25**  
• USED Part #CC1277483-U **\$15**



## New Stepside Utiline Bed Chain Bracket

specify year of bed  
Vehicle Type: B,C,D,(G,H 1948-80)  
Part #CC1197128 **\$15**  
• Left Part #CC1197129 **\$15**

## New Early Power Wagon Tailgate Hinge End Bracket



Vehicle Type: D (1946-50)  
Part #CC1095516 **\$28 ea**

## New Center Tailgate Hinge



Vehicle Type: D & 1948-50 2WD  
Early - 1946-50 & 1948-50 2WD  
Part #CC1093085 **\$25**

Vehicle Type: D,G,H  
Late - 1951-80 Stepside (Utiline)  
Part #CC1398087 **\$40**

## New Outer Tailgate Hinge




Mounting bolts included  
Vehicle Type: (D 1951-71) & 1951-80 Stepside (Utiline)  
Part #CC1096958 **\$55 ea**



## New WWII WC 1/2 Ton, 3/4 Ton & 6x6 Top Bow Corner

Vehicle Type: (A,B,C open cab)  
Part #WCTBC001 **\$55**





**M37 Top Bow Corners**

[ORD #7707285]

Vehicle Type: E,F

•New Part #CC1277041 **\$55 ea**

•USED Part #CC1277041-U **\$30 ea**



**New Sending Unit Access Plate**

Vehicle Type: E,F

Part #CC1277517 **\$22.50**



**New Sending Unit Access Plate**

Vehicle Type: B,C,D(1946-50)

Part #CC991135 **\$10**

**New WC Ambulance Rear Step Assembly**



Includes:

WWK7345, WWK7768A, WWK7724A, WWK7347-31, WWK7347-21, & WWK7351

Vehicle Type: A,B

Part #NWCARSA **\$375**



**New Side Compartment Lid Toggle Lock Kit**

Includes: (1) Catch CC931138, (4) Screw CC120910, (1) Lock

CC931136, (4) T-Nut CC930907

Vehicle Type: (B,C with late composite box only)

Part #CC931136-K **\$25**

**New VC/WC Command Car Tailgate Lock**



Vehicle Type: (A,B Command Car)

Also Replaces WWK7578 Rear Ambulance Door to folding step lock with slight modification

Part #CC991589 **\$70 ea**

**New Rear Door/Gate Locking T-Handle w/Keys**

Vehicle Type: (A,B Command Car & Carryall)

Also fits T-207 & T-211 Ambulances

Replaces CC909473, CC921641, CC930674, WWK7709

Part #CC921641-N **\$25**



**NOS M-37 Side Panel Tool Compartment Door Handle**

[ORD #7005442] Vehicle Type: E,F

Part #CC1276943 **\$12.50**



**NOS M-43/M-152 Side Compartment Latch & Handle**

[ORD# 7350365]

Vehicle Type: E,F

Part #CC1395343 **\$15**

**New WC-62/63 6x6 Fuel Tank Skid Plate**



Vehicle Type: C

Also Adaptable

For Vehicle Type B

Part #CC928376 **\$265**

**New Early 1/2 & 3/4 Ton Rope Hooks**

(bronze)

Vehicle Type: A,B,C

(used in many locations on many models)

Part #N1234TRH **DISCONTINUED**

**Spare Tire Carrier**

**New Cast 3/4 Ton WC Open Cab Spare Tire Carrier**



Stud sold separately

Vehicle Type: B,C

Part #CC925324 **\$375**

**New Spare Tire Lock w/Cylinder & Key**

- Vehicle Type: A
- Vehicle Type: B,C
- Vehicle Type: D,G,H



Part #CC588493 **\$45**

Part #CC924049 **\$45**

Part #CC1396149 **\$45**

**Spare Tire Mounting Bracket**

Vehicle Type: D 1951-71

•New Part #CC1396149-N **\$125**

•USED Part #CC1396149-U **SOLD OUT**



**New Cast Civilian Spare Tire Carrier**



Stud sold separately

Vehicle Type: D 1946-50

Part #CC1189192 **\$250**

**New Spare Tire Mounting Grooved Stud**

Vehicle Type: A,B,C,D

Part #CC915123 **\$12.50**



**New Spare Tire Mounting Nut**

Vehicle Type: A,B,C,D

Part #CC576196 **\$8.50**



**New Spare Tire Mounting Nut**

(standard RH lug nut) Vehicle Type: A,B,C,D

Part #CC585193 **\$2.75**



**New Cast Spare Tire Retainer Plate**

Vehicle Type: A,B,C,(D up to 1954-serial

#83939413),(E,F up to serial #80019180)

Part #CC915501 **\$40**



**NOS Spare Tire Retainer Bar**

Vehicle Type: (D-after 1954 serial #83939413),

(E,F after serial #80019180)

[ORD #7413301]

Part #CC1396105, CC1505985 **\$12.50**



**New M37 Bed-Mounted Spare Tire Bracket**



Mounts to front bed panel

Vehicle Type: E,F

Part #CC1278067 **\$75**

**USED M37B1/M43 Door Spare Tire Carrier**

Vehicle Type: E,F



Includes: cradle, New spinner, bar, hinge & lock plate. Retainer Stud & Release Handle Assembly (CC1396086-A) sold separately

[ORD #7413294] Part #CC1396062-A **\$310**

**NOS Door-Mounted Spare Tire Carrier Lock Plate**

[ORD #7413302] M-43 & M-37B1

Vehicle Type: E,F

Part #CC1396108 **\$25**



**NOS Door-Mounted Spare Tire Carrier Release Inner Bracket**

Vehicle Type: E,F (M43 & M37B1)

[ORD #7413293]

Part #CC1396054 **\$7.50**



**New Spare Tire Spinner w/Stud**



[ORD #7413290] Vehicle Type: E,F

Part #CC1278325 **\$75**

**New M37B1/M43 Door-Mounted Spare Tire Carrier Release Handle**

Vehicle Type: E,F



[ORD #7413299] Part #CC1396091 **\$7.50**

**New M37B1/M-43 Door-Mounted Spare Tire Carrier Lock Plate Latch Lever**



Vehicle Type: E,F

[ORD #74113298] Part #CC1396089 **\$10**

**New M37B1/M43 Door-Mounted Spare Tire Carrier Lock Plate Latch Lever Spring**

Vehicle Type: E,F

[ORD#7413300]

Part #CC1396099 **\$10**



**USED M37B1/M43 Door Spare Tire Carrier Retainer Stud & Release Handle Assembly**

Vehicle Type: E,F



Includes: stud, brackets, spring & handle

[ORD#7413296] Part #CC1396086-A **\$75**

**NOS M37B1/M43 Door-Mounted Spare Tire Carrier Hinge**

Vehicle Type: E,F

[ORD #7413295]


Part #CC1396064 **\$35**



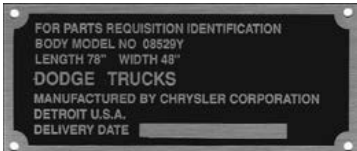
# GROUP 18: BODY

## DATA PLATES

Quality Aluminum Data Plates, Decals and Aluminum peel and stick decals. Your choice \$15



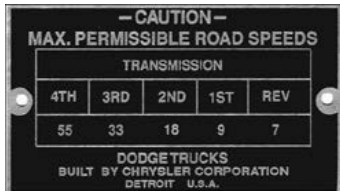
#1 1/2 Ton Main I.D.



#2 1/2 Ton Weapons Carrier Bed (Brass)



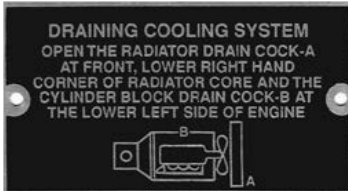
#3 1-Speed Transfer Case, 1/2 & 3/4 Ton



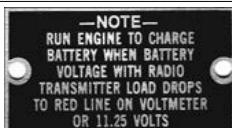
#4 1/2 & 3/4 Ton Road Speed



#5 1/2 & Early 3/4 Ton Publications



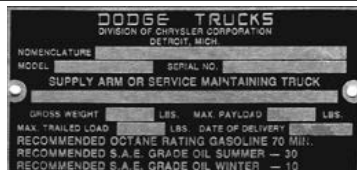
#6 Late 1/2 & 3/4 Ton Cooling System



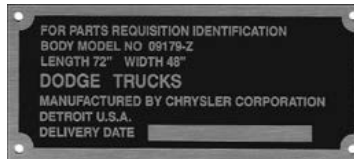
#7 12 Volt 1/2 & 3/4 Ton Voltmeter



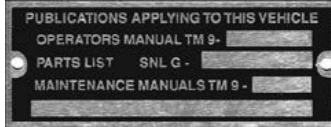
#8 3/4 Ton & 1-1/2 Ton 6x6 Winch



#9 3/4 Ton Main I.D.



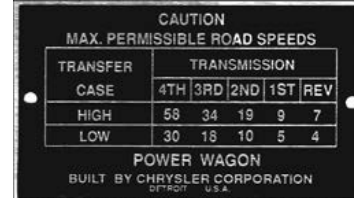
#10 3/4 Ton Weapons Carrier Bed (Brass)



#11 Late 3/4 Ton Publications



#12 1-Ton Ben-Hur Cargo Trailer (Brass)



#13 Late Power Wagon Road Speed



#14 2-Speed Transfer Case  
1 1/2 ton 6x6 & Power Wagon



#15 Power Wagon Front Axle Warning



#16 Early Power Wagon Road Speed



#17 Power Wagon Winch Mounted Clutch Fork



#18 M37/43 Responsible Agency



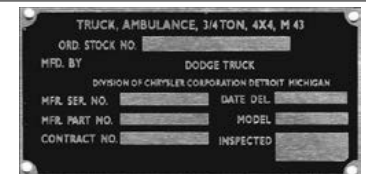
#19 M37/43 Fording Valve (NOS Brass)



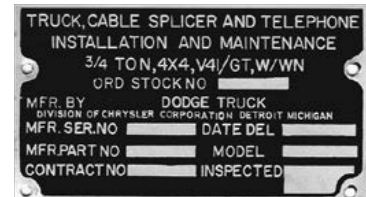
#20 M37/43 Fording Throttle



#21 M37 Main I.D.



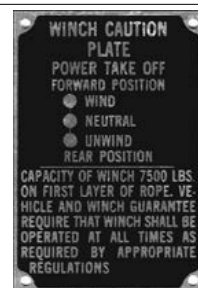
#22 M43 Ambulance Main I.D.



#23 V41 Main I.D.



#24 M37/43 Publications




#29 M37 Winch Caution Plate

**DATA PLATES** Quality Aluminum Data Plates, Decals and Aluminum peel and stick decals. Your choice **\$15**



#30 Air Seat Control Valve (fits Power Wagons & 39-47 2wd trucks equipped with air seat)




#31 Main Data Plate for 1958-71 Military issued Civilian W-or D-100/200/300/500




#32 WM300 Front Axle Warning — thin "peel & stick" aluminum — glove box doors



#33 WM300 Road Speed -- thin "peel & stick" aluminum -- glove box doors



#34 WM300, W-100/200/300/500 Flasher Emergency Warning — thin "peel & stick" aluminum



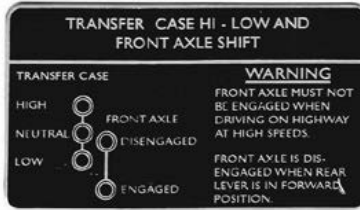
#35 Serial # I.D. tag most all 61-71 Civilian Dodges



#36 1957-1960 W-100/200/300 Single Lever Transfer Case Shift Pattern Decal



#37 W-100/200/300 Power Take Off — thin "peel & stick" aluminum



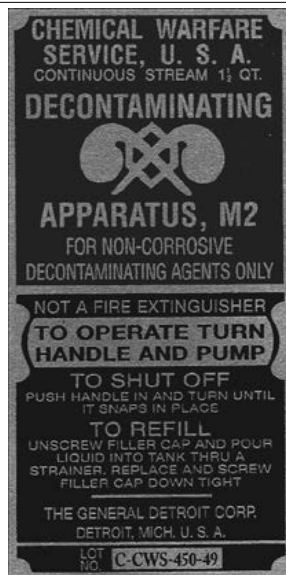
#38 1961-68 W-100/200/300 Dual Lever Transfer Case Shift Pattern — thin "peel & stick" aluminum



#39 WC 1/2 & WC 3/4 ton [early] Crankcase Breather Cap Decal




#40 WC 1/2 ton and civilian Air Cleaner Decal



#41 WWII Decontaminator Decal



#42 M37/43 Generator



#43 58-67 Civilian Truck Main I.D. Plate



#44 M37/M43 Ignition Switch



#45 WWII Red 6 volt Auto-Lite Generator




#46 WWII Red 6 volt Auto-Lite Voltage Regulator



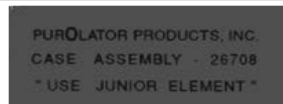
#47 WWII Green 12 volt Auto-Lite Generator [early]



#48 WWII Green 12 volt Auto-Lite Voltage Regulator



#49 M601/M615 Main I.D.



#50 Purolator Oil filter Decal, for Vehicle Type: B,C,E,F



#54 WWII Green 12 volt Auto-Lite Generator [late]

# GROUP 18: BODY

## DATA PLATES

Quality Aluminum Data Plates, Decals and Aluminum peel and stick decals. Your choice **\$15**



#55 Plymouth Trucks Main I.D.



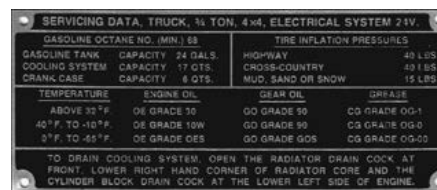
#52 Civilian 48-57 Dodge Trucks Main I.D.



#53 Civilian 39-47 Dodge Trucks Main I.D.



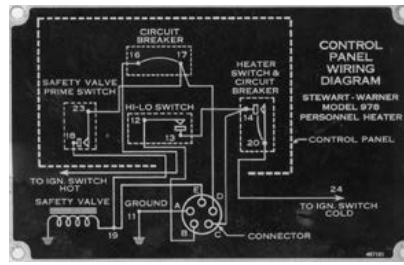
#57 Vintage Power Wagons Service Plate



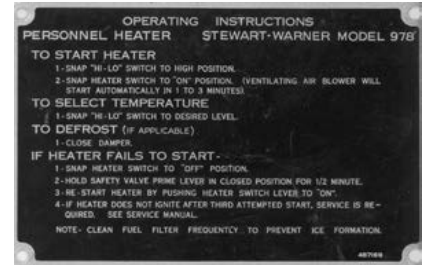
#26 M37/43 Servicing Data



#56 New Military Vehicle Rebuild Plate



#62 (Good Used) Stewart • Warner 978 Personnel Heater Control Panel Wiring Diagram



#63 (Good Used) Stewart • Warner 978 Personnel Heater Operating Instructions

VEHICLE	TRUCK 1 1/2 TON	6X6 PERSONNEL CARRIER
OVERALL LENGTH	224 3/4 INS.	224 3/4 INS.
OVERALL WIDTH	82 3/4 INS.	82 3/4 INS.
OVERALL HEIGHT	110 1/2 INS.	87 INS.
LOWEST OPERABLE HEIGHT	110 1/2 INS.	67 1/2 INS.
SHIPPING CUBIC	1189.28 CU. FT.	936.36 CU. FT.
SHIPPING TONNAGE	29.73 TONS	23.41 TONS

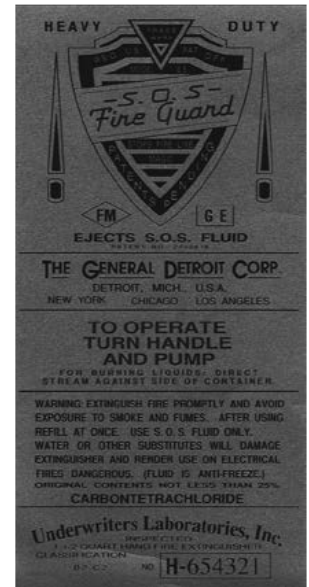
#65 WC62/63 Weight & Dimensions



#61 Power Wagon Caution Special Equipment



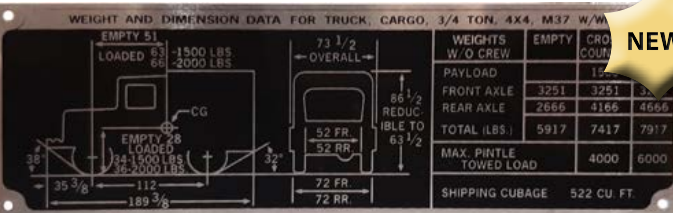
#64 978 Personnel Heater ON/OFF Instructions



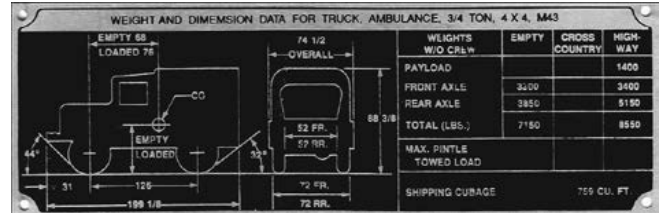
#51 Fire Extinguisher Decal




#59 WC54 3/4 ton Ambulance Body Plate



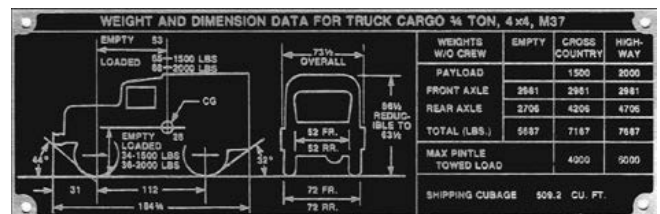
#67 M37 with Winch Weight & Dimensions



#28 M43 Ambulance Weight & Dimensions



#58 M37B1 with Winch Weight & Dimensions



#27 M37 Weight & Dimensions

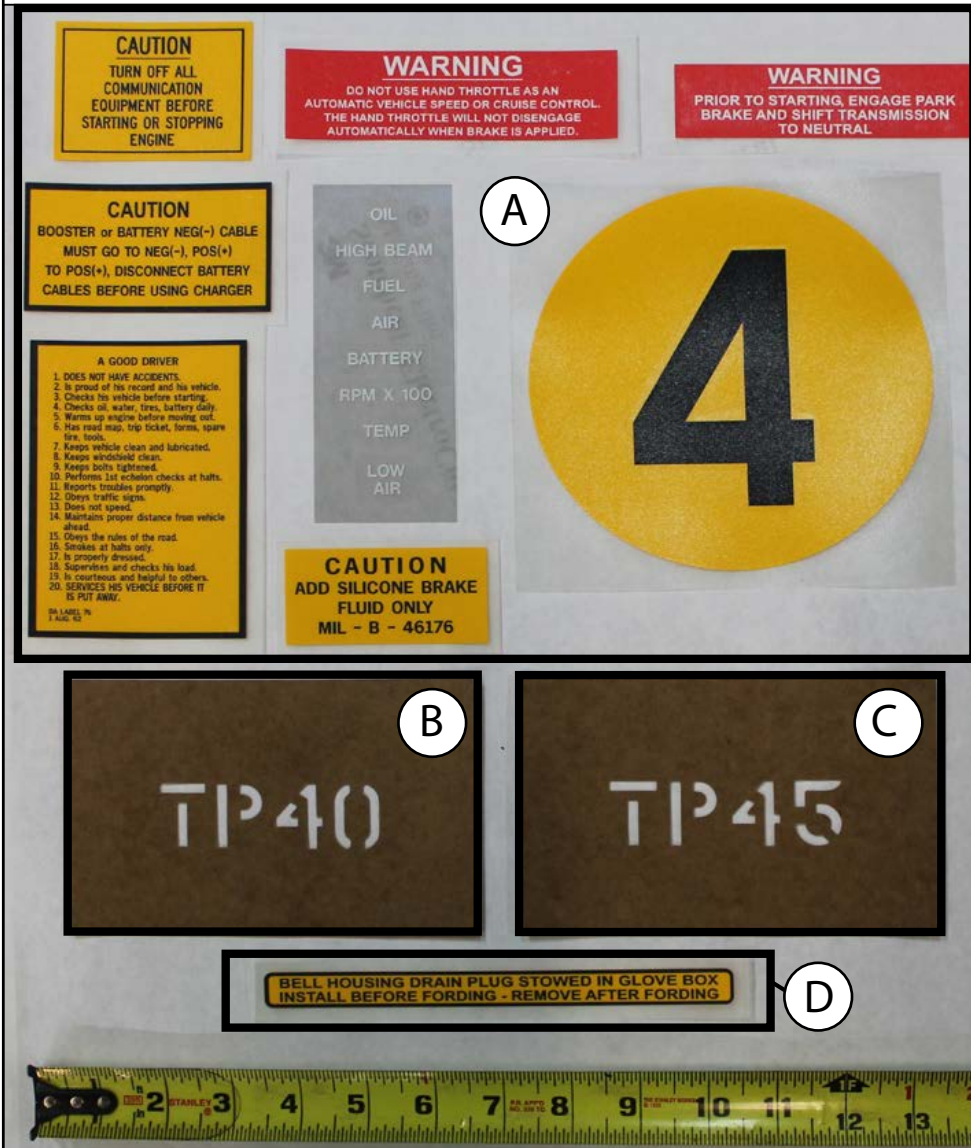


#25 M37/43 & M601 Shift Pattern & Road Speed



#60 M37B1 Main Data Plate

**Decals & Stencils**



**(A) M-37/M-43 Dash & Cab Dress-Up Detail Kit**

Vehicle Type: E,F

Item #DCDUK01 (8 piece) **\$28 DISCONTINUED**

**(B) Tire Pressure 40 PSI Stencil**

Vehicle Type: A,B,C

-Reusable Oil Board

Item #TP40OB **\$5 DISCONTINUED**

-Single Use Paint Mask

Item #TP40PM **\$4 CLOSEOUT!**

**(C) Tire Pressure 45 PSI Stencil**

Vehicle Type: E,F

-Reusable Oil Board

Item #TP45OB **\$7.50 CLOSEOUT!**

-Single Use Paint Mask

Item #TP45PM **\$4 CLOSEOUT!**

**(D) Fording Plug Decal**

Vehicle Type: E,F

Item #M37FPD **\$3.50 DISCONTINUED**


**The 33rd Annual Vintage Dodge Power Wagon Rally Dash Plate (2020)**

Our 2020 Rally had to be cancelled but you can still pick up this great design on this magnetic dash plate.

2" x 3.5" (Red & Green)




Item #2020-Dash-Plate **\$3 Each**



**New Reflector Paint Mask**

Vehicle Type: B,C,E,F

Part #NRPM01 **\$8 CLOSEOUT!**



**New Gauge Paint Mask**

Vehicle Type: (A T-215 only),B,C,E,F

Part #NGPM01 **\$8 CLOSEOUT!**



**New Late Composite Tail & Marker Light Paint Mask**

Vehicle Type: E,F

Part #NLCTMLPM01 **\$8 CLOSEOUT!**

# GROUP 18: BODY

## Reproduction Early WWII WC 1/2 Ton King Bee Red Reflector & Replacement Lens

(Marked "King Bee" and "Pat. Pend.")  
Vehicle Type: A (Correct for WC1-WC11)



•Reproduction Early WWII WC 1/2 Ton King Bee Reflector Assembly  
Part #CC599204-REF-A **\$30 Each**

•Reproduction Early WWII WC 1/2 Ton King Bee Reflector Replacement Lens  
Part #CC599204-REF-L **\$20 Each**

## New Reflector Assembly

(Each reflector consists of 3 pieces)  
Includes housing, lens & back.  
Vehicle Type: E,F

•Oval Bezel (Red)  
[ORD #506101]  
Part #CC921678-O **\$7.50**

•Oval Bezel (Amber)  
Part #CC1271743 **\$7.50**

•NOS Oval Bezel Only  
Part #CC1271743-B **\$4**

Vehicle Type: (A T-215 only),B,C  
Corcoran Brown brand with Round Bezel  
•Red Part #CC921678-R **\$13**

## New Muffler Tailpipe Extension Fording Kit Bracket



Attaches muffler extension to bed  
Vehicle Type: E,F  
[ORD #7965990] Part #7965990 **\$20**

## NOS Fording Kit Crankcase Vent Clamp


Vehicle Type: E,F  
Part #CC1274556 **\$10**

## NOS Fording Tailpipe Stowage Bracket Set



Includes Front & Rear Stowage Brackets  
Vehicle Type: E,F  
Part #CC1274767/ORD #7965999 **\$35/Set**

## NOS M-50 Machine Gun Leg Mounting Kit



Weathered with surface rust.  
Vehicle Type: C

Includes: Copy of installation manual (RBK-358), legs, all brkts except 929822 & clamp 929972. Bolts not included. (M-49 ring not included)

Part #M50LK  
**Limited Quantity \$250**

## New M49 Gun Mount Ring

(cradle assembly & carriage not included)

48" Diameter



Vehicle Type: C

(Also fits GMC 6x6, Ford M20 & various other armored and soft-skinned military vehicles)

Part #NM49R48 **\$995**

## Vehicle Paint



### 1 Military Vehicles 12 oz Spray Paint Cans

\*Colors available:

- #34052 Marine Corps Green - Flat
- #474 Green
- #500/503 Desert Sand
- #481 Light Coyote
- #480 Highland
- #479 Light Tan
- #478 Urban Tan
- #477 Black
- #476/498 Coyote
- #475 Khaki
- #502/504 Foliage Green
- #30277 Sand
- #30118 Field Drab
- #30099 Earth Brown
- #37875 Flat White

**CURRENTLY OUT OF STOCK:**

#34087 Olive Drab Lustreless (WWII)

#24087 Olive Drab Semi-Gloss (late M-37)

(Ground shipments only) Item #MV12SPC\* **\$6.75 each**

**OUR CAMO SPRAY PAINT LINE IS BEING DISCONTINUED BY THE MANUFACTURER. WE ARE LOOKING INTO NEW OPTIONS AND PLAN REPLACE THESE PAINTS. CONTACT US FOR UP-TO-DATE DETAILS & PRICING ON ALL CAMO SPRAY PAINT.**

### 2 Lustreless Blue-Drab Enamel 12 oz Spray Paint Can

(Ground shipments only) Item #LBDE12 **\$24 each**

### 3 Wrinkle Plus 11 oz Spray Paint Can

Black, durable texture coating (like the original used on WWII Voltage Regulators) that protects and last through temperatures up to 350° F.

(Ground shipments only) Item #WP11SPC **\$16 each**

### 4 High Performance Engine Enamel 12 oz Spray Paint Can

Protects and last through temperatures up to 500° F.

\*Colors available:

#583 - Steel Blast Gray, #575 - Dull Aluminum,

#513 - Satin Black, #570 - Universal Silver

(Ground shipments only) Item #HPEE12\* **\$7.50 each**

### 5 Military Vehicles 1 Gallon Paint Cans

\*Colors available:

#LWMODSG - 1944-57 Late WWII/Early M-37 Olive Drab Semi-Gloss

#24052 - Marine Corps Green Semi-Gloss

#34052 - Marine Corps Green - Flat

#24087 - Olive Drab Semi-Gloss (late M-37)

#34087 - Olive Drab Lustreless (WWII)

#ROP - Red Oxide Primer


Additional Hazmat Shipping Charges Apply. Call for Details.

(Ground Shipments only) Item #MV1GPC\* **\$88 each**

**or case of 4 for \$288**

## Miscellaneous Jeep Parts

# M715/M725 Jeep Parts



Some years ago, VPW purchased fourteen 40' cargo containers full of NOS M715 inventory, originally from the Toledo, Ohio factory.

Call us with your questions & needs.

Vehicle Type: J

Parts Inventory Includes:

Engine	Transmission	Wheels/Hubs	Winch	Bearings
Clutch	Transfer case	Steering	PTO	Fording Kits
Fuel	Propeller Shaft	Frame	Bumper/Guards	Misc. Parts
Exhaust	Front Axle	Springs/Shocks	Weatherstrip	Manuals
Cooling	Rear Axle	Hoods/Fenders		
Electrical	Brakes	Body		

**1-641-472-4665**

## How Do I Find The Braden Winch Part I Need?

We carry parts for 4 different winch types. If you know the model of winch, you'll find multiple sections for that winch model on the next 3 catalog pages. If you don't know your winch type, find your vehicle type with its ID letter in the right column of the chart. Match your vehicle's ID letter with the Braden Winch Model # in the left column.

Braden Winch Model #	Vehicle Types:
<b>MU</b>	<b>A.</b> 1941-42 WC ½ ton 4x4 Military
<b>MU-2</b>	<b>B.</b> 1942-45 WC ¾ ton 4x4 Military <b>C.</b> 1943-45 WC 1 ½ ton 6x6 Military <b>D.</b> 1945-71 1 ton 4x4 Civilian Power Wagon (flat fender only)
<b>LU-4</b>	<b>E.</b> 1951-68 M-37, M-37B1 & (variants) ¾ ton 4x4 Military <b>F.</b> 1951-68 Canadian M-37, M-37B1 & (variants) ¾ ton 4x4 Military <b>J.</b> 1967-69 Kaiser Jeep M715, M725 1 ¼ ton 4x4
<b>LU-2</b>	<b>G.</b> 1957-71 W100 ½ ton 4x4 or W200 ¾ ton 4x4 <b>H.</b> 1958-74 W300 1 ton 4x4

### All Winch Models



#### New Winch Hook & Chain Assembly

New style hook

Vehicle Type: ALL

Part #CC930382-HC **\$215**

#### New 150' Length 7/16" Winch Cable

Vehicle Type: ALL

Replaces CC1790163, CC1269419

Part #CC915852-C **\$469**



#### New Winch Cable Clevis [ORD #7071880]

Attaches easily to end of cable to install chain and hook assembly

Vehicle Type: ALL

Part #7071800N **\$129**

#### New Winch Cable Clamp Set

(3) extra heavy duty clamps with thimble, clamps chain assembly to cable

Vehicle Type: ALL



Part #WCCS01

#### Call for Availability \$35/Set

#### NOS Winch Cable Drum Retaining Ring [ORD #7412456]

[Braden #MU-139]

Vehicle Type: ALL

Part #CC926773 **\$33**



#### New Winch Sliding Clutch



[ORD #7374952]

[Braden #MU-141/M2-141]

Vehicle Type: ALL

Part #CC1273610, CC926759 **\$125**

#### New Winch Bearing Retainer Seal



[Braden #MU-149A/LU4-149A]

[ORD #7374957]

Vehicle Types: ALL

(2) required Part #CC926741, CC1273620 **\$15 ea**

#### New Aluminum Winch Bearing Retainer



[Braden #LU4-149]

Vehicle Type: E, F, G, H, J

Replaces Steel Retainer CC926746

#MU-149 for Vehicle Type: A, B, C, D

Part #CC1273598 **\$149**

#### New Winch Bearing Retainer Gasket

• 1/64" thick [Braden #MU-148G]

Vehicle types: ALL

Part #CC1392473 **\$2**

• 1/32" thick [Braden #MU-149G]

[ORD #5249623] Vehicle types: ALL

Part #CC926747 **\$2**

#### NOS Winch Safety Brake Band w/Lining



[ORD #7351201]

[Braden #MU-152-0]

Vehicle Types: ALL

Part #CC926760, CC926761 **SOLD OUT**

#### New Winch Safety Brake Band w/Lining



Imported (metal band is lighter duty)

[ORD #7351201]

[Braden #MU-152-0]

Vehicle Types: ALL

Part #CC926760-N, CC926761-N **\$15**

#### New Winch Safety Brake Drum Key



Vehicle Type: ALL

Part #CC124553, CC113782 **\$2**

#### New Winch Safety Brake Band Spring



[ORD #7412462]

Vehicle Type: ALL

[Braden #MU-156]

Part #CC926766 **\$4**

#### NOS Winch Safety Brake Drum



[Braden #MU-151]

Vehicle Type: ALL

[ORD #7412415] Part #CC926767 **\$85**

#### New Steel Winch Safety Brake Housing



[ORD #7374951]

[Braden #LU4-148/MU-248]

This part fits all 4 winch models, & replaces cast iron part CC926768 on MU series winches

Vehicle Types: ALL

Part #CC1273599 **\$220**

#### New Winch Worm Gear



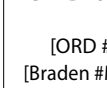
[ORD #7412418]

[Braden #MU2-01R/MU-144G]

Vehicle Type: ALL

Part #CC926774 **Call for Price**

#### New Bronze Worm Gear Key



[ORD #7412419] Vehicle Type: ALL

[Braden #MU-101A] Part #CC926675 **\$7**

#### New Winch Sliding Clutch Key



[ORD #7351200]

Vehicle Type: ALL

[Braden #MU-141A] Part #CC926772 **\$7**

#### New Winch Worm



[Braden #MU-100R]

[ORD #7412468]

slight surface rust

Vehicle Type: ALL

Part #CC926737 **\$245**

**Call for Availability**

#### New Winch Worm Shaft Key

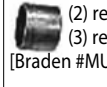


[Braden #MU-100A]

Vehicle Type: ALL

[ORD #7351199] Part #CC926743 **\$7**

#### NOS Winch Worm Housing or Cover Bushing



[ORD #7412403]

(2) required for MU & MU-2,

(3) required for LU-4

[Braden #MU-134B] (No hole for grease zerk)

Vehicle type: ALL

Part #CC926739 **\$22**

#### New Winch Worm Shaft Bearing Set



Vehicle Type: ALL

(Set 19-1) consists of:

**A.** x2 Cone Bearings CC924437 [ORD #705437]

**B.** x2 Bearing Races CC924438 [ORD #706845]

Part #WWBS19-1 (4) Piece Set **\$118**

**A.** New Winch Worm Shaft Cone Bearing

replaces CC924437 Part #CC927014 **\$36 ea**

**B.** New Winch Worm Shaft Bearing Race

replaces CC924438 Part #CC927013 **\$24 ea**

### MU, MU-2 & LU-4 Winch

#### NOS MU-2, MU & LU-4 Winch Shifter Fork Knob



[Braden #MU-143D]

[ORD #7412420]

Vehicle Type: A, B, C, D, E, F, J

Part #CC926753 **\$35**

#### NOS MU-2, MU & LU-4 Winch Clutch Shifter Handle Knob Shaft



[ORD #7412454]

[Braden #MU-143E]

Vehicle Type: A, B, C, D, E, F, J

Part #CC926754 **\$22**

#### New MU-2, MU & LU-4 Winch Clutch Shifter Handle Spring



[Braden #MU-143S]

Vehicle Type: A, B, C, D, E, F, J

[ORD #7412464] Part #CC926757 **\$7**

#### New MU-2, MU & LU-4 Winch Worm Shafts

• For 1/4" Shear Pin [Braden #MU-102]

Vehicle Type: A, (B, C early)

Part #CC926740 **\$49**

• For 5/16" Shear Pin [Braden #MU2-202]

Vehicle Type: (B, C late), D, E, F, J

[ORD #7378242] Part #CC1088210 **\$49**

#### NOS MU-2, MU & LU-4 Winch Shear Pin



• 1/4" Shear Pin [ORD #DH-W-1102-A]

Vehicle Type: A, (B, C early)

Part #CC915850 **\$2**

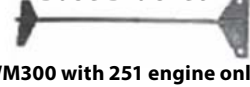
• 5/16" Shear Pin [ORD #7373760]

Vehicle Type: (B, C late), D, E, F, J

Part #CC1088178, CC1189423 **\$2**

### MU & MU-2 Winch

#### New MU-2 Winch Rear Base Bracket



WM300 with 251 engine only

Vehicle type: D 1961-71

Part #CC926782-WM **\$45**

# GROUP 19: WINCH

## Rebuilt Complete MU-2 Winch Assembly



Sandblasted and primed. Mounting brackets & cable guards included. New bearings, gaskets and seals. Specify year and model of truck for correct mounting brackets. Cable & chain not included, but available.

•Vehicle Type: B,C,(D 1946-60)  
[Braden #MU-008] Part #CC1088217  
**Call For Price & Availability**

•Vehicle Type: D 1961-71  
[Braden #MU-2-2] Part #CC2225690  
**Call For Price & Availability**

**Need your Winch rebuilt? We can help. Call us with your needs.**

## NOS MU-2 Winch Cable Drum Shaft

[Braden #MU2-136] Vehicle Type: B,C,D  
Part #CC926771 **\$75**

## New MU-2 & MU Winch Cable U-Bolt

[ORD #G121-0124394]  
Includes nuts — attaches cable to drum  
Vehicle Type: A,B,C,D  
Part #CC916342 **\$12**



## New MU-2 & MU Winch Canvas Cable Cover

Vehicle Type: A,B,C,D  
Part #WCCMU **\$60**



## Reproduction MU-2 Winch Cable Guide

• Left [Braden #MU2-284L]  
Vehicle Type: B,C,D  
Part #CC926749 **\$129**  
• Right [Braden #MU2-284R]  
Vehicle Type: B,C,D  
Part #CC926748 **\$129**



## New MU-2 Winch Cable Guide Spacer Bolt & Nut

[Braden #MU2-184B]  
Vehicle Type: B,C,D  
Part #CC926751 **\$15.50**



## New MU-2 Winch Cable Guide Spacer

Vehicle Type: B,C,D  
Part #CC926750 **\$5**



## New MU-2 Winch Base Front Angle

•Vehicle Type: B,C,D  
[Braden #MU2-146F] Part #CC926781 **\$79**

## New MU-2 Winch Starting Crank Support

[ORD #G121-0392751]  
Vehicle Type: A,B,C,(D-early)  
Part #CC599064 **\$15**



## New MU-2 Winch Base Rear Angle

No hump for engine hand crank  
Vehicle Type: B,C,(D except WM300)  
Part #CC926782 **\$45**



## New Early MU-2 Winch Shifter Fork Locating Bracket

[Braden #MU2-143C]  
Vehicle Type: B,C,(D-early)  
Part #CC926758 **\$20**



## New Late MU-2 Winch Shifter Fork Locating Bracket

WM300 w/251 engine  
Vehicle Type: D-late  
Part #CC926758-WM **\$20**



## New MU-2 Winch Cable Drum Shaft Bracket & Bushing

New bronze alloy. Stronger than original. Includes Bushing MU-133B  
[Braden #MU2-133-O] Vehicle Type: B,C,D  
Part #CC1088376 **\$485**



## NOS Winch Cable Drum Shaft Bracket Bushing

(1) required for MU & MU-2  
[Braden #MU-133B]  
(Has grease zerk hole)  
Vehicle type: B,C,D  
Part #CC926770 **\$22**



## New MU-2 Winch Shifter Fork Bracket

[Braden #MU2-143A]  
Vehicle Type: B,C,D  
Includes (2) coarse & (2) fine thread bolts  
Part #CC926755 **\$82**



## New MU Winch Clutch Shifter Fork

[Braden #MU-143]  
Vehicle Type: A  
Part #MU-143  
**Call For Price & Availability**



## NOS MU-2 Winch Clutch Fork

[Braden #MU2-143]  
Vehicle Type: B,C,D  
Part #CC926752 **\$110**



## NOS & New MU-2 Winch Clutch Fork Assembly

Sold as assembly only.


Assembly consists of:

- brake shoe with lining
- link pin
- shoe link assembly
- link spring
- clutch fork
- fork knob
- knob spring
- knob shaft



Vehicle Type: B,C,D  
Part #CC926752-A **\$260**

## New MU-2 & MU Winch Seal & Gasket Set



Note: These parts are sold as a set. (See below for items sold individually.)  
Set consists of:

- (2) Bearing retainer gaskets 1/64"
- (2) Bearing retainer gaskets 1/32"
- Worm housing cover gasket
- (2) Worm seals

Vehicle Type: A,B,C,D  
Part #CC996427 **\$41**

## MU-2 & MU Winch Seal & Gasket Set - Individual Items

- [Braden #MU-148G]  
Bearing retainer gasket 1/64"  
(2 required) Part #CC1392473 **\$2 ea**
- [Braden #MU-149G]  
Bearing retainer gasket 1/32"  
(2 required) Part #CC926747 **\$2 ea**
- [Braden #MU-144G]  
Worm housing cover gasket  
Part #CC926745 **\$4 ea**
- [Braden #MU-149A]  
Worm seal - (2 required)  
Part #CC926741 **\$15 ea**

## New MU-2 & MU Winch Clutch Fork Brake Shoe with Lining

[Braden #MU-131-O]  
-Lining CC926778  
-Shoe CC915815  
Vehicle Type: A,B,C,D Part #CC926776 **\$48**



## New MU-2 & MU Winch Clutch Fork Brake Shoe Lining

Vehicle Type: A,B,C,D  
[Braden MU-131-O] Part #CC926778 **\$3**

## New MU-2 & MU Winch Brake Shoe Link Spring

[Braden #A-143-S]  
Vehicle Type: A,B,C,D  
Part #CC926780 **\$5**



## NOS MU-2 & MU Winch Drag Brake Link

[Braden #MU-131L]  
Vehicle Type: A,B,C,D  
Part #CC926779 **\$32**



## New MU-2 & MU Drag Brake Link Pin

[Braden #MU-131B]  
Vehicle Type: A,B,C,D  
Part #CC583737 **\$4.25**



## New MU-2 & MU Winch Shifter Fork Pivot Pin

[Braden #MU-143B]  
Vehicle Type: A,B,C,D  
Part #CC926756 **\$8**



## New MU-2 Winch Caution Plate



[ORD #7768194]

Aluminum-dash mounted  
Vehicle Type: B,C Part #CC924645  
Dataplate #8 **\$15**

## New MU-2 Winch Shifter Fork Instruction Plate



Aluminum-winch mounted  
Vehicle Type: D  
Dataplate #17 **\$15**

## LU-4 Winch

### REBUILT LU-4 Braden Winch Assembly

[ORD #7728126]  
[Braden #LU4]



Vehicle Type: E,F,J  
Sandblasted and primed, all New bearings, gaskets and seals. Mounting brackets, cable and chain not included.  
Part #CC1268841

**Call For Price & Availability**

### USED LU-4 Winch Cable Drum Assembly

[Braden #LU4-135O]  
Includes hub bearings  
Vehicle Type: E,F,J  
Part #CC1273600 **\$125**  
**Call For Availability**



### NOS LU-4 Winch Worm Housing

(aluminum w/bushing)  
[Braden #LU4-134]  
Vehicle Type: E,F,J  
Part #CC1273595,CC1273594  
**Limited Quantity \$140**





**New LU-4 Winch Gasket & Seal Set**

Vehicle Type: E,F,J  
 Note: These parts are sold as a set. (See below for items sold individually.)



Set consists of:  
**a.** Cable drum seal  
**b.** Clutch shifter shaft seal  
**c.** Worm seal (2)  
**d.** Bearing retainer gasket 1/64" (2)  
**e.** Bearing retainer gasket 1/32" (2)  
**f.** Clutch housing seal  
**g.** Worm housing cover gasket  
 Part #LU4-GSS02 **\$91 set**

**New LU-4 Winch Gasket & Seal Set Individual Items**

- a. Cable Drum Seal**  
[Braden #LU4-135A] Part #CC1273619 **\$25**
- b. Clutch Shifter Shaft Seal**  
[Braden #LU4-143H] Part #CC1273621 **\$5**
- c. Worm Seal-2 reqd.** [Braden #LU4-149A] Part #CC1273620 **\$15 ea**
- d. Bearing Retainer Gasket 1/64"**  
[Braden#MU-148G]Part#CC1392473 **\$2ea**
- e. Bearing Retainer Gasket 1/32"-2 reqd.**  
[Braden#MU-149G]Part#CC926747 **\$2ea**
- f. Clutch Housing Seal**  
[Braden #LU4-133A] Part #CC1273622 **\$21**
- g. Worm Housing Cover Gasket**  
[Braden #LU4-144G] Part #CC1273617 **\$4**

**NOS LU-4 Clutch Indexing Plate**

Vehicle Type: E,F,J  
 [Braden #LU4-193C]  
 Part #CC1273614 **\$35**



**New LU-4 Winch to Bumper Bracket**

[ORD #7705773] Vehicle Type: E,F  
 Part #CC1269472 **\$30 ea**



**NOS LU-4 Winch to Frame Bracket**

[ORD #7705772]  
 Vehicle Type: E,F  
 2 required Part #CC1270712 **\$49 ea**



**New LU-4 Winch Spacing Housing Plate**

[Braden #LU4-184A]  
 Vehicle Type: E,F  
 Part #CC1273608 **\$35**



**New LU-4 Winch Cable Drum Hub Bushing**

[ORD #7413023]  
 [Braden #LU4-135B]  
 Vehicle Type: E,F,J  
 Part #CC1273603 **\$35**



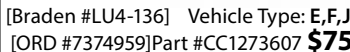
**New LU-4 Winch Canvas Cable Cover**

Vehicle Type: E,F,J  
 Part #WCCLU4 **\$60**



**NOS LU-4 Winch Cable Drum Shaft**

[Braden #LU4-136] Vehicle Type: E,F,J  
 [ORD #7374959]Part #CC1273607 **\$75**



**New LU-4 Winch Clutch Shifter Handle**

[Braden #LU4-143B]  
 Vehicle Type: E,F,J  
 Part #CC1273613  
**Call for Price & Availability**



**NOS LU-4 Winch Clutch Shift Fork**

[Braden #LU4-143]  
 [ORD #7374953] Vehicle Type: E,F,J  
 Part #CC1273611 **\$35**



**New LU-4 Winch Clutch Fork Shaft Key**

Vehicle Type: E,F,J  
 Part #CC103905 **\$2**



**New LU-4 Winch Clutch Shifter Shaft**

[ORD#7374958]  
 Vehicle Type: E,F,J  
 [Braden #LU-143A] Part #CC1273612 **\$49**



**New LU-4 Winch Caution Plate**

(Aluminum)  
 [ORD #7351187]  
 Vehicle Type: E,F  
 Part #CC1270662  
 Dataplate #29 **\$15**

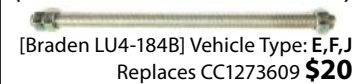
**LU-4 Winch Worm Housing Cover w/Bushing**

[Braden #LU4-144]  
 Vehicle Type: E,F,J  
 Part #CC1237596 **\$60**  
**Call For Availability**



**New LU-4 Winch Spacing Bar (full threaded bar. includes 3 nuts.)**

[Braden LU4-184B] Vehicle Type: E,F,J  
 Replaces CC1273609 **\$20**



**USED LU-4 Hanil Winch Assembly (Take-off)**

1960's Reproduction of the Braden LU-4. Specify Vehicle Type when ordering  
 Vehicle Type: (E,F will require original Dodge mounting brackets), (J includes 2 M-715 type top winch angle spacer plates).  
 [ORD#7728126] [Braden #LU4] Part #CC1268841-H **\$795**



**Electric Winches**

**New 12 & 24 Volt Electric Winches**



12,000 lb

**Great way for resto-mods & conversions to have winching capabilities without breaking the bank or spending hours on labor trying to adapt an original winch!**

Heavy Duty Wound Motors & rugged planetary gear sets. Featuring seals throughout the assembly to keep any and all contaminants outside of the unit. NO CHROME construction: stainless hardware, black zinc clutch handles, and anodized aluminum tie bars. Submersible solenoid with marine-grade connections at the Remote Control plug and socket.

**•New 12 Volt Electric Winch Includes mounting channel & roller fairlead.**  
 Part #N12VEW001 **\$799**

**•New 24 Volt Electric Winch Includes mounting channel & roller fairlead.**  
 Part #N24VEW002 **\$799**

**Quick Tip 13: Winch Information**  
 Your Braden Winch and what to check before using it.

Winch operation is potentially dangerous. If you are unfamiliar with how to use the winch, we suggest you read up on winch operation and/or get someone with winching experience to help you.

Ready to use your Braden Winch? The Braden Winch is a powerful tool and is generally overlooked when it comes to maintenance. For example, it is common to find that gear lube is low or non-existent. Many winches have been worked hard and only given attention when it was absolutely necessary. The list below will provide information on what you should check before you use your winch.

**Checking the winch:**

1. Check the winch **gearbox** for lube by removing the plug. Leaking seals and gaskets should be checked and replaced.
  2. Check the **cable** carefully for frayed areas. Just because the cable is covered in grease doesn't mean that the cable is in good condition. Make sure the cable is attached solidly to the drum and free of kinks.
  3. Check to see if your **cable chain** is properly attached with cable clamps and thimbles or the proper clevis. Make sure you have at least 3 clamps at the end of the cable if you are using clamps.
- Braden winches were designed to use 7/16" cable.

4. Check your **de-clutch lever**. Whether you have an internal or external type, the de-clutch lever should be able to engage or disengage the sliding clutch smoothly.
5. Check the **Power Take-Off shaft universal joints** for tightness and the general condition of the yokes. Grease as necessary.
6. Check your **shear pin** and make sure you have some extras on hand when you're using your winch. Bolts, especially grade 5 or 8, are not a good substitute for the shear pin, as the bolts are too hard. The shear pin is soft enough to break when the winch is overloaded. This ensures that there is no damage done to the internal components of the winch.
7. Check your **winch mounting brackets** and replace any that have been damaged by the cable. Also check for stressed or cracked brackets and undersize mounting bolts.
8. Remove the cover plate and check the wear on the **bronze winch worm gear**, and replace the gear if necessary. Excessively worn teeth can result in a complete winch failure. Disassembling and rebuilding your winch will save you time and money in the long run and will ensure the safe mechanical operation of your winch, when you most need it.

**Winch Lubrication**

Try substituting the 80/90-weight gear lube usually used in PTO winches with John Deere Corn Head Grease. Not only does this grease do a great job of lubricating the winch gears, its higher viscosity leaves no chance for dripping gear lube. (Corn Head grease also works well in steering boxes.)  
 Your Braden Winch is a great tool - take good care of it and it will most certainly take good care of you!

# GROUP 20: POWER TAKE-OFF

## Reconditioned NOS Power Take Off



Vehicle Type: B,C,(D 1946-50 - front output only)  
Part #CC924236 **\$475**

## PTO Drive Shaft End Plate



•NOS Vehicle Type: B,C Part #CC926157 **\$45**

•New Vehicle Type: E [ORD #7705786]  
Part #CC1193740 **\$55**

•New Vehicle Type: D 1956-71 with synchro. trans.  
Part #CC1668741 **\$65**

## NOS PTO Drive Shaft Oil Seal Retainer Plate



[ORD #7705786] Vehicle Type: D,E  
Part #CC1193740 **\$22.50**

## New Locking Winch Drive Shaft PTO Collar



Includes Standard Set Screw  
Vehicle Type: A,B,C,D,E,F  
[ORD #DH-4172] Part #CC1088378 **\$10**

## NOS PTO Shaft Locking Collar Screw



Vehicle Type: A,B,C,D,E,F  
[ORD #7351137] Part #CC1088377 **\$3.50**

## New Woodruff Winch Drive Shaft & PTO Shaft Key



(2) required  
Vehicle Type: A,B,C,D,E,F  
Part #CC271422 **\$3 Each**

## NOS PTO Sliding Gear



•Vehicle Type: D,E  
[ORD #7705756] Part #CC1190431 **\$45**  
•Vehicle Type: B,C  
Part #CC926149 **\$45**

## NOS PTO Idler Gear



[ORD #7374902]  
Vehicle Type: E  
Part #CC1270170 **\$45**

## NOS PTO Reverse Gear



[ORD #7351234]  
Vehicle Type: B,C,D,E  
Part #CC926146 **\$55**

## PTO Reverse Gear Shaft



•Vehicle Type: B,C,(D 1946-early 56)  
-New Part #CC926147 **\$45**  
•Vehicle Type: (D 1956[late]-71),E  
[ORD #7374905]  
-New Part #CC1270173 **\$55**

## NOS PTO Sliding Gear Drive Shaft




[ORD #7374906]  
Vehicle Type: E  
Part #CC1270169 **\$45**

## NOS PTO Idler Gear Shaft



Synchronized Transmissions only.  
Vehicle Type: (D 1956[late]-71),E  
[ORD #7374904] Part #CC1270171 **\$18**

## New PTO Shifter Shaft



Synchronized Transmissions only.  
Vehicle Type: D,E  
[ORD #7705755] Part #CC1193747 **\$75**

## NOS PTO Shifter Fork



[ORD #7705757]  
Synchronized Transmissions only.  
Vehicle Type: D,E  
Part #CC1190441 **\$45**

## New Universal Package PTO Drive Shaft Joint Kit



Vehicle Type: A,B,C,D,E,F  
Cross - CC928694, Caps - CC928695  
(2) required. Part #CC996426 **\$69**

## NOS PTO Universal Drive Shaft Front Joint Assy



For 1.125" Diameter Shaft  
Snap Ring Type [ORD #7744199]  
Vehicle Type: A,B,C,D,E,F  
Part #CC1263955, CC1088209 **\$149**

## NOS PTO Universal Drive Shaft Front Joint Assy



For 1.125" Diameter Shaft  
Early Bolt-on retainers Vehicle Type: A,B,C  
REPLACES CC1263955, CC1088209  
Part #CC915848 **\$149**

## New Winch Lever PTO Lock



(Early WC style) without spring works great on Civilian models  
Vehicle Type: B,C,(D 1946-[early]56)  
Part #CC1189834-E **\$30**

## NOS Winch Lever PTO Lock



[ORD #7374742] Vehicle Type: E,F  
Part #CC1278314 **\$30**

## NOS PTO Lower Shifting Lever



[ORD #7351269] Vehicle Type: E  
Part #CC1269863 **\$32**

## New PTO Upper Shifting Lever



[ORD #7351268] Vehicle Type: E  
Part #CC1273037 **\$25**

## NOS PTO Lever



Vehicle Type: B,C,(D 1946-[early]56)  
Part #CC924237 **\$20**

## New PTO Lever



Vehicle Type: D (1956[late]-71)  
Part #CC1668740 **\$60**

## REP Transmission Side Cover Plate



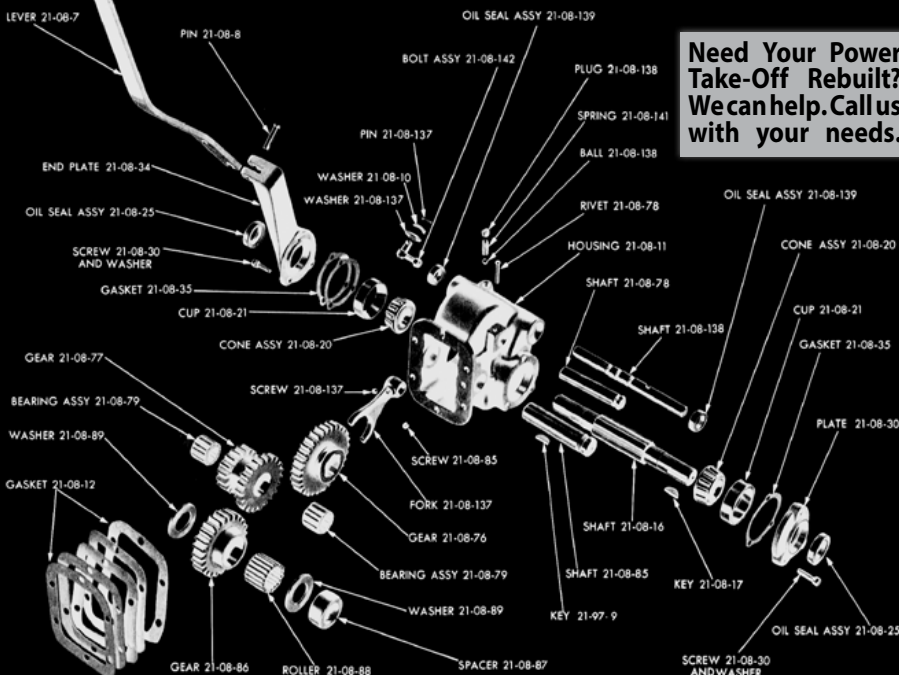
(PTO opening)  
Vehicle Type: ALL  
Part #CC556875 **\$12**

## New 1/4" PTO Spacer Plate



Adapts 51-56 PTO to earlier transmission  
Vehicle Type: B,C,(D 1946-50)  
Part #N14PTOS **\$95**

## Power Take-Off Assembly



Need Your Power Take-Off Rebuilt? We can help. Call us with your needs.

# GROUP 20: POWER TAKE-OFF



## New PTO Gasket & Seal Set

Vehicle Type: A  
Part #GSS01 **\$37**



## New PTO Gasket & Seal Set

Vehicle Type: B,C  
Part #GSS02 **\$35**



## New PTO Gasket & Seal Set

Vehicle Type: D  
Part #GSS03 **\$48**



## New PTO Gasket & Seal Set

Vehicle Type: E  
Part #GSS04 **\$36.50**

## New Gasket, PTO to Trans .010

Vehicle Type: ALL  
Part #CC916506 **\$1.50**



## New Gasket, PTO to Trans .020

Vehicle Type: ALL  
Replaces CC567500 Part #CC916875 **\$1.50**



## New Gasket, Drive Shaft Plate, PTO

New [ORD# 7351237] Minimum (4) reqd. for proper shims.  
Vehicle Type: A,B,C,D,E  
•0.010 Part #CC926158 **\$2**

## New PTO Drive Shaft Seal



• Vehicle Type: A (1) required  
Part # DH-2531 **\$12**



• Vehicle Type: B,C (1) required  
Part #CC926155 **\$11**



## New PTO Shift Rail Seal

(2) required. Vehicle Type: A,B,C,D,E  
[ORD #500012] Part # CC926162 **\$8.50**

**Bearing Prices Subject to Change.**

## New PTO Drive Shaft Bearing Front & Rear Cup & Cone Sets



Vehicle Type: A

•Front Set

Part #DH-4264 **\$46.50/set**

•Rear Set

Part #DH-6159 **\$51.50/set**



## New Reverse Idler Gear Bearing

[ORD #708224]

(2) required.

Vehicle Type: A,B,C,D,E  
Part #CC926148 **\$22**



## New PTO Bearing Sets

(Set 20-1)

Vehicle Type: A

Part # PTOBS20-1

(7) *piece Set* **\$223**



(Set 20-2)

Vehicle Type: B,C

Part # PTOBS20-2

(7) *piece Set* **\$218**



## New Idler Gear Bearing

Vehicle Type: A (1) required.

Part #DH-4136 **\$27**

Vehicle Type: B,C (1) required.

Part #CC926144 **\$22**



## New PTO Drive Shaft Bearing Cone

•Vehicle Type: B,C (2) required.  
Part #CC926152 **\$49**

•Vehicle Type: D,E (2) required.  
[ORD #7372672] Part #CC1193749 **\$60**



## New PTO Drive Shaft Bearing Cup

•Vehicle Type: B,C (2) required.

Part #CC698394 **\$20**

•Vehicle Type: D,E (2) required.

[ORD #706744]

Part #CC55584 **\$25**



## New PTO Bearing Set

For non-synchro

(Set 20-3)

Vehicle Type: D 1946-(early)56

Part # PTOBS20-3

(6) *Piece Set* + 18 *Needles* **\$246**

## New Bearing, Roller Set, Idler Gear PTO



(18) Rollers in set.

Vehicle Type: D 1946-[early]56 w/o

Synchronized Trans.

Part #CC1193744 **\$45**



## New PTO Bearing Set



- Synchronized Transmission.

(Set 20-4) Vehicle Type: (D 1956 [late]-71),E

Part # PTOBS20-4 (10) *Piece Set* **\$290**

## New PTO Idler Gear Bearing Cup



[ORD #707085]

Synchronized Trans only.

Vehicle Type: (D 1956 [late]-71),E

Part #CC1138728 **\$17**

## New PTO Idler Gear Bearing Cone



Synchronized Trans only.

Vehicle Type: (D 1956 [late]-71),E

[ORD #705369] Part #CC1270175 **\$38**



## New PTO Bearing Set

(Set 20-5)

Vehicle Type: (G,H 1957-68)

for NP201 transfer case mounted PTO.

Part #PTOBS20-5 (2) *Piece Set* **\$152**



## New Rear PTO Bearing

NP201 transfer case mounted PTO.

Vehicle Type: G,H

Part #CC1505652 **\$69**



## New Front PTO Bearing

NP201 transfer case mounted PTO.

Vehicle Type: G,H

Part #CC1633718 **\$69**

## New PTO to Winch Shaft Assembly with Hex Shaft and Yokes



Vehicle Type: A (218 & 230 engines require drilling winch worm shaft for 5/16" shear pin)

41-1/2" Shaft

Part #DH-6105-1 **\$295**

Vehicle Type: (D 1961-71 w/251 engine),F

40-13/16" Shaft

Part #CC2225699-A **\$295**

Vehicle Type: (B,C requires drilling winch worm shaft for 5/16" shear pin),(D 1946-60),E - 230 Engines

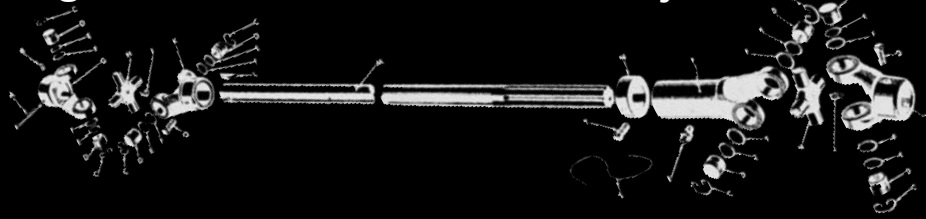
38-1/4" Shaft

Replaces ORD #7412471, ORD #8327974, CC1269385, CC1269409, CC921905, DH-4171B, DH-6105-7

Part #CC926150-A **\$295**

**NOS PTO to Winch Shaft (for 230 engines) Note: Splined Slip-Yokes not currently available (NOT SHOWN) Vehicle Type: B,C,(D 1946-56),E [ORD #8327974] Replaces CC1269385 Part #CC1193751 \$125**

## Original Power Take-Off Shaft Assembly View



# GROUP 21: BUMPERS, GUARDS

## New 1/2 Ton Non-Winch Front Bumper



Vehicle Type: A

Part #CC915853 **\$110**

## Non-Winch Front Bumper



Vehicle Type: B,C,D

•New Part #CC921483-N **\$469**  
•USED Part #CC921483-U **\$250**

## USED M-37/M-43 Front Bumper



Vehicle Type: E,F

[ORD #7374734] Part #CC1269292 **\$250**



## New Upper Front Bumper Bracket (Non-Winch)

Vehicle Type: A

•Right Part #CC915900 **\$20**  
•Left Part #CC915901 **\$20**



## New Lower Front Bumper Bracket (Non-Winch)

Vehicle Type: A

•Right Part #CC915902 **\$15**  
•Left Part #CC915903 **\$15**



## New Front Non-Winch Bumper Spacer

Vehicle Type: A


Part #CC915866 **\$1 ea**



## Upper Bumper Support Bracket

Vehicle Type: B,C,D

•New Right Replaces CC921486 Part #CC1090168 **\$30**  
•USED Right Replaces CC921486 Part #CC1090168-U **\$15**  
•New Left Replaces CC921487 Part #CC1090169 **\$30**  
•USED Left Replaces CC921487 Part #CC1090169-U **\$15**



## New Lower Winch Bumper Reinforcement Bracket

Vehicle Type: B,C,D

•Right Part #CC921484 **\$55**  
•Left Part #CC921485 **\$55**



## Non-Winch Lower Bumper Reinforcement Bracket

Vehicle Type: B,C,D

•New Right Part #CC923750 **\$40**  
•New Left Part #CC923751 **\$40**  
•USED Right Part #CC923750-U **\$20**  
•USED Left Part #CC923751-U **\$20**



## New Front Winch Bumpers

Vehicle Type: B,C,D

Right - CC921488, Left - CC921489 (Sold as pair only) Part #CC921488/489 **\$395/Pair**



## New Front License Plate Mounting Bracket

•Right Side Vehicle Type: B,C,D Part #CC1189389-R **\$15**  
•Left Side Vehicle Type: B,C,D Part #CC1189389-L **\$15**

## New Front Tow Hooks

All Tow Hooks have 1/2" rear mounting hole



•New Front Tow Hook - 1/2" mounting hole. (NO notch on front) Note: This Tow Hook can be used to make CC1189195 and CC920995) Vehicle Type: A Part #CC598379 **\$35**



•New Front Tow Hook - 1/2" front bolt mounting hole (with small 1/4" notch on front edge of hook) Vehicle Type: D,G (G-used on lower front frame on some military models) Part #CC1189195 **\$45**



•New Front Tow Hook - 5/8" front bolt mounting hole, notched for bumper & drilled recess for bumper bolt (For models WITHOUT winch) Vehicle Type: B,C Part #CC920763 **\$35**



•New Front Tow Hook - 5/8" front bolt mounting hole (No recess) (For models WITH winch) Vehicle Type: B,C Part #CC920995 **\$45**



## New Bumper to Frame/ Brackets DCPD Logo Bolt (Dodge, Chrysler, Plymouth, Desoto) 1/2" x 1 1/4" - fine thread

Vehicle Type: B,C,D Part #CC120424 **\$4.50 ea**



## USED Rear Bumperettes

Vehicle Type: D 1951-71

•Right Part #CC1274766 **\$75**  
•Left Part #CC1274765 **\$75**

Vehicle Type: E,F

•Right [ORD #7374727] Part #CC1268764 **\$75**  
•Left [ORD #7374726] Part #CC1268765 **\$75**


## Lower Front Bumper Bracket



Vehicle Type: E,F

•NOS Left [ORD #7374738] Part #CC1269389-NOS **\$20**  
•New Right [ORD #7374737] Part #CC1269388 **\$25**  
•New Left [ORD #7374738] Part #CC1269389 **\$25**  
•USED Right [ORD #7374737] Part #CC1269388-U **\$15**  
•USED Left [ORD #7374738] Part #CC1269389-U **\$15**

## Upper Front Bumper Bracket



Vehicle Type: E,F

•NOS Right [ORD #7374735] Part #CC1268378-NOS **\$20**  
•New Right [ORD #7374735] Part #CC1268378 **\$25**  
•New Left [ORD #7374736] Part #CC1268379 **\$25**  
•USED Right [ORD #7374735] Part #CC1268378-U **\$15**  
•USED Left [ORD #7374736] Part #CC1268379-U **\$15**

## Front Lifting Shackle Bracket



Vehicle Type: E,F

•New Heavy Duty, replaces earlier light duty bracket CC1268541 Part #CC1268541-HD-N **\$30**  
•USED Heavy Duty, replaces earlier light duty bracket CC1268541 Part #CC1268541-HD-U **\$20**  
•USED Light Duty [ORD #7705779] Part #CC1268541 **\$20**

## M-37 Rear Lifting Shackle Brackets



Vehicle Type: E,F

•NOS Right Part #CC1274770 **\$45**  
•NOS Left Part #CC1274771 **\$45**  
•USED Right Part #CC1274770-U **\$30**  
•USED Left Part #CC1274771-U **\$30**

## M-37 Lifting Shackle



[ORD #7373735]

Vehicle Type: E,F

•NOS Part #CC1268540 **\$27.50**  
•USED Part #CC1268540-U **SOLD OUT**

## New Lifting Shackle Pin



[ORD #7373736] (4 required)

Vehicle Type: E,F

Part #CC1268542 **\$7**



## New Front Lifting Shackle Bracket Spacer

[ORD #7705781]

Vehicle Type: E,F

Part #CC1268318 **\$9**

## New 1 Ton Flat Fender Non-Winch Lower Grille Guard



These new grilles were produced at a local metal fabrication shop that uses a CAD process. The outer frame was laser notched to give exact spacing for the bars.

Our once plentiful stock of used non-winch lower grille sections has been depleted, but we are lucky to have a local manufacturer working with us on producing these new lower Flat Fender Power Wagon grilles. We are pleased to announce that these are now available, but quantities are limited.

### New 1 Ton Flat Fender Power Wagon Non-Winch Lower Grille Guard

Vehicle Type: D (models without winch)  
Part #CC1095556-N **\$189**

## WC 3/4 & Flat Fender 1 Ton Power Wagon Grille Guard



Vehicle Type: (B,C late, winch model only),D  
(vertical bars welded on face of horizontal framework)

**Upper** - CC1095552 Replaces CC924142  
•USED Part #CC1095552-U **\$75**

Vehicle Type: D (models without winch only)

**Lower** - CC1095556  
•New Part #CC1095556-N **\$189**  
•USED Part #CC1095556-U **SOLD OUT**

## NOS/New Stamped Winch Frame Extension

Vehicle Type: E,F

•NOS Right  
Part #CC1268306



•New Left  
Part #CC1268307



Part #CC1268306-7S **\$195/pair**


## New WC 3/4 Ton Headlight Brush Guard

Vehicle Type: B,C

Early



Mid



Late



•Early Left (No B.O. Drive lamp) Part #CC924145

•Early/Mid Series Right Part #CC924144

•Mid Series Left (longer for B.O. Drive lamp)  
Part #CC926837

•Late Right (internal bars are moved to the front of the guard)  
Part #CC924148

•Late Left (internal bars are moved to the front of the guard. longer for B.O. lamp)  
Part #CC926841

**\$75 each side**

(Specify Type When Ordering)

## New Stamped 230 Winch Frame Extension

Vehicle Type: D 1946-60  
(Can also be used on non-winch B & C models)

•New Right  
Part #CC1189302



•New Left  
Part #CC1189303



Part #CC1189302-3S **\$170/pair**

## New 251 Stamped Winch Frame Extension

Vehicle Type: D 1961-71

•New Left  
Part #CC2225697



•New Right  
Part #CC2225696



Part #CC2225696-7S **\$180/pair**

## M-37/M-43 Headlight Guard



Vehicle Type: E,F

**NOS**  
•Left [ORD #7374739] Part #CC1276997  
•Right [ORD #7374732] Part #CC1276996  
**\$50 each**

**USED**  
•Left [ORD # 7374739] Part #CC1276997-U  
•Right [ORD #7374732] Part #CC1276996-U  
**\$35 each**

## M-Series Grille Guard



Vehicle Type: E,F

•USED Upper M37/M47 Grille Guard -  
[ORD#7374739] Part #CC1276992-U **\$40**

•NOS Upper M37/M47 Grille Guard -  
[ORD#7374739] Part #CC1276992 **\$60**

•USED Lower M37/M47 Grille Guard -  
[ORD#7374733] Part #CC1277133 **\$30**

## USED WC 1/2 Ton Grille/Headlight Guard



Vehicle Type: A

Part #CC915858 **\$225**

## NOS WC 3/4 Ton Late Headlight Brush Guard - Right Side



Vehicle Type: B,C  
(internal bars are moved to the front of the guard)  
Part #CC924148  
**\$65 each**



## Headlight Guard

Original accessory item

Vehicle Type: D & M601

•New Part #CC1276558 **\$45 Each**

•Used Part#CC1276558-U **\$25 Each**

# GROUP 22: MISC. UPHOLSTERY, CANVAS & ACCESSORIES

## New Firewall Pads



**Oversize Shipping Charges apply for all one-piece Firewall Pads\***

(\*For Vehicle Types A & D: No extra shipping charge when ordered with headliner.)

•Vehicle Type: A (Open or Closed Cab)

Includes Knockout for firewall junction block. (cardboard backing, black, paintable)

Part #CC903147 **\$95 TEMPORARILY DISCONTINUED**

•Vehicle Type: (B,C - Open Cab)(cardboard backing, black, paintable) Part #CC991378 **\$120**

•Vehicle Type: B - Closed Cab (cardboard backing, black, paintable) Part #CC991379 **\$120**

•Vehicle Type: D (felt Insulation backing, paintable) **Specify:** Black, Brown or Grey

**NOTE: No starter pedal hole due to variation in years.** Part #CC1095379, CC1278970, CC1786888 **\$95**

•Vehicle Type: E,F - 3 piece set (felt Insulation backing, black, paintable) Part #CC1279930, CC1279929, CC1278144 **\$95**

## New Firewall Pad/Dash Liner Fastener



Vehicle Type: A,B,C  
Replaces CC788361  
Part #CC738619-N **\$3.50 ea**

## New 6 Piece Headliner Kit

Vehicle Type: (A,D closed cab), 1939-47 2WD  
Includes all screws and fasteners.



**Specify:** Black, Brown or Grey (paintable)  
(Door & Kick Panels for 2WD models not included)  
**Free shipping on Firewall Pads when ordered with Headliner.**

**NOTE: This is an oversize item. Shipping cost may be \$200 or more for lower 48 states. Please inquire about shipping rates outside of US.**

- Brown - Part #PWHLBR **\$169 + shipping**
- Black - Part #PWHLBL **\$169 + shipping**
- Grey - Part #PWHLGR **\$169 + shipping**

**Canvas Tailgate Chain & Lazy Back Chain Covers can be found in Group 18: Body (Page 94)**

## New 4 Piece Side Arm Canvas Cover Set



Vehicle Type: (B,C early open cab except command car)  
**Includes:** (2) Right CC950910  
(2) Left CC950911  
Part #CC950910/11 **\$205**

## Canvas Seat Cover Sets



**New - Vehicle Type: (B,C open cab except command car)**  
**Includes:** (2) Bottom Part #CC991061,  
(2) Backs Part #CC930869/CC950785  
Part #WCOCSCS **\$235**

**New - Vehicle Type: (E,F open cab only)**  
**Includes:** (1) Drivers Bottom Part #CC1278056  
(1) Passenger Bottom Part #CC1278057  
(1) Drivers Back Part #CC1278060  
(1) Passenger Back Part #CC1278061

**-Rope & Grommet Type** Part #M37OCSCS-G **\$345**  
**-Hog Ring & Staple Type** Part #M37OCSCS-S **\$277**

**NOS Drivers Seat - Vehicle Type: E,F**  
**Includes:** (1) Drivers Bottom Part #CC1278056  
(1) Drivers Back Part #CC1278060  
**(NOS Canvas in good condition)** Part #M37OCDCSS **\$65**  
**-Drivers Bottom Only** Part #CC1278056 **\$30**

**NOS Front Seat Set - Vehicle Type: (E,F ambulance only)**  
**Includes:** (2) Bottom Part #CC1278056  
(2) Back Part #CC1278060  
**(NOS Canvas in good condition)** Part #M37CCAMBCS **\$130**

**We offer other Dodge Military Canvas Seat Covers. Special Order Only. Call for more information.**



## New Canvas Straps with Buckle

**Jerry Can (AKA "Jerrican" or "Jerrycan") Carrier Strap (1 piece)**  
•Vehicle Type: A,B,C Replaces 2 pc - Part #GCCS1P-WWII **\$40 ea**  
•Vehicle Type: E,F Replaces 2 pc - ORD #7064509, ORD #7064507, CC1276735, CC1236734 Part #GCCS1P-M37 **\$40 ea**

•**Canvas Cab Top Strap (windshield to cab bow)**  
Vehicle Type: E,F (2) required  
[ORD #7375409] Part #CC1279499 **\$50 each**

•**Pioneer Tool Kit Rack Straps**  
Vehicle Type: A,B,C - 1 Piece buckle  
Part #CC1395807-WW2 **\$12.50 each**

Vehicle Type: E,F - 2 Piece buckle [ORD #545560]  
Part #CC1395807-M **\$12.50 each**

•**Roof Bow Stowage Strap**  
Vehicle Type: E,F (2) required  
Part #CC1279926 **\$40 each**

•**First Aid Kit Strap**  
Vehicle Type: E,F (2) required  
[ORD #7705797] Part #CC1278150 **\$15 each**

## NOS Rear Cargo Safety Strap



(Very Limited Quantity)  
Adjustable 4' to 5' 6"  
Vehicle Type: A,E,F  
•Tan Part #CC919950-T **\$69 SOLD OUT**



## New Seat Side Safety Straps

Vehicle Type: (A,B,C open cab)  
New Complete Seat Side Safety Strap (NOS Clip) Part #CC991580 **\$65 ea**  
New Seat Side Safety Strap (No Clip) Part #CC991580-S **\$35 ea**  
NOS Seat Side Safety Clip (No Strap) Part #CC991580-C **\$30 ea**

## New Canvas Tops



Vehicle Type: E,F

•**Complete Canvas Cab Top Assembly w/Rear Zippered Window & Metal Inserts** [ORD #7707287  
Part #CC1277575 **\$475**

• **Canvas Rear Cargo Top (NO End Curtains)**  
[ORD #7707286] Part #CC1277562 **\$500**

•**Complete Matching Canvas Cab Top, Rear Canvas Cargo Top w/End Curtains**  
Part #CC1277575/CC1277562 **DISCONTINUED**

**We offer other Dodge Military Canvas Tops. Special Order Only. Call for more information.**

## New 2 Piece Vinyl Bench Seat Covers

•Vehicle Type: (A,D closed cab), 1939-47 2WD  
**Bottom Cover - Replaces:** CC873873, CC903128, CC921441, CC1197822, CC1278919, CC1396112, CC1396170, CC1396699, CC1399102, CC1399112, CC2827728

**Back Cover - Replaces:** CC875624, CC903129, CC921443, CC1197821, CC1278918, CC1396169, CC1396698, CC1399104, CC1399111, CC2827731, CC2827729

•**Black 2-Piece Vinyl Bench Seat Covers** Part #N2PBSC-BLK **\$149**  
•**Brown 2-Piece Vinyl Bench Seat Covers** Part #N2PBSC-BRN **\$149**  
•**Grey 2-Piece Vinyl Bench Seat Covers** Part #N2PBSC-GRY **\$149**

•Vehicle Type: (G,H 1961-71 w/o console)  
**Bottom Cover -** CC2905461, **Back Cover** CC2905460  
**-Black** Part N2PVBSGH-B **\$149**

**Other Colors & Materials are available. Special Order Only. Call for more information.**

## New Seat Padding

•**1 1/2" Memory Foam**  
-Vehicle Type: (A,D closed cab), 1939-47 2WD  
**Back or Bottom Cushion** Part #NSPMF01 **\$39 each**

-Vehicle Type: (A,B,C,D,E,F open cab bucket seat)  
**Bottom Cushion** Part #NSPMF02 **\$20 each**

-Vehicle Type: (A,D open cab bucket seat)  
**Back Cushion** Part #NSPMF03 **\$30 each**

-Vehicle Type: (B,C,E,F open cab bucket seat)  
**Back Cushion** Part #NSPMF04 **\$20 each**

-Vehicle Type: (E,F passenger bench seat)  
**Back Cushion** Part #NSPMF05 **\$30 each**

-Vehicle Type: (G,H 1961-71 w/o console)  
**Back Cushion** Part #NSPMF06 **\$49 each**

**Bottom Cushion** Part #NSPMF07 **\$49 each**

•**High Density Urethane 4" thick Foam Cushion**  
-Vehicle Type: (E,F passenger bench seat)  
**Bottom Cushion** Part #NSHDUF06 **\$115 each**

•**Polyester Batting**  
-Vehicle Type: ALL Part #NSPPB01 **\$4 per yard**

•**Burlap (Seat Spring Wrap)**  
-Vehicle Type: ALL Part #NSPB02 **\$7 per yard**

•**Rubberized Horse Hair Pad 1" thick x 2' wide**  
-Vehicle Type: ALL Part #NRHP01 **\$12 per foot**

Part #NRHP06 **6 foot length \$60**



## New Upholstery Hog Rings

Bag of (approx)100 Part CC741923 **\$10**



## New Seat Cushion Cover Clip

Part #CC708267 **\$1.50 ea**

## New Engine Starting Hand Crank



- Hand Crank - for models without winch Vehicle Type: A,B,C,D (too short for M37) Part #CC561973 **\$30**
- Hand Crank - for models with winch Vehicle Type: A,B,C,D,E,F (also used on non-winch M37 models) Part #CC598306 **\$47**

## New Water Distribution Tube Puller



For all Flathead 6 Engines (attaches to standard slide puller) Part #NTP211 **\$39**



**NOS Spark Plug Wrench** (handle not included)  
• Vehicle Type: A,B,C (Part of Original Tool Kit) Part #CC916184 **\$7.50**



• Vehicle Type: D,E,F (Part of Original Tool Kit) Part #CC658606 **\$7.50**



**New NP200/NP201 T-Case Flange Nut Socket** (1/2" drive)  
For 1 5/16" Nut Vehicle Type: C,D,E,F,G,H Part #T6DS4 **\$18**



**NOS Wheel Bearing Socket** 2 9/16" Adjusting Nut (6-Sided -3/4" drive.)  
Vehicle Type: H Part #WBNW002 **\$25**



**New Wheel Bearing Socket** 2 9/16" Adjusting Nut (8-Sided -3/4" drive.)  
Vehicle Type: A,B,C,D,E,F Part #CC916083 **\$49**

## New Power Brake Bleeder Kit

Includes fittings for both single line master cylinders.

NOTE: kit does not include 1-3/16" fitting for original "slope top" master cylinder but does include fitting for our New slope top master cylinder (CC920817)



Vehicle Type: A,B,C,D,E,F Part #832476 **\$159**



**New Master Cylinder Bleeder Adapter Plate**  
Will seal any single or dual master cylinder with a top opening of less than 6 1/2" x 4".  
Part #NMCBAP001 **\$69**



**New Drag Link End Plug Removal Tool**  
Vehicle Type: A,B,C,D,E,F Part #NDLEPRT001 **\$20**

## Wheel Wrench Breaker Bar Handle



Vehicle Type: A,B,C,D,E,F (fits lug wrench & original wheel bearing socket)  
Replaces CC924639 & CC525076

**New Wheel Wrench Breaker Bar** Part #CC924579 **\$25**  
**USED Wheel Wrench Breaker Bar** Part #CC924579-U **SOLD OUT**

## 1 1/2" Combat Wheel Wrench

• 1 1/2 x 1 1/16 Hex Vehicle Type: B,C  
-NOS Military Aftermarket Replacement



Part #CC924579-M **SOLD OUT**  
-Slightly Used (Part of Original Tool Kit)



Part #CC924579 **Call for Price & Availability**

## 1 1/2" Budd Lug Wrench

• 1 1/2" Hex & Square Inner Dual Lug Nuts  
Vehicle Type: A,D,E,F  
-NOS Military Aftermarket Replacement



Part #CC562500-M **\$35**  
-Slightly Used (Part of Original Tool Kit)



Part #CC562500 **Very Limited Quantity \$40**

## Pioneer Tool Rack



- NOS Early WWII Part #CC1094582 **\$100**
- New Late WWII & M37 [ORD #7346922] Part #CC1278565 **\$220**
- NOS Post-Korean War (fits M37) Part #CC1278565-NOS **\$135**

## New Pioneer Tools



1. Mattock w/handle Part #NPTRM01 **\$59**
2. Early WWII Shovel (Use with Pioneer Tool Rack CC1094582 only) Part #NPTRWW2S **\$69**
3. Late WWII & M37/M43 Shovel (Use with Pioneer Tool Rack CC1278565 only) Part #NPTRMS **\$110**
4. Axe Part #NPTRA004 **\$59**

## New Front Axle Bushing Puller



Vehicle Type: B,C,D,E,F  
Part #NBP47 **\$119**



**New Hog Ring Pliers**  
See previous page for Hog Rings  
Style may vary per availability Part #NHRPT001 **\$20**

## New Multi Meter



Part #EMM121 **\$29.95**

## New Test Light



(up to 28 volt)  
Part #IOWATL08 **\$23**



**NOS Bearing Grease Packer**  
Vehicle Type: ALL  
Part #NBGP001 **\$38**

## New Valve Spring Compressor Tool



Vehicle Type: ALL  
Part #NVSCT002 **\$48**



## New Crankshaft Pilot Bushing Puller

Vehicle Type: ALL  
Part #NCSBP003 **\$39**

## New Bearing Race & Seal Driver Set



Vehicle Type: ALL  
#1 - 1.565"; #2 - 1.750";  
#3 - 1.965"; #4 - 2.325";  
#5 - 2.470"; #6 - 2.555";  
#7 - 2.830"; #8 - 2.995";  
#9 - 3.180".  
Part #NBRSDS004 **\$79**

## New Clutch Plate Alignment Tool



Includes centering shaft, tapered clutch plate adapter with 1-1/4" maximum diameter, & 8 two-stepped pilot bearing adapters: 15.8/12 mm, 17/15 mm, 0.787/0.749", 0.874/0.812", 0.590/0.561", 0.624/0.614", 0.718/0.668", 1.18/0.984".

Vehicle Type: ALL  
Part #NCPAT001 **\$38**



**NOS Dana 44 Front Axle Bearing Remover & Installer**

Vehicle Type: G  
Part #ND44FABRI  
**Very Limited Quantity \$89**

## New Self Powered Timing Light



Powered by (2) D batteries (batteries not included)

Vehicle Type: ALL  
Part #NSPTL-DB2 **\$95**

# GROUP 24: WEATHERSTRIP & RUBBER

## New Open Cab Inner Windshield Weatherstrip "T-RUBBER"



-Vehicle Type: B,C,(D-M601)  
• 8' length - New Open Cab Inner Windshield Weatherstrip (replaces CC774095) Part #CC950885 **\$16**

-Vehicle Type: A  
• 13' length - New Open Cab Inner Windshield Weatherstrip Part #CC989037 **\$26**

-Vehicle Type: E,F  
• 12' length - New Open Cab Inner Windshield Weatherstrip (for both windshields) Part #CC1277733-NC **\$24**  
• Molded (3 sided) New Open Cab Inner Windshield Weatherstrip (for both windshields) Part #CC1277733 **\$59/pair**

## New Outer Windshield to Cowl Corner Side Weatherstrip



Vehicle Type: E,F  
[ORD #7374751]  
Part #CC1277669 **\$12 pair**

## New Outer Windshield To Cab Cowl Weatherstrip



•Vehicle Type: E,F [ORD #7005424]  
Part #CC1277668 **\$39**

•Vehicle Type: D (Open cab, flat face cowl models only & M601)  
Part #1R670 **\$55**

## New Windshield Frame to Cab Cowl Weatherstrip



•Early rubber Type  
Vehicle Type: (B,C open cab)  
Part #CC950905-R **\$42**



•Late canvas Type  
Vehicle Type: (B,C open cab)  
Part #CC950905-C **\$59**

## New 2 Piece Molded Windshield & Rear Window Weatherstrip

Includes lock bead Part #CC1547222, CC1304227 or CC1395317 as required



Vehicle Type: 1953(late)-54 2WD  
•Windshield for 1953(late)-54 Part #CC1397763 **\$95**

•Rear Window for 1953(late)-54  
Part #CC1397551 **\$80**

Vehicle Type: (E,F M-43 & M-152)  
•Rear Door Windows - 12' Length & (2) 72" lockbeads [ORD #7350340] Part #CC1395316 **4 Piece Set \$75**

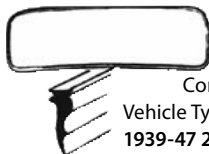
Vehicle Type: G,H  
•Windshield for 1955-60 & 55-66 Town Wagon/Panel, 1957-70 LCF Part #CC1561565 **\$85**

•Wrap-Around Rear Window for 1955-60, 1957-70 LCF Part #CC1561648 **\$180**

•Small Rear Window for 1955-60, 1957-70 LCF Part #CC1561517 **\$80**

•Rear Door Windows for Town Wagon/Panel 1955-66 12' Length and (2) 72" lockbeads Part #CC1397425 **4 Piece Set \$75**

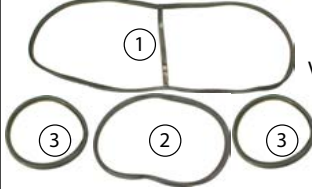
•Windshield for 1961-71 Part #CC2221545 **\$85**  
•Large Rear Window for 1961-71 Part #CC2220672 **\$70**  
•Small Rear Window 1961-71 Part #CC1783395 **\$65**



## New Windshield Weatherstrip

Continuous molded band  
Vehicle Type: (A,B closed cab),D,  
1939-47 2WD Part #CC797138 **\$40**

## 1948-53 2WD Windshield & Rear Window Glass Weatherstrip



Vehicle Type:  
1948-53 2WD

1. Windshield for 1948-53 Part #CC1097234 **\$85**

2. Rear Window (center) for 1948-(early)53 Part #CC1096608 **\$80**

3. Rear Corner Windows for 1948-(early)53 Part #CC1096609 **2 Piece Set \$75**

## New Rear Door Glass Seal



Vehicle Type: (A,B Carryall & Panel),  
1939-47 Carryall & Panel  
9' length Part #CC909694 **\$44**

## New Rear Door Glass Inside Molding



Vehicle Type: (A,B Ambulance only)  
9' 4" length does both doors  
Part #WWK 11185 **\$135 pair**

## New Rear Door Glass Seal



Vehicle Type: (A,B Ambulance only)  
9' 4" length does both doors  
Part #WWK 11191 **\$45 pair**

## New Rear Window Weatherstrip



6' length  
Vehicle Type: (A,D closed cab),1939-47 2WD  
Part #CC785390 **\$15**

## Door Glass Frame To Cab Top Weatherstrip

Surrounds door window glass frame (when window is in the up position). Attaches to Cab Top Weatherstrip Retainers CC1278258 & CC1278257. Complete sets listed below.

Replaces CC1278202, CC1278201, CC1278175, CC1278200, CC1278174 [ORD #7374828, 7005425, 7374827, 7005423, 7374826]

Channel widths vary. Measure your channels before ordering.

Vehicle Type: (E,F early)

•New Rubber - Single Lip (13/16" wide) 12' (for both sides) Part #DGFTCTW1LR **\$95**

•NOS Felt Coated Rubber - Single Lip (25/32" wide) Includes (7) CC1278175 [ORD #7374827] (2 pieces can be spliced together for top sections. Part #CC1278175-7 **\$35**

Vehicle Type: (E,F late)

•New Felt Coated Rubber - Double Lip (23/32" wide)-(2)6' sections (for both sides) Part #DGFTCTW2LR **\$42.50**

•New Felt Coated Rubber - Double Lip (23/32" wide)-(2)6' sections (for both sides) Part #DGFTCTW2LR **\$42.50**

## New Town Wagon Side Window Outer Frame Weatherstrip



Vehicle Type: G 1955-66 Town Wagon  
Includes (4) Continuous Pieces:  
(2) CC1563652, (2) CC1563653  
Part #CC1563652/1563653 **\$209**

## New Molded Wing Vent Rubber Weatherstrip



•Vehicle Type: (A,B Ambulance),D,1941-53 2WD  
Replaces: Right - CC909308, CC1096352,  
Left - CC909309, CC1096353  
Part #CC1097536/CC1097537 **\$119 pair**

•Vehicle Type: (G,H, 1955-60, 1955-66 Town Wagon/Panel),1957-70 LCF Part #CC1561140/CC1561141 **\$179 pair**

•Vehicle Type: (G,H, 1961-71) and 1961-71 2WD  
Replaces Right - CC2220138, Left - CC2220139  
Part #CC2221250/CC2221251 **\$189 pair**

**New Glass to Channel Setting Tape (1 1/2" wide)**  
Specify: 1/16" or 1/32" thickness  
Part #GCST2F **\$2 per foot**

**New Flexible Window Glass Channel (114" length does 2 doors)**  
Vehicle Type: (G,H pickup & crewcab)  
Part #CC1782965 **\$45**

**New Flexible Window Glass Channel Run**  
\*Mounts in upper & rear section of door, surrounds top & rear edge of glass or glass frame. Each pair requires (8) CC1561798 Channel Run Clips

\*Vehicle Type: (A,B,D closed cab), 1939-47 2WD  
•72" Chrome Edged Run Part #CC909269 **\$80 pair**  
•72" Black Run Part #CC785880 **\$105 pair**

\*Vehicle Type: (G,H 1955-60, 1955-66 Town Wagon/Panel),1957-70 LCF

•72" Chrome Edged Run Part # CC1561228-C **\$80 pair**  
•72" Black Run Part #CC1561228-B **\$105 pair**

\*Vehicle Type: (A,B Carryall-Body side window)  
•72" Black Run Part #CC909521 **Set of 4 \$210**  
Vehicle Type: G 1955-66 Town Wagon Only

•96" (1/2" wide) Black Run Sliding Side Window Surround Part #CC1563650/CC1563651 **Set of 4 \$220**

**New Wing Vent Division Bar Weatherstrip**  
•Vehicle Type: (A,B Ambulance),D,1941-53 2WD Part #CC909314/CC909284 **\$12 per door**  
•Vehicle Type: (G,H, 1961-71) and 1961-71 2WD Part #CC2501621 **\$39 per door**

**New Vertical Window Glass Channel**  
•Door Glass Vehicle Type: (A,B,D, 1939-47 2WD closed cab w/o wing vents) (2) 5/8" wide, 16" lengths for forward channels (rigid channel) Part #CC785878 **\$40/pair**

•Door Glass Vehicle Type: (A,B Ambulance), (D,1941-47 2WD w/wing vents) (2) 3/4" wide, 14 3/4" lengths for forward channels (rigid channel) Part #CC966487 **\$44/pair**

•Door Glass Vehicle Type: E,F (4) 3/4" wide, 20 1/2" lengths for forward & rear channels (rigid channel) [ORD #7374793] Part #CC1277639 (4) Required **\$21 ea**

•Door Glass Vehicle Type: (G,H 1955-60, 1955-66 Town Wagon/Panel),1957-70 LCF (2) 1/2" wide, 36" lengths (rigid channel) Part #CC1561523 **\$60/pair**



# GROUP 24: WEATHERSTRIP & RUBBER



## New Window Glass Channel Run Clip

Vehicle Type: (A,B,D closed cab),(G,H 1955-60, 1955-66 Town Wagon/Panel), 1939-47 2WD  
Replaces CC2363131, CC797944, CC6013060  
8 per cab required Part # CC1561798 **\$2 ea**



## New Window Glass Sweeps

Reversible chrome & black coated edges

1. Vehicle Type: A,D,1939-47 2WD  
24 1/2" - Outer-For 1 Piece Door Glass  
(sold as a pair for both doors)  
Includes 10 Glass Sweep Clips-CC844753  
Replaces CC785884, CC785885, CC1096167, CC1096168  
Part #NWGS1PCDG **\$31.50/pair**

2. Vehicle Type: (A,B Ambulance only),  
(D & 1939-47 2WD - Deluxe Cab)  
15 1/4" - Outer-For 2 Piece Wing Vent Door Glass  
(sold as a pair for both doors)  
Includes 6 Glass Sweep Clips-CC844753  
Replaces CC1096095, CC1096096  
Part #NWGS2PCDG **\$23/pair**

3. Vehicle Type: 1948-53 2WD  
27" - Outer For 1 Piece Door Glass  
(sold as a pair for both doors)  
Includes 10 Glass Sweep Clips-CC844753  
Replaces CC1097651, CC1097652  
Part #NWGSB27 **\$33/pair**

4. Vehicle Type: 1948-53 2WD  
16 3/8" - Outer For 2 Piece Door Glass  
(sold as a pair for both doors)  
Includes 6 Glass Sweep Clips-CC844753  
Replaces CC1097890, CC1097891  
Part #NWGSB1638 **\$24.50/pair**

5. Vehicle Type: E,F  
26 1/2" Inner & Outer - 4 Piece Set (for both doors)  
Includes 20 Glass Sweep Clips-CC844753  
[ORD #7374795] Part #CC1277644 **\$65/set**

6. Vehicle Type: (G,H, 1955-[early]58 Pickup, Town Wagon/Panel)-16 3/8" - Outer - 2 Piece Set (sold as a pair for both doors)  
Includes 8 Glass Sweep Clips-CC844753  
Part #CC1561229-2 **\$27/pair**

7. Vehicle Type: (G,H, 1958[late]-60, 1958[late]-66 Town Wagon/Panel)  
-16 3/8" - Inner & Outer - 4 Piece Set (for both doors)  
(Some 1959 & later models require 4 door glass sweeps, instead of pair.)  
Includes 16 Glass Sweep Clips-CC844753  
Part #CC1561229-4 **\$54/set**



## New Sweep & Lower Door Weatherstrip Clip

Vehicle Type: (A,B,D closed cab)  
Also Fits 1939-47 2WD

For attaching lower door weatherstrip and window glass sweeps  
Part #CC844753 **\$1.25 ea**



## New Rubber Window Glass Sweep Set

Vehicle Type: (G,H 1961-71)

Includes (2) outer CC2221228  
(1) inner CC1782762, (1) inner CC1782763

Part #CC2221228-S 4 Piece Set **\$45**



## New Door Glass Bumper

Mounts between door glass and inside of door.

•Vehicle Type: (A,B,D closed cab)  
(4) required on wing vent (for 2 doors),  
(6) required on non-wing vent (for 2 doors)  
Part #CC797913 **\$5 each**

•Vehicle Type: (G,H, 1955-[early]58 Pickup, Town Wagon/Panel)  
(4) required for 2 doors  
Replaces CC1397502, Part #CC797913 **\$5 each**

## New 3M Windshield Adhesive



10.5 oz  
Part #3MWA23 **\$24**

## New Rear Door Weatherstrip Sets



•Vehicle Type: (A,B Carryall & Panel)  
Replaces 18' Outer Weatherstrip: CC939045, CC939044, CC797218, CC797219,  
Replaces 4' Center Weatherstrip: CC939042, CC727220  
Part #NRDWSABCP **\$55**

•Vehicle Type: (A,B Ambulance)  
Replaces 19' Outer Weatherstrip: WWK11144, WWK11145  
Replaces 4' Center Weatherstrip: WWK11043  
Part #NRDWSABA **\$57.50**

•Vehicle Type: (A,B Command Car)  
Replaces 12' Center Weatherstrip: CC991353, CC991355  
Part #NRDWSABCC **\$30**

•Vehicle Type: (E,F M-43 & M-152)  
Replaces 16' Outer Weatherstrip: CC1395318, CC1395637  
Replaces 5' Center Weatherstrip: CC1395320  
Replaces 5' Lower Weatherstrip: CC1395322  
Part #NRDWSSEFM43 **\$60**

•Vehicle Type: (G 1955-66 Town Wagon/Panel)  
Replaces 17' Outer Weatherstrip: CC1560898  
Replaces 4' 6" Center Weatherstrip: CC1560899  
Part #NRDWSGTWP **\$52.50**



## New Lower Door Weatherstrip

Vehicle Type: E,F

•5' length - mounts on cab at bottom of front doors.  
[ORD #7374837] Part #CC1278282 **\$12**

•5' length - mounts on bottom of rear Ambulance doors.  
Part #CC1395322 **\$12**

## New Door Windlace/Weatherstrip

Vehicle Type: (A,B,D closed cab), 1939-47 2WD

**NEW STYLE!**

•Upper Door Weatherstrip (hard core, vinyl coated) 18' length - Mounts to cab for both doors Part #CC844575 **\$72 pair**


•Lower Door Weatherstrip (white soft core) 5' 6" length - Mounts on bottom of doors, includes (20) CC844753 clips. Part #CC785815 **\$40 pair**

## •New Colored Cloth Covered Windlace

Special Order Only. Call for current color list.  
Part #NCCCWL450 **\$4.50 per foot**



## New Front Door Weatherstrip Sets



Lengths listed below are for 2 doors.

•Vehicle Type: E,F (#3) - 12' length - to be cut into 4 pieces (2 pieces per door), mounts on outer edge of door. Note: does not cover bottom of door.

(#5) - 5' length mounts on cab at bottom of front door  
Replaces CC1278282, [ORD #7375407]  
Part #CC1277641 **\$42/set**

•Vehicle Type: (G,H 1955-58 Pickup, Town Wagon/Panel) (#3) - 18' length mounts on outer edge on upper portion of door

(#5) - Two 5' lengths mount on rocker panel  
(#6) - 6' length mounts below top hinge on front vertical portion of door

Replaces Part #CC1563537, CC1563536, (2) CC1560655, (2)CC1561229 Part #CC1563537-60 **\$89/set**

•Vehicle Type: (G,H 1959-60 Pickup, 1959-66 Town Wagon & Town Panel) (Some models may differ)  
(#1) - 3' length mounts on cab hinge pillar  
(#3) - 18' length mounts on outer edge on upper portion of door

(#4) - 8' 6" length mounts on lower door parallel to floor pan

(#6) - 6' length mounts below top hinge on front vertical portion of door

Replaces CC1563537, CC1563536, (1) CC1781593, (1) CC1781594, (2)CC1561229, (2) Cab Hinge Pillar Weatherstrip  
Part #CC1563537-66 **\$99/set**

•Vehicle Type: (G,H, 1961-71) and 1961-71 2WD  
(#2) Two pieces with glued corners  
Replaces Part #CC1783136 **\$79/set**

## New Specialty Inner & Outer Fender Welting

Lengths listed below do both sides

Vehicle Type: (A,B - Ambulance Only)

•Rear Outer Fender Welting  
10' Length

Replaces Part #WWK 9676-10 **\$59**

Vehicle Type: (G,H 1961-71)  
•Front Inner Fender & A-Pillar Welting  
10' Length  
Replaces Part #WWK 9676-10 **\$59**

Vehicle Type: (A - Ambulance Only)

•Rear Inner Fender Welting 7' Length  
Replaces Part #WWK 9676-7 **\$48**

Vehicle Type: (B - Ambulance Only)

•Rear Inner Fender Welting 9' Length  
Replaces Part #WWK 9676-9 **\$62**

## New Cowl Vent Weatherstrip



Vehicle Type: 1939-47 2WD, (A,B closed cab), D, (B,C open cab & WC64 KD Ambulance), E, F, (G, H 1955-60, 1955-66 Town Wagon/Panel)  
Replaces CC950548 (B&C), CC1275617 (E&F), CC1397083 (G&H)

**New Cowl Vent Weatherstrip** Part #CC785609 **\$10**

## New 3M Weatherstrip Adhesive



firmly bonds gaskets, seals & weatherstrip

5.5 oz - Part #3MWSA22 **\$14.50**

# GROUP 24: WEATHERSTRIP & RUBBER



## New Roof Panel Locking Weatherstrip

Vehicle Type: (A,B,1939-47 2WD Panel & Carryall)  
21' length - locks cloth top to roof.  
Part #CC797048 **\$60**



## New Front Fender Welt

Vehicle Type: B,C  
(2) 21" Canvas lengths, includes (12) split rivet fasteners  
Part #CC925750-WW2 **\$13/pair**



Vehicle Type: D  
42" Rubber length (for both sides)- Attaches to front fender between fender & cab cowl. Includes (12) split rivet fasteners.

NEW STYLE!

Part #CC1095438 **\$24/pair**



## New Rubber Fender Welting

Vehicle Type: A  
-Front Fender To Cab - 52" length does both fenders  
Part #CC915506/CC915507 **\$37.50**



## New Vinyl Rear Fender Welt

Vehicle Type: A,B,C,D,E,F,1948-53 2WD  
12' - For both rear fenders.  
Replaces CC356513, CC967658  
Part #CC1277475 **\$23**

Vehicle Type: (A Carryall),(G,H 1954-80, 1939-47 2WD  
16' - For both rear fenders.  
Replaces CC356513  
Part #CC1398694 **\$31**



## New 2WD Front Fender Welting

(2) 48" pieces for both sides  
Vehicle Type: 1939-53 2WD  
Part #CC1097571 **\$30**



## New Front Fender to Body Welting Rubber

Vehicle Type: E,F  
For sections between hood side panel to front fender & cab cowl to front fender.

10' 4" length covers all 4 pieces for both fenders.  
Replaces CC1278093, CC1278025, CC1278024,  
ORD #7375405, ORD #7375406

Part #CC1397800 **\$42 set**

## New Front Fender to Body Welt Split Rivets (12 to 20 required)

Part #FF2BW-RIV **\$0.35 ea**



## New Cab/Radiator Cowl Hood Lace

Vehicle Type: A,B,C,D  
Includes (12) split rivets CC113194 and (12) drive nails CC898621

Part #CC747877-11 **\$35**

Vehicle Type: 1939-47 2WD  
Includes (14) split rivets CC113194 and (12) drive nails CC898621

Part #CC747877-12 **\$38**

Vehicle Type: E,F,1948-53 2WD  
Includes (12) drive nails CC898621  
Part #CC1244408 **\$20**

## New Drain Hose

-Battery Tray Drain Hose  
Vehicle Type: B,C,D,E,F,G,H

-Cowl Vent Drain Hose  
Vehicle Type: A,B,C,D,E,F

-Side Window Drain Hose  
Vehicle Type: (A,B Carryall),(G 1955-66 Town Wagon)  
Part #CC785785 **\$2 per foot**



## New Ribbed Pattern Rubber Rear Floor Matting

Vehicle Type: (A,B Command Car only)  
Requires (2) 36" wide, 108" lengths to be seamed in the center

Covers rear floor of all Command Cars  
Part #CC991176 **DICONTINUED**

## New Pyramid Pattern Rubber Cab Floor Matting

(trim to fit your cab)

-36" x 60" Vehicle Type: A,(B closed cab)  
Replaces CC844581, CC909397, CC909398, CC920792, CC922103, CC991715  
Part #CC797912 **\$75**

-36" x 42" Vehicle Type: D  
(for right & left floor pans)  
Does not cover transmission floor pan.  
Replaces 1 piece floor mat CC1669116.  
Part #CC1095998/CC1095997 **\$52.50**

-By The Foot (36" x 12" = 1 foot)  
Part#PCFMBTF **\$15 per foot**



## REP T-Case/Transmission Cover Draft Pad

Leather cow hide  
black or brown  
Vehicle Type: B

Rep T-Case Trans Draft Pad w/o winch (No PTO Lever Hole)

-Black Part #CC966650-BK **\$35**

-Brown Part #CC966650-BR **\$35**

Rep T-Case Trans Draft Pad with winch (with PTO Lever Hole)

-Brown Part #CC966622-BR **\$35**

## REP T-Case/Transmission Cover Draft Pad (No PTO Lever Hole)

Leather cow hide  
black or brown

Vehicle Type:  
D-1946-(Early)56,C

Part #CC930860 **\$42**

## REP T-Case/NP420 Transmission Cover Draft Pad (No PTO Lever Hole)

Leather cow hide  
black or brown

Vehicle Type:  
D 1956[late]-71

Part #CC930860-L **\$45**



## NOS M-Series 2-Speed T-Case/ E-Brake Lever Draft Pad with Retainer

Vehicle Type E,F  
Part #CC1278889 **\$45**



## New Gear Shift Lever Weatherseal

Vehicle Type: E,F

[ORD #707278] Part #CC1278001 **\$14.50**

## Transmission Shift Lever Dust Covers



-NOS Canadian Type

(Fully Covers Top of Transmission Tower)

Vehicle Type: (D 1956 & later),F

FSN: 2520-21-104-4223

Replaces Part #CC1666553 **\$14.50**



-New Vehicle Type: A,B,C,D,E

Part #CC317448 **\$14.50**



## New Accelerator Pedal Rod Weatherseal

Vehicle Type: D 1946-(early)52

Part #CC1095999 **\$15**



## NOS M-37 Accelerator Pedal Rod Weatherseal

Vehicle Type: E,F

[ORD #7706205] Part #CC1278131 **\$5**



## New PTO Lever Weatherseal

Vehicle Type: E,F

ORD #7707280 Part#CC1278066 **\$24**



## NOS Clutch or Brake Pedal Draft Pad

Vehicle Type: A,E,F, 1939-47 2WD

Part #CC899473 **\$25 pair**



## New Clutch or Brake Pedal Draft Pad

laminated leather.

Vehicle Type: B,C,D

Part #CC991077 **\$10 pair**



## New W Series Clutch Boot

-225/318 engines 1961-68 Vehicle Type: G,H

Part #CC1927348 **\$25**



## New Firewall Body Cable Harness Grommet

(2) required. Vehicle Type: E,F

Part #CC1271710 **\$24 each**



## New Control Tube Dash Grommets

Vehicle Type: A, 1939-47 2WD  
3 hole Part #CC697717 **\$16.50**



Vehicle Type: (B,C early)  
4 hole Part #CC921256 **\$18**



Vehicle Type: E,F [ORD #7005432]  
2 hole Part #CC1271722 **\$16.50**

## New Leather Steering Column Weatherseal

Vehicle Type: B,C,D

Specify: brown or black

Part #CC1095379-L **\$12**



## NOS Steering Column Collar

Vehicle Type: E,F

[ORD #7374803] Part #CC1270690 **\$7**

# GROUP 24: WEATHERSTRIP & RUBBER

## New Steering Column Clamp Insulator

- Rubber Type:**  
 Vehicle Type: B,C,D Part #CC950707 **\$10**  
 Vehicle Type: A,E,F Part #CC705360 **\$10**
- Felt Type** (Correct for WWII Vehicle Types: B,C. Can replace vehicle type D)  
 -Vehicle Type: B,C,D Part #CC950707-FLT **\$12**

## New WWII WC 1/2 Ton Accelerator Pedal

- NEW 2020 DESIGN!**  
 Rubber Coated  
 Vehicle Type: A Part #CC797919 **\$28**

## NOS Rubber Starter Pedal Pad

- [ORD #7351198]  
 FSN: 2540-732-9630  
 Vehicle Type: (D 1951-early)56,E,F  
 Part #CC699482 **\$9**

## New Clutch/Brake Pedal Cover Pad Set

- Vehicle Type: A,B,C,D,1939-53 2WD  
 Part #CC1272605 **\$25 pair**

## New 1961-68 W-Series Fuel Pedal

- Late Style-Rubber Coated  
 Vehicle Type: G,H  
 CC2843622-LN **\$85**

## New 1961-68 W-Series Fuel Pedal

- Early Style-Rubber Coated  
 Vehicle Type: G,H  
 CC2843622-DT **\$85**

## New W-Series Clutch & Brake Pedal Cover Pad

- Vehicle Type: G,H  
 Early Style (Small Pedal 3 1/2" x 2")  
 Part #CC1731228-DT **\$28 each**

## New W-Series Clutch & Brake Pedal Cover Pad

- Vehicle Type: G,H  
 Late Style (Small Pedal 3 1/2" x 2")  
 Part #CC1731228-LN **\$28 each**

## New Glove Box Door Bumper

- Vehicle Type: ALL  
 Part #CC755675 **\$3 pair**

## New Front Shield To Running Board Bumper Set (4 piece)

- Vehicle Type: A  
 Part #CC755675 **\$6 set**

## New Door Bumpers

- Vehicle Type: (A,B,D closed cab),1939-47 2WD  
 (4) required Part #CC399526 **\$7.50 each**

## New Door Bumper Screw / Outside Door Handle Mounting Screw

- Vehicle Type: A,B,C,D,E,F 1939-55 2WD  
 Replaces CC156963 Part #CC134289 **\$1 each**

## New Door Bumper Tapping Plate

- Vehicle Type: (A,B,D closed cab),1939-47 2WD  
 (4) required Part #CC326210 **\$6 each**

## New Civilian Power Wagon & 2WD Hood Side Bumper

- Vehicle Type: B,C,(D 1946-71),1932-47 2WD  
 Replaces CC589763, CC925272  
 Part #CC920986 **\$18 each**

## New 1/2 Ton Hood Side Bumper

- (Front Fender to Frame Splash Shield Hood Bumper) Vehicle Type: A  
 Part #CC915683 **\$18 each**

## New Hood Corner Protectors

- Replaces CC450597 (rear)  
 Vehicle Type: A,(D-rear only),1939-47 2WD  
 -New Front & Rear Slip-on Type Hood Corner Protectors  
 Part #CC466130-SLIP-ON **\$5.00 ea**  
 -New Front & Rear Rivet Type Hood Corner Protectors  
 Part #CC466130-RIVET **\$11.75 ea**

## New Hood to Windshield Bracket Pad

- Vehicle Type: (B,C open cab only)  
 Part #CC966684 **\$10 pair**

## New Round M37/M43 Hood Rest Bumper

- Vehicle Type: E,F [ORD #7705775]  
 Part #CC1277586 **\$14 pair**

## NOS Hood Support Rod Rubber Bumper

- Vehicle Type: A,E,F,1939-47 2WD  
 Part #CC844679 **\$8 pair**

## New Hood Bumper

- (2 required)  
 Vehicle Type: E,F  
 -Hood to Windshield Part #CC1199902 **\$7.25 ea**  
 Vehicle Type: G,H 1955-57 & 1955-57 Town Wagon & Town Panel (must reduce thickness to 1/4")  
 -Rear Hood to Cab Part #CC1199902 **\$7.25 ea**

## New Hood Bumper Set

- Vehicle Type: (G,H 1958-60, 1958-66 Town Wagon/Panel)  
 Includes: (2) CC6010155, (6) CC1624079, (2) CC1199902  
 Part #NHBSGHTWTP **\$47.50**

## New Hood Bumper

- Vehicle Type: (G,H 1961-71 Pickup)  
 (4) Required Part #CC2220269 **\$7 each**

## Bed To Frame Hold Down Pad (round with nipple)

- New 1/4" thick [ORD #7994541]  
 Vehicle Type: (A Carryall),B,C,D,E,F  
 (4-8 required) Part #CC890241 **\$6 each**
- New 3/8" thick  
 Vehicle Type: ALL  
 (use as required) Part #BTFHDP38 **\$7 each**
- NOS 7/16" thick  
 Vehicle Type: ALL  
 (use as required) Part #BTFHDP716 **SOLD OUT**
- NOS 1/2" thick  
 Vehicle Type: E,F  
 (2-4 required) Part #CC1275196 **\$4 each**
- New 3/4" thick  
 Vehicle Type: D  
 (4 required) Part #CC1560874 **\$15 each**

## Bed To Frame Hold Down Bolt Pad (square with hole)

- \*NOTE: Pads may differ from image per availability
- New 1/4" (2-6 required) Vehicle Type: ALL  
 replaces CC890246 CC991723 Part #CC1277997 **\$4 each**
  - New 1/2" (two 1/4" pads are used in place of the 1/2") Vehicle Type: E,F  
 (2-4 required) Part #CC1275197 **\$8 each**
  - New 3/4" thick  
 Vehicle Type: D  
 (4 required) Part #BTFHDBP34 **\$9 each**

## NOS 24 Volt Horn Button Cover

- Vehicle Type: E,F  
 [ORD #7413017] Part #CC1273411 **\$5**

## New Parking Lamp Mounting Pad

- Vehicle Type: (D - WDX & B1 only),  
 Also Fits 1939-47 2WD  
 Part #CC599982 **\$24 pair**

## New Taillight to Body Seal

- For 1/2 ton Command Car rear body  
 Vehicle Type: A  
 Part #CC919873-S **Call for Price & Availability**

## New Gas Tank Filler Neck Grommet

- Vehicle Type: D 1951-71  
 Part #CC1135063 **\$20**
- Vehicle Type: (G, H 1961-73 w/tank behind drivers seat in cab) Part #CC2221771 **\$49**
- Vehicle Type: (G,H 1957-60 2WD only)  
 Part #CC1396310 **\$55**

## REP Fuel Filler Neck Hole Cover

- Vehicle Type: B - Command Car & Amb  
 Part #CC950778 **\$24 ea**

## New Bed Side Exhaust Bracket Insulator

- Vehicle Type: 1977-80 Little Red Express & Warlock  
 (4) Required Part #CC3642500 **\$9 DISCONTINUED**

## New 2-Speed T-Case Mounting Bracket Insulator/Lower Rear Motor Mount

- (8 required) [ORD #7372675]  
 Vehicle Type:(A-Motor Mount-2 reqd.),D,E,F  
 Part #CC1506568, CC593309 **\$10 ea**

## New Cab/Body Mount Insulators (use as required/needed)

- 2" diam, 5/8" thick, 9/16" hole, solid rubber  
 Part #NCBMI01 **\$9**
- 2" diam, 5/8" thick, 9/16" hole, 1" shoulder diam, solid rubber  
 Part #NCBMI02 **\$6**
- 2 3/8" diam, 5/8" thick, 3/4" hole, 1" shoulder diam, solid rubber  
 Part #NCBMI05 **\$9**
- 2 3/8" diam, 3/4" thick, 3/4" hole, hard sponge rubber  
 Part #NCBMI03 **\$9**
- 2 3/8" diam, 3/4" thick, 7/8" hole, hard sponge rubber  
 Part #NCBMI04 **\$9**
- 2 3/8" diam, 1 3/8" thick, 3/4" hole, 1" shoulder diam solid rubber  
 Part #NCBMI07 **\$12**

## New Early Flat Fender Power Wagon Wood Mounting Kit

- Includes insulators, bolts & washers.  
 Vehicle Type: D 1946-50  
 Part #DDWB23 **\$79**

## New Late Flat Fender Power Wagon Rubber Cab Mount Kit

- Includes: insulators, bolts & washers.  
 Vehicle Type: D 1951-71  
 Part #DCMK12 **\$159**

**For Motor Mounts/Supports, See Group 1: Engine.**

# GROUP 25: BEARING SETS

Our Bearing Sets take the guess work out of what's required to repair your truck.



All prices subject to change without notice. Bearing prices change frequently, so be sure to call us for an up-to-date price.



## SECTION 7: TRANSMISSION BEARING SETS

(bushings not included)

- (Set 7-1) 4-Speed Non-Synchronized Transmission**  
Vehicle Type: A,B,C, 1939-47 2WD: WC-(civilian), WD15, WD20, WD21, WFM, WF31, WF32, WF33, WF34, WF36, WF39 (may not fit all models listed per serial #) Part #ETBS24 (5) Piece Set **\$218**
- (Set 7-2) 4-Speed Non-Synchronized Transmission**  
Vehicle Type: D 1946-50  
Part #MTBS25 (5) Piece Set **\$218**
- (Set 7-3) 4-Speed Non-Synchronized Transmission**  
Vehicle Type: D 1951 to early 1956  
Part #PTBS26 (3) Piece Set & 88 needles **\$225**
- (Set 7-4) 4-Speed Synchronized Early Transmission**  
Vehicle Type: (E 1951-54)  
Part #METBS21 (5) Piece Set & 46 needles **\$262**
- (Set 7-5) 4-Speed Synchronized NP420 Transmission**  
Vehicle Type: (D late 1956-71),(E - M37B1, M43B1), (G,H 1957-62)  
Part #LSNTBS20 (4) Piece Set & 14 needles **\$241**

## SECTION 8: TRANSFER CASE BEARING SETS

(with seal & gasket set)

- (Set 8-1) Single Speed Transfer Case**  
Vehicle Type: A,B & VC 1/2 Ton 4x4  
Part #BGSS-8-1 (24) Piece Set **\$302**
- (Set 8-2) Two Speed Transfer Case**  
Vehicle Type: C,D,E,F  
Part #BGSS-8-2 (22) Piece Set & 100 needles **\$310**
- (Set 8-3) Two Speed Transfer Case**  
Vehicle Type: (G,H 1957-68)  
Part #BGSS-8-3 (20) Piece Set & 155 needles **\$285**

## SECTION 10: FRONT STEERING KNUCKLE BEARING SETS

(Sets include upper bronze cones & axle shaft bushings as required)

- (Set 10-6) Pair of Front Steering Knuckles**  
Vehicle Type: A & 1940 VC 1/2 ton  
Part #FSKBS10-6 (10) Piece Set **\$233**
- (Set 10-7) Pair of Front Steering Knuckles**  
Vehicle Type: B,C,D,E,F  
Part #FSKBS10-7 (12) Piece Set **\$368**
- (Set 10-8) Pair of Front Steering Knuckles**  
Vehicle Type: (G 1957-58 w/Dana 44F 3000 lb. axle)  
Part #FSKBS10-8 (10) Piece Set **\$210**
- (Set 10-9) Pair of Front Steering Knuckles (Keyed upper kingpin bushing)**  
Vehicle Type: (G 1959-68 w/Dana 44F 3000 lb. axle)  
Part #FSKBS10-9 (10) Piece Set **\$288**
- (Set 10-10) Pair of Front Steering Knuckles (Splined upper kingpin bushing)**  
Vehicle Type: (G 1969-71 W100/200 w/Dana 44F 3000 lb. axle) Part #FSKBS10-10 (10) Piece Set **\$285**
- (Set 10-11) Pair of Front Steering Knuckles**  
Vehicle Type: (G 1961-1971 W200 w/Dana 44F 3500 lb. axle) Part #FSKBS10-11 (10) Piece Set **\$353**
- (Set 10-12) Pair of Front Steering Knuckles**  
Vehicle Type: (H 1958-74 W300 w/Dana 70F 4500 lb. axle) Part #FSKBS10-12 (10) Piece Set **\$352**

## SECTION 10 & 11: FRONT & REAR AXLE DIFFERENTIAL BEARING SETS

- (Set 10-1) Front & Rear Differential 8 3/4"**  
Vehicle Type: A,B,(G 1957-60 rear only) & VC 1/2 Ton 4x4  
Part #FNRABS10-1 (8) Piece Set **\$324**
- (Set 10-2) Front & Rear Differential 9 5/8"**  
Vehicle Type: C,D,E,F  
Part #FNRABS10-2 (9) Piece Set **\$725**
- (Set 10-3) Front & Rear Differential**  
Vehicle Type: (H 1958-74 w/Dana 70)  
Part #FNRABS10-3 (8) Piece Set **\$231**
- (Set 10-4) Front Differential**  
Vehicle Type: (G 1957-68 w/Dana 44F)  
Part #FNRABS10-4 (8) Piece Set **\$250**
- (Set 10-5) Front Differential**  
Vehicle Type: (G 1969-71 w/Dana 44F)  
Part #FNRABS10-5 (8) Piece Set **\$145**
- (Set 11-1) Rear Differential**  
Vehicle Type: (G 1957-58 W100)  
Part #FNRABS11-1 (8) Piece Set **\$157**
- (Set 11-2) Rear Differential**  
Vehicle Type: (G 1959 W100),(H 1969-71 W200)  
Part #FNRABS11-2 (8) Piece Set **\$160**
- (Set 11-3) Rear Differential**  
Vehicle Type: (G 1960 W100)  
Part #FNRABS11-3 (8) Piece Set **\$340**
- (Set 11-4) Rear Differential**  
Vehicle Type: (G 1961-68 W100 & W200 w/Dana 60)  
Part #FNRABS11-4 (8) Piece Set **\$182**
- (Set 11-5) Rear Differential**  
Vehicle Type: (G 1969-71 W100)  
Part #FNRABS11-5 (8) Piece Set **\$158**
- (Set 11-6) Rear Differential 9 5/8"**  
Vehicle Type: H-1958-60 D/W300 w/drop-in differential  
Part #FNRABS10-2 (9) Piece Set **\$725**

## SECTION 13: WHEEL BEARING SETS

(Each set does 1 wheel)

- (Set 13-1) Wheel Hub - Front & Rear**  
Vehicle Type: (A Front only),(G 1957-60 W100 rear only & 1961-68 W100/200 rear only)  
Part #WBS13-1 (4) Piece Set **\$108**
- (Set 13-2) Wheel Hub - Front & Rear**  
Vehicle Type: (A rear only), B,C,D,E,F,(G 1957-60 W200 rear only) Part #WBS13-2 (4) Piece Set **\$150**
- (Set 13-3) Wheel Hub - Front**  
Vehicle Type: G 1957-68 W100/200  
Part #WBS13-3 (4) Piece Set **\$172**
- (Set 13-4) Wheel Hub - Front**  
Vehicle Type: H 1958-68 W300  
Part #WBS13-4 (4) Piece Set **\$184**
- (Set 13-5) Wheel Hub - Front**  
Vehicle Type: G 1969-71 W100  
Part #WBS13-5 (4) Piece Set **\$104**
- (Set 13-6) Wheel Hub - Front**  
Vehicle Type: G 1969-71 W200  
Part #WBS13-6 (4) Piece Set **\$132**
- (Set 13-7) Wheel Hub - Front**  
Vehicle Type: H 1969-71 W300  
Part #WBS13-7 (4) Piece Set **\$121**
- (Set 13-8) Wheel Hub - Rear**  
Vehicle Type: H 1958-68 W300  
Part #WBS13-8 (4) Piece Set **\$158**
- (Set 13-9) Wheel Hub - Rear**  
Vehicle Type: G & H 1969-71 W200/W300  
Part #WBS13-9 (4) Piece Set **\$134**
- (Set 13-10) Wheel Hub - Front**  
Vehicle Type: G 1969-71 W100  
Chrysler Corporate Front Set 8.75" Ring Gear  
Part #WBS13-10 (4) Piece Set **\$68**
- (Set 13-11) Wheel Hub - Rear**  
Chrysler Corporate Rear Set 8.375" Ring Gear  
Part #WBS13-11 **\$90**

## SECTION 19: WINCH BEARING SET

- (Set 19-1) Winch Worm Shaft**  
(bushings not included but sold separately in Group 19)  
Vehicle Type: ALL (Braden MU, MU-2, LU-2, LU-4)  
Part #WWBS19-1 (4) Piece Set **\$118**

## SECTION 20: POWER TAKE OFF BEARING SETS

- (Set 20-1) PTO Bearing Set**  
Vehicle Type: A  
Part #PTOBS20-1 (7) piece Set **\$223**
- (Set 20-2) PTO Bearing Set**  
Vehicle Type: B,C  
Part #PTOBS20-2 (7) piece Set **\$218**
- (Set 20-3) PTO Bearing Set**  
Vehicle Type: D 1946-(early)56  
Part #PTOBS20-3 (6) Piece Set + 18 Needles **\$246**
- (Set 20-4) PTO Bearing Set-Synchronized Transmission**  
Vehicle Type: (D late 1956-71),E  
Part #PTOBS20-4 (10) Piece Set **\$290**
- (Set 20-5) PTO Bearing Set-NP201 T-Case mounted PTO**  
Vehicle Type: (G,H 1957-68)  
Part #PTOBS20-5 (2) Piece Set **\$152**

# Closeout on the KBS Rust Prevention Product Line

**RustBlast - Rust Remover/Metal Prep:** KBS RustBlast is a powerful rust remover and zinc phosphate pre-primer & metal etch. RustBlast effectively dissolves rust, corrosion, metal oxides, and tarnishing from most metal surfaces, while providing extended protection against flash-rusting thanks to KBS' unique Oxygen-Block technology.

**8oz**  
Part #KBS3200 **\$7.95 CLOSEOUT!**

**Quart (with sprayer)**  
Part #KBS3400 **\$16.95 CLOSEOUT!**

**Gallon (with spray bottle)**  
Part #KBS3500 **\$31.95 CLOSEOUT!**



**BlackTop:**

KBS BlackTop is a permanent, moisture-cured, UV stable coating primarily used for topcoating surfaces previously sealed with KBS RustSeal.



**12oz Aerosol**  
Gloss Black - Part #KBS8101  
Satin Black - Part #KBS8102  
Flat Black - Part #KBS8112  
**\$22.95 CLOSEOUT!**

**Pint**  
Gloss Black - Part #KBS8301  
Satin Black - Part #KBS8302  
Flat Black - Part #KBS8312  
**\$29.95 CLOSEOUT!**

**8oz**  
Gloss Black - Part #KBS8201  
Satin Black - Part #KBS8202  
Flat Black - Part #KBS8212  
**\$21.95 CLOSEOUT!**

**Quart**  
Gloss Black - Part #KBS8401  
Satin Black - Part #KBS8402  
Flat Black - Part #KBS8412  
**\$47.95 CLOSEOUT!**

**KBS Klean - Industrial Cleaner/Degreaser:**

KBS Klean is a concentrated, water-based, biodegradable formula that is an excellent alternative to flammable solvents & hazardous chemicals for preparing your paint job with a clean surface.

**8oz** Part #KBS2200  
**\$6.95 CLOSEOUT!**

**Quart** Part #KBS2400  
**\$11.95 CLOSEOUT!**

**Gallon** Part #KBS2500  
**\$21.95 CLOSEOUT!**



**Cavity Coater:**

Cavity Coater is a one-step, super-penetrating corrosion inhibiting coating (CIC) for long term protection on all metal surfaces.



**17.5oz Aerosol with easy application spray wand**

Part #KBS75100 **\$29.95 CLOSEOUT!**

**RustSeal - Rust Preventive Coatings:** KBS RustSeal is a superior one part, ready-to-use, high-solid content, rust preventive coating, that is actually strengthened by exposure to moisture.

**8oz**  
Gloss Black - Part #KBS4201  
Satin Black - Part #KBS4202  
**\$17.95 CLOSEOUT!**

**Pint**  
Gloss Black - Part #KBS4301  
Satin Black - Part #KBS4302  
**\$27.95 CLOSEOUT!**



**Quart**  
Gloss Black - Part #KBS4401  
Satin Black - Part #KBS4402  
**\$39.95 CLOSEOUT!**

**Gold Standard Tank Sealer:** Gold Standard Fuel Tank Sealer will stop rust and form a tough, fuel impervious coating while sealing small pin-holes and weld seams.



**8oz.** Part #KBS5200  
**\$13.95 CLOSEOUT!**

**Pint** Part #KBS5300  
**\$23.95 CLOSEOUT!**

**Quart** Part #KBS5400  
**\$38.95 CLOSEOUT!**

**Fusion - Self-Etching Primer:**

This terrific New all-purpose self-etching-primer is ideal for promoting adhesion between multiple surface coatings

**CLOSEOUT!**



**15oz. Aerosol** Part #KBS7100  
**\$22.95 LOW STOCK!**

**Quart** Part #KBS7400  
**\$44.95 DISCONTINUED**

**Pint** Part #KBS7300  
**\$28.95 LOW STOCK!**

**Gallon** Part #KBS7500  
**\$139.95 DISCONTINUED**

**Motor Coater:** Our high gloss Motor Coater Engine Enamel will provide that tough durable finish with superior heat & chemical resistance. Motor Coater is easy to apply, offers superb coverage and yields a professional looking finish.

**12oz Aerosol**  
Aluminum - Part #KBS60103  
Gloss Black - Part #KBS60102  
Velvet Black - Part #KBS60112  
**\$22.95 CLOSEOUT!**



**Pint**  
Aluminum - Part #KBS60303  
OD Green - Part #KBS60323  
Chrysler Turquoise - Part #KBS60325  
Hemi Orange - Part #KBS60308  
Velvet Black - Part #KBS60312  
Chrysler Blue - Part #KBS60314  
Grey - Part #KBS60328  
Gloss Black - Part #KBS60302  
**\$23.95 CLOSEOUT!**

# RUST PREVENTION - CLOSEOUT ON ALL KBS PRODUCTS! -

## NuMetal - Epoxy Putty:

KBS NuMetal Epoxy Putty is a easy-to-use, two part putty you simply mix and mold like clay - no complicated weighing or measuring required.



White - Part #KBS70001  
 Tan - Part #KBS70002  
 Black - Part #KBS70003  
 Grey - Part #KBS70004

**\$22.95 CLOSEOUT!**



## System Sampler Kit:

Sample our complete KBS Rust Prevention System risk-free. Here's everything you need to get started!

Gloss Black - Part #KBS50001  
 Satin Black - Part #KBS50002  
 Grey - Part #KBS50005

**\$21.95 CLOSEOUT!**



## DiamondFinish Clear:

An extremely durable, rock-hard topcoat, designed to be applied over most metal and painted surfaces, including wood and concrete.

**CLOSEOUT!**

Pint Part #KBS8304  
**\$36.95 LOW STOCK!**

Quart Part #KBS8404  
**\$54.95 DISCONTINUED**

Gallon Part #KBS8504  
**\$189.95 DISCONTINUED**



## Frame Coater Kit:

Our quart size 3-Step System kit includes enough products to Klean, Blast & Seal a full-size car or truck frame, or any 50 sq. ft. area with 2 coat paint coverage.

Gloss Black - Part #KBS57001

Satin Black - Part #KBS57002

**\$61.95 CLOSEOUT!**

**Motor Coater Kit:** Our complete KBS Motor Coater Kit was developed to guarantee just that! Included in each kit is our renown KBS products KBS Klean & RustBlast formulated to achieve that professional prep ensuring maximum adhesion.



Aluminum - Part #KBS58003  
 OD Green - Part #KBS58023  
 Chrysler Turquoise - Part #KBS58025  
 Gloss Black - Part #KBS58002  
 Hemi Orange - Part #KBS58008  
 Velvet Black - Part #KBS58012  
 Chrysler Blue - Part #KBS58014  
 Grey - Part #KBS58028

**\$54.95 CLOSEOUT!**

## Strip - Paint Stripper/Paint Remover:

Sprays a semi-gel coat of remover for fast and easy coverage, even in hard to reach places. Spraying will result in an even, unbroken film which seals and allows deep penetration through multiple layers of paint.



Quart (with spray bottle)  
 Part #KBS19400 **\$17.95 CLOSEOUT!**

Gallon (with spray bottle)  
 Part #KBS19500 **\$41.95 CLOSEOUT!**

## #1 Thinner:

Make sure to only use KBS #1 Thinner for the thinning of RustSeal and our other Rust Preventive Paints.



8oz. Part #KBS6200  
**\$7.95 DISCONTINUED**

Quart Part #KBS6400  
**\$14.95 DISCONTINUED**

Gallon Part #KBS6500  
**\$39.95 DISCONTINUED**

**XTC (Xtreme Temperature Coating):** XTC is a high temperature/heat resistant coating formulated specifically to protect metal surfaces operating at temperatures from 500°F (260°C) to 1500°F (812°C).



## XTC Silicone Zinc Primer (12 oz Aerosol Can)

Part #KBS65100  
**\$19.95 CLOSEOUT!**



8oz.  
 Jet Black - Part #KBS65202  
 Cast Iron Grey - Part #KBS65205  
**\$19.95 CLOSEOUT!**

Aluminum - Part #KBS65203  
**\$24.95 CLOSEOUT!**



## 12oz Aerosol Can

Aluminum - Part #KBS65103  
 Jet Black - Part #KBS65102  
 Cast Iron Grey - Part #KBS65105  
**\$19.95 CLOSEOUT!**



Pint  
 Cast Iron Grey - Part #KBS65305  
 Jet Black - Part #KBS65302  
**\$30.95 CLOSEOUT!**

Aluminum - Part #KBS65303  
**\$38.95 CLOSEOUT!**



## All-In-One Chassis Coater Kit:

This complete kit takes our popular Frame Coater Kit to the next level.

Gloss Black/Gloss Black  
 Part #KBS5750101

Satin Black/OEM Satin Black  
 Part #KBS5750202

**\$89.95 CLOSEOUT!**



## FUEL TANK SEALER KIT

**Gold Standard Gas Tank Sealer Kits:** Our great 3-Step cost savings kit designed tank all sizes. Detailed instructions included.

**CLOSEOUT!**

5 Gallon Tank Kit Part #KBS52000  
**\$41.95 DISCONTINUED**

12 Gallon Tank Kit Part #KBS52055  
**\$46.95 LOW STOCK!**

25 Gallon Tank Kit Part #KBS53000  
**\$68.95 LOW STOCK!**

# WWII BOOKS & MANUALS



## 1. SNL G657 Dodge Master Parts Book (December 1943)

Parts list for all early Dodge trucks built for the U.S. Army between 1940 and 1943. Includes complete parts breakdown on over 60 models of Dodge Trucks including bearing crossover charts, fuel, brake and oil line dimensions. Serial, USA registration numbers and production totals are also included—an absolute must for the owner. 628 pages. Item #RBK-354 **\$75**

## 2. TM 10-1123/1443 Maintenance Manual 1/2 Ton 4x4 Chassis Dodge Trucks (1941-1942 Models)

A complete guide to vehicle operation, lubrication, front and rear axles, brakes, clutch, cooling system, electrical system, engine, frame, springs and shocks, fuel and exhaust, steering gear, transmission, T-case, winch, U-joints, wheels and tires, body and service standards for models WC-1 to WC-27 and WC-40 to WC-43. Includes assembled and disassembled parts view diagrams and photos, part lists and step-by-step instructions. 188 pages. Item #RBK-348 **\$35**

## 3. ORD 9 SNL G-502 List of all Service Parts for 3/4-Ton, 4x4 (Model T-214)(May 1945)

Complete parts list, including late production models (1942-45), Chrysler numbers, stock numbers, Ordnance numbers and assembled/disassembled parts view diagrams for 3/4-Ton, 4x4 Dodge. 430 pages. Item #RBK-355 **\$59**

## 4. TM 9-808 3/4-Ton 4x4 Truck (Dodge)(1944)

A guide to vehicle operation, lubrication, preventive maintenance, engine, fuel system, cooling system, ignition system, radio interference suppression, lighting system, gages, misc. electrical equipment, wiring, transmission, PTO, T-case, propeller shafts, axles, brakes, wheels and tires, steering, frame, springs and shocks, body, winch, vehicle storage and shipment and troubleshooting for 3/4-Ton models WC-51 through WC-64. Includes step-by-step instruction, detailed diagrams and part lists. 354 pages. Item #RBK-349 **\$39**

## 5. TM 9-1808A Ordnance Maintenance — Power Plant, Clutch, Electrical 3/4 Ton 4x4 & 1-1/2 Ton 6x6 (September 1943)

A guide to disassembly, inspection, installation, clutch repair, rebuilding of flathead 6 engine, electrical system diagrams & troubleshooting. - 3/4 Ton 4x4 and 1-1/2 Ton 6x6. Includes assembled and disassembled parts view diagrams, descriptions and step-by-step instructions included. 290 pages. Item #RBK-350 **\$39**

## 6. TM 9-1808B Ordnance Maintenance - Power Train Chassis and Body for Basic Vehicles; 3/4 Ton 4x4 and 1-1/2 Ton 6x6 (Dodge) (November 1943)

A complete maintenance and repair guide to transmission, PTO, T-case, axles, differential and carrier assembly (front and rear axles), engine, clutch, brakes, steering, cooling, electrical, springs and shocks, frame, winch, body and more for 3/4 ton models WC-51 to WC-61 and 1-1/2 ton models WC-62/63. Step-by-step instructions, part lists, diagrams, assembled and disassembled view diagrams included. 233 pages. Item #RBK-351 **\$32**

## 7. TM 9-1808C Ordnance Maintenance — Power Train and Interchanges: Military/Civilian 1941-1971 (July 1981)

Compiled & written by John Zentmyer.

Cover axle shafts, third member (differential with carrier, assembly), axle housing, T-case, transmission, speedometer correction and conversion/interchangeability information with detailed instructions and illustrations. Also includes an a chapter on history of Dodge military trucks, a chapter on military manual numbering and a manual-to-truck reference guide. 48 pages. Item #RBK-352 **\$20**

## 8. Chrysler Six Cylinder Industrial Engines Models Ind. 5, 6, 7, 8, 5A, 6A, 7A, 8A Maintenance and Parts Manual

Covers 218, 230, 237, 251 flathead six cylinder engines. Instructions to operation, lubrication and maintenance for all Chrysler flathead six cylinder engines. Also includes complete parts lists, exploded parts view diagrams and instructional illustrations. 156 pages. Item #RBK-385 **\$28**

## 9. The New Dodge 4-Wheel-Drive Power Wagon Shop Manual Group 17: Hood, Fenders, Radiator Shell & Running Boards; Group 18: Body

Edited and compiled by Dave Butler

This manual is the perfect body supplement you'll need if you own a WWII Dodge closed cab. When we compiled this manual, we had intended it to be used for those who are working on a 1948 or later Dodge truck as a supplement to the Dodge Truck Shop Manuals. However, the closed cab WWII Dodges use the same basic cab design, and therefore the information in this manual applies to these trucks, as well. You will notice that the hood and front fenders pictured in this manual look different from yours, but the information still applies. Information from over 20 different manuals has been combined to provide you with the most comprehensive information on the closed cab body group section. This manual is a complete guide with diagrams, illustrations, photos and step-by-step instruction to removal, adjusting & straightening, replacing and installing fenders, doors & door mechanisms, running boards, radiator shell, windshield & wipers, tailgate and more. A section dedicated to welding is also included. Color cover. 24 pages. Item #NBK-376 **\$20**

## 10. U.S. Military Wheeled Vehicles

by Fred W. Crismon

Now back in print! There is no other organization on earth which has owned as many motor vehicles in as many different varieties as what is now known as the United States Department of Defense. Covered in this book are all wheeled motor transport vehicles owned or tested for use by the United States Armed Forces, or built by private firms for use by the US Military. 484 pages. Item #NBK-501

**OUT OF PRINT**

## 11. TM 9-810 1-1/2-Ton 6x6 Truck (Dodge) (1945)

A guide to vehicle operation, lubrication, preventive maintenance, engine, fuel system, cooling system, ignition system, radio interference suppression, lighting system, gages, misc. electrical equipment, wiring, transmission, PTO, T-case, propeller shafts, axles, brakes, wheels and tires, steering, frame, springs and shocks, body, winch, vehicle storage and shipment and troubleshooting for 1-1/2-Ton models WC-62 through WC-63. Includes step-by-step instruction, detailed diagrams and part lists.

Item #RBK-500 **\$50**

## TM 9-1826C/TO 19-75CCA-3 Ordnance Maintenance:

### Dodge 3/4 T 351 WWII Type: T-214 Governors (Zenith) (1952)

A complete guide to Zenith governor maintenance that includes detailed system diagrams, exploded parts view diagrams and part lists plus step-by-step instructions to disassembly, cleaning, inspection, repair and assembly. 36 pages. Item #RBK-346 **\$15**

## TM 11-2725 Installation of Radio Equipment in Truck, 3/4-Ton, 4x4, Weapon Carrier (February 1945)

Detailed instructions to the installation of radio sets SCR-193-U, SCR-506(-), SCR-508(-), SCR-528(-), SCR-608(-), SCR-628(-), SCR-510(-) (12 volt), SCR-610(-) (6 & 12 volt) and SCR-284(-) (6 & 12 volt) in 3/4-ton weapon carrier. Includes required parts list for each set along with necessary diagrams. 65 pages. Item #RBK-361 **\$25**

## LO 9-810 War Department Lubrication Order - Truck, 1-1/2 Ton, 6x6 (Dodge) (February 1945)


Covers all lubrication points and needed lubricants for Dodge 1-1/2 ton 6x6 trucks. Black & white. 1 page (front & back). Item #RBK-360 **\$7**

## Installation Manual Truck Mount M50 Dodge 1-1/2 Ton, 6x6, Personnel Carrier and Cargo Truck

Complete instructions to installation of gun and gun mount for Cal. .50 and .30 gun onto 1-1/2 ton 6x6 Personnel Carrier and Cargo Truck. Includes parts lists and necessary illustrations. 13 pages. Item #RBK-358 **\$8**

## TM 11-2726 - Installation of Radio Equipment in Truck, 3/4-Ton, 4x4, Command Reconnaissance (March 1945)

Instructions to the installation of radio sets SCR-193-Q, SCR-245-T, SCR-506(-), SCR-508(-), SCR-528(-), SCR-608(-), SCR-628(-), SCR-510(-), SCR-610(-) and facsimile equipment RC-58(-) for 3/4-ton 4x4 command reconnaissance. Includes required parts illustrations and parts lists for each set and system diagrams. Black & white illustrations. 55 pages. Item #RBK-363 **\$25**



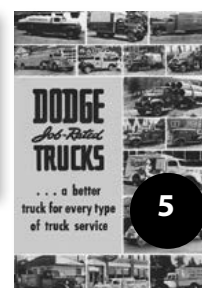


## New Dodge Truck Serial Numbers 1917-1980 - A comprehensive guide to Dodge, Plymouth, Fargo & DeSoto Trucks

by Eric Bannerman

This book is an essential resource for all classic truck enthusiasts. It provides accurate information about locating and interpreting serial numbers (VINs) used on Dodge, Dodge Brothers, Graham Brothers, Plymouth, Fargo and De Soto trucks built from 1917 to 1980 in the United States and Canada, also from 1953 to 1963 in Australia. The material was compiled from hundreds of factory books and verified by checking thousands of trucks. You will find straightforward information about the year, models, engine sizes and wheel base options for each serial number. The pictures of tags and frame number locations along with the tables, and explanations lay out a clear path to finding and decoding the serial number for your truck. Whether you are searching for information to identify a New purchase or verifying the year and model of a restoration project, this book gives you the tools you need!

Item #NBK-893 **\$40**

# WWII & CIVILIAN VIDEOS



### 1. Power Wagon Rally - The Early Years DVD

Well over thirty years ago, the very first Vintage Power Wagons-sponsored Power Wagon Rally occurred. The rally was a big success and was filmed and made available to the Power Wagon world on VHS tape. The second rally was another big hit and was also documented in a similar manner. We've had some requests for the footage of these first rallies over the years but since we no longer have any VHS tapes available and most people have done away with the old VCR, we decided it was time to reformat these videos on a Newer form of media.

This DVD features the first 2 Rallies with shots of great vehicles, fun events, and interviews with truck owners and participants. The aspect ratio has been changed to 16:9 from the original 4:3. The video is in color and both features combined have a play time of 58 minutes. Item #acc-123 ~~\$19.95~~ **\$10**

### 2. The Power Wagon Passion DVD

Since World War II, the Dodge Power Wagon has held a special place in the hearts of Americans. Power Wagon Passion takes you to the Annual International Power Wagon Rally in Fairfield, Iowa to talk to aficionados about their ongoing love affair with the 'Truck That Built America.' 54 minutes (with bonus features) Item #acc-112 **\$17.95**

### 3. The Dodge Power Wagon DVD

The full uncut version from 1950! See in full color, the story of the development of the Dodge Power Wagon. Great film footage of this famous truck hard at work on farms, ranches, reptile farms & even swamps, fighting forest fires, feeding cattle, pushing through snow, plowing/disking, planting and cutting wood and even some footage of the ranch house wife going to Safeway in the Power Wagon! Some fantastic scenes of brand New Dodge's being put to the test, stuff you'll never see anywhere else. Includes rare film clips on the testing of the World War II era WC 3/4 ton and 6x6. Unique footage showcasing the 3-point hitch, rear belt pulley and winch are included in this great, must-see film. Don't miss it. 74 minutes, full color. Item #acc-109 **\$21**

### 4. Army on Wheels DVD

Terrific original pre-World War II film produced by Chrysler Corporation. This one takes you to training maneuvers in the southern United States in the days leading up to World War II. Great action, featuring and complementing the grandfathers of the Dodge Power Wagon, the rare VC 1/2 ton series 4x4 and the larger 1 1/2 ton 4x4 VF. Excellent action scenes show many different military vehicles. Perfect for any World War II buff or anyone interested in early Dodge Trucks. 30 minutes, black & white. Item #acc-110 **\$21**

### 5. Dodge "Job Rated" Trucks DVD


Dodge truck promotional film presents job-rating a truck to fit your business. Many excellent views of all sizes of Dodge trucks are shown along with factory scenes, testing and truck uses. Features some very interesting footage that was intended for Dodge Truck Dealers on how to sell the over 100 versions of W-series trucks available in 1946. Some laughable period sales tips are included as well as some great test footage from the Chrysler factory and proving ground, featuring winter testing on WC Dodge military trucks. 26 minutes, black & white. Item #acc-111 **\$21**

### 6. The Americans on D-Day DVD

Join battlefield historian Ellwood von Seibold in his 1943 Dodge Command car as he takes us on a tour of the American D-Day landings in real time. Listen to the men who were there, land in Ste. Mere Eglise with the 82nd Airborne, scale the cliffs at La Pointe du Hoc with the Rangers, wade through the surf on Omaha Beach with the 29th Infantry Division and take the guns at Breccourt manor with Easy Company of the 506th Parachute Infantry Regiments. See the uniforms they wore, the weapons they fired and the equipment they carried. 44 minutes, full color. Item #acc-117 **\$23.95**



# CIVILIAN BOOKS & MANUALS



## 1. Owner's Manual for Dodge Power Wagon 1945-1971

A reproduction of a revised mid-'50's driver's manual to which we've added detailed serial number information and listed the years in which notable changes were made. If you own or like the civilian Power Wagon (models WDX, PW, WM300), then this manual is for you! It contains information that every owner needs—details on the winch, PTO, rear pulley, mechanical governor, early and late wiring diagrams, etc. The New Dodge Power Wagon Owner's Manual is 5 1/2" x 8 1/2" in size (same as the original). 80 pages. 3 color cover. Item #RBK-375 **\$17**

## 2. The New Dodge 4-Wheel-Drive Power Wagon Shop Manual - Group 17: Hood, Fenders, Radiator Shell & Running Boards; Group 18: Body

Edited and compiled by Dave Butler

You'll need this supplement to go with your 1948 up to 1971 Service or Shop Manual for any model "flat fender" Power Wagon. (1948 & later body sections of Shop Manuals cover only 2 wheel drive body styles.) Information from over 20 different manuals has been combined to provide you with the most comprehensive collection on the body of the Dodge Power Wagon. Covers diagrams, illustrations, photos and step-by-step instruction to removal, adjusting & straightening, replacing and installing fenders, doors & door mechanisms, running boards, radiator shell, windshield & wipers, tailgate and welding. Color cover. 24 pages Item #NBK-376 **\$20**

## 3. Chrysler Six Cylinder Industrial Engines Models Ind. 5, 6, 7, 8, 5A, 6A, 7A, 8A Maintenance and Parts Manual

Covers 218, 230, 237, 251 flathead six cylinder engines. Instructions to operation, lubrication and maintenance for all Chrysler flathead six cylinder engines. Also includes complete parts lists, exploded parts view diagrams and instructional illustrations. 156 pages. Item #RBK-385 **\$28**

## 4. Mopar Parts List for Dodge Power Wagon 1947-1956

A complete and easy to search parts list for 1947-1956 Power Wagons. Listings include part name & description, series number, model codes, part number and disassembled parts view diagrams. 230 pages. Item #RBK-381 **\$35**

## 5. Parts Book Dodge WM300 Power Wagon 1961-1971

A complete parts book for WM 300 Power Wagons. Includes a parts catalog, parts listings and we've added disassembled parts view diagrams. These listings include: code, name & description, quantity needed for assembly and part number. The parts catalog covers smaller parts such as nuts, bolts, screws, elbows, connectors, bushings, plugs, pins, rivets, studs and washers, complete with illustrations, diameter, thread, length and part number. 201 pages. Item #RBK-380 **\$35**

## 6. Dodge Job Rated Trucks - The Dodge Power Wagon

Compiled by Dave Butler

Reprinted from an original loose leaf, leather bound manual that was supplied to dealers in 1951-52. The original manual entitled only, "Dodge Job-Rated Trucks", was designed as a promotional tool and sales aid for Dodge Truck Dealers. Only the portion of the original manual that pertained to the Dodge Power Wagon has been included in this edition. A multitude of very detailed information on all components and special order bodies of the Power Wagon is included. You won't find any of this information in any other shop or parts manuals. Page numbers and some colors have been changed for continuity. Blue, black & white illustrations, plus full color paint charts. 62 pages. Item #NBK-304 **\$30**

## 7. Shop Manual W Series Dodge Job-Rated Trucks 1941-1947

This shop manual is a complete guide to axles, brakes, clutch, cooling, electrical, engine, fuel system, frame, springs & shock absorbers, steering, transmission, T-case, U-joints, wheels & tires, body, lubrication and service standards for W Series trucks. Assembled & disassembled parts views, instructional & systems diagrams plus step-by-step instructions are all included. 325 Pages. Item #RBK-379 **\$34**

## 8. Shop Manual B-1 Series Dodge Job-Rated Trucks 1948-1949

Sixteen chapters covering axles, brakes, clutch, cooling system, electrical system, engine, fuel system, frame, springs & shocks, steering, transmission, T-case, U-joints, prop. shaft, wheels & tires, body, lubrication and service standards for B-1 series Dodge Job-Rated Trucks. Assembled and disassembled parts view diagrams, systems diagrams, "how to" illustrations and detailed instructions included. 256 pages. Item #RBK-377 **\$31**

## 9. Shop Manual B-2 Series Dodge Job-Rated Trucks 1950

Seventeen chapters covering axles, brakes, clutch, fluid drive, cooling system, electrical system, engine, fuel system, frame, springs, shocks, steering, transmission, T-case, U-joints, propeller shaft, wheels, tires, body, lubrication and service standards for B-2 series Dodge Job-Rated Trucks. Assembled and disassembled parts view diagrams, systems diagrams, "how to" illustrations and detailed instructions included. 333 pages. Item #RBK-386 **\$32**

## 10. Dodge Trucks Shop Manual B-3 Series 1951-(early) 1953

Twenty-one chapters covering axles, body, sheet metal, brakes, clutch, cooling system, electrical system, engine, exhaust system, fluid drive, fuel system, lubrication, U-joints, propeller shaft, shocks, springs, steering, transmission, torque divider, T-case, wheels and tires for B-3 series Dodge Job-Rated Trucks. Assembled and disassembled parts view diagrams, systems diagrams, "how to" illustrations and detailed instructions included. 489 pages. Item #RBK-387 **\$45**

## 11. Dodge Trucks Shop Manual B-4 Series (late) 1953

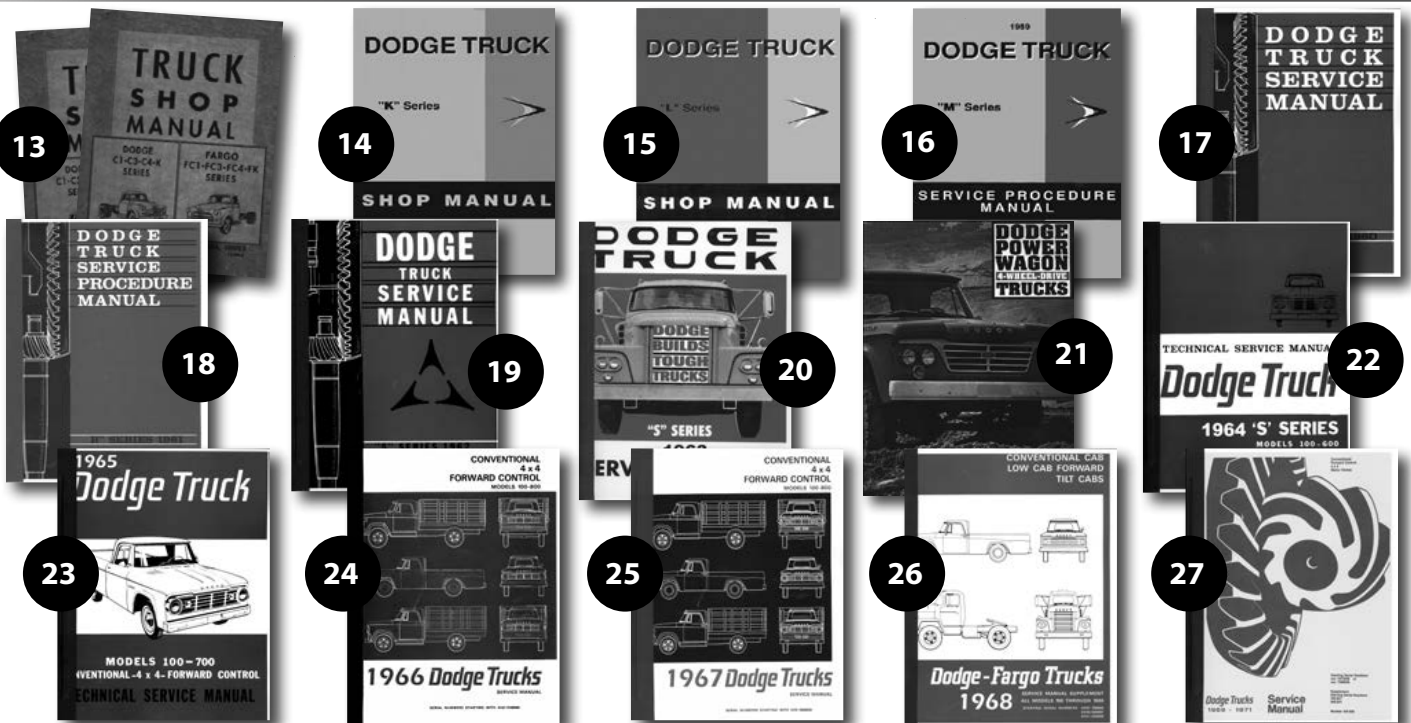
Twenty chapters covering axle, body, brakes, clutch, cooling system, electrical system, engine, exhaust system, fluid drive, frame, fuel system, lubrication, prop. shaft, U-Joints, shocks, springs, steering, transmission, T-case, wheels and tires B-4 series Dodge Job-Rated Trucks. Assembled and disassembled parts view diagrams, systems diagrams, "how to" illustrations and detailed instructions included. 538 pages. Item #RBK-378 **\$53**

## 12. Service Bulletins, Power Wagon, Carburetor and Governor Assemblies 1946-1953

A guide to carburetor and governor assembly for Models EYC-EYB-ET (W Series Trucks) and models E7C-E7B-E7F (B-1 to B-4 Series Trucks). Includes detailed instructions, diagrams, speed charts, altitude charts and model classification charts. These items are not included in the standard shop manuals. 31 pages. Item #RBK-382 **\$20**

**PLEASE NOTE: Service & Shop Manuals (#8 through #27) do not include Body information specific to 1 Ton Flat Fender Power Wagons. (Only 2WD or W100, W200, W300 body styles are shown in these manuals.)**

**For body information specific to 1 Ton flat fender Power Wagons, Please see #2 "The New Dodge 4-Wheel-Drive Power Wagon Shop Manual - Group 17: Hood, Fenders, Radiator Shell & Running Boards; Group 18: Body"**



### 13. TWO-VOLUME SET: Truck Shop Manual, Dodge C1-C3-C4-K Series, & Fargo FC1-FC3-FC4-FK; 1954-1956 Model Trucks

This manual is intended as both a guide and a reference book in the complete servicing of C1-C3-C4-K Series trucks. Included are step-by-step instructions, and numerous and detailed diagrams and illustrations for the removal & installation, repair, and maintenance of the parts for these trucks. 2 Volume set. 886 pages.

Item #RBK-420 **\$97/Set**

### 14. K-Series Shop Manual 1957

Provides service information regarding disassembly, repair, and assembly procedures, as well as a diagnosis of various conditions that may arise and their possible causes. Covers only 1957 W300 4x4 and all 2WD models. (Note: Does not cover drive train information for W100 or W200 models; for these trucks, use L-Series shop manual below.) 514 pages

Item #RBK-421 **\$66**

### 15. L-Series Shop Manual 1958

Provides service information regarding disassembly, repair, and assembly procedures, as well as a diagnosis of various conditions that may arise and their possible causes. Includes all 4x4 models. (This manual is also used for all 1957 W100 & W200 models.) 575 pages.

Item #RBK-422 **\$64**

### 16. M-Series (Civilian Only) Service Procedure Manual 1959

This manual is a supplement to the L-Series Shop Manual, and provides service information specific to the 1959 model Dodge trucks. If you own a 1959 W-series truck, you'll need this manual, and the 1958 L-Series Shop Manual as well. 185 pages. (Please note: This manual covers only 1959 civilian models and does not cover M-series military models such as M-37).

Item #RBK-423 **\$35**

### 17. P-Series Service Manual 1960

Provides service information regarding the 1960 Model Dodge Trucks. This manual contains information regarding diagnosis, disassembly, repair and assembly procedures. Specifications, tools and torques are included. 388 pages

Item #RBK-502 **\$89**

### 18. R-Series Service Procedure Manual 1961 (Supplement)

Provides service information regarding the 1961 Model Dodge Trucks. Only changes affecting the servicing of the New models are included in this supplement. Specifications, tools and torques are included. (To be used in conjunction with P-Series Service Manual 1960.) 113 pages

Item #RBK-503 **\$69**

### 19. S-Series Service Manual 1962

Provides service information regarding the 1962 Model Dodge Trucks. This manual contains information regarding diagnosis, disassembly, repair and assembly procedures. Specifications, tools and torques are included. 421 pages

Item #RBK-504 **\$89**

### 20. S-Series Service Manual 1963

Provides service information regarding the 1963 Model Dodge Trucks. The manual contains information regarding diagnosis, disassembly, repair and assembly procedures. Specifications, tools and torques are included. 439 pages

Item #RBK-505 **\$119**

### 21. Dodge Power Wagon 4-Wheel-Drive Trucks 1961-1964

A comprehensive collection of 1961-1964 original dealer options assembled in one volume! Features: sales literature, price bulletins, coding guides, basic truck & extra equipment option guides. "Truck Talk" sales information bulletins, "Dodge Power Giant Truck Technical Service Bulletins", Ross Roy Comparisons between Dodge and the competition. Includes full-color Lacquer paint chip codes. You won't find this material in any other manuals! Black & white, some color images. Glossy paper. 160 pages. Compiled by Dave Butler.

Item #NBK-305 **\$30**

### 22. S-Series Technical Service Manual 1964 Models 100-600

Provides service information regarding the 1964 Model Dodge Trucks. This manual contains information regarding diagnosis, disassembly, repair and assembly procedures. Specifications, tools and torques are included. 358 pages

Item #RBK-506 **\$89**

### 23. 1965 Technical Service Manual - Models 100-700 Conventional, 4x4, Forward Control

Provides service information regarding the 1965 Model Dodge Trucks. This manual contains information regarding diagnosis, disassembly, repair and assembly procedures. Specifications and tightening references are included. 334 pages

Item #RBK-507 **\$89**

### 24. 1966 Service Manual - Models 100-800 Conventional, 4x4, Forward Control

Provides service information regarding the 1966 Model Dodge Trucks. This manual contains information regarding diagnosis, disassembly, repair and assembly procedures. Specifications and tightening references are included. 363 pages

Item #RBK-508 **\$89**

### 25. 1967 Service Manual - Models 100-800 Conventional 4x4 Forward Control

Provides service information regarding the 1967 Model Dodge Trucks. This manual contains information regarding diagnosis, disassembly, repair and assembly procedures. Specifications and tightening references are included. 321 pages

Item #RBK-509 **\$89**

### 26. 1968 Service Manual Supplement - Dodge-Fargo Trucks 100 through 1000 models

Provides service information regarding the 1968 Model Dodge/Fargo Trucks. Only changes affecting the servicing of the New models are included in this supplement. Specifications, tools and torques are included. If you own a 1968 you'll need this manual, and the 1967 Shop Manual as well.

146 pages. Item #RBK-510 **\$69**

### 27. 1969-1971 Dodge Trucks Shop Manual

Provides service information regarding the 1969-71 Model Dodge Trucks. This manual contains information regarding diagnosis, disassembly, repair and assembly procedures. Specifications and tightening references are included. 483 pages

Item #RBK-511 **\$89**

## CIVILIAN MANUAL SUPPLEMENTS

### Dodge Truck Service Bulletin -Transmission Model NP-420 Truck Service Department - Dodge Division Chrysler Corp. C-3 After Series (August 1956)

This bulletin refers to the servicing procedures of the New Process Model #420 four speed transmission (late 1956-71). Includes complete instructions from removal to installation and instructional illustrations. 10 pages. Item #RBK-384 **\$8**

### TM 9-1808C Ordnance Maintenance — Power Train and Interchanges: Military/Civilian 1941-1971 (July 1981)

Compiled & written by John Zentmyer.

Cover axle shafts, third member (differential with carrier, assembly), axle housing, T-case, transmission, speedometer correction and conversion/interchangeability information with detailed instructions and illustrations. Also includes an a chapter on history of Dodge military trucks, a chapter on military manual numbering and a manual-to-truck reference guide. 48 pages. Item #RBK-352 **\$20**

### Kendall Lubrication Guide Dodge Power Wagon 1947, 1948

Covers nearly 80 lubrication points and 9 needed lubricants for 1947 and 1948 Power Wagons. Black & white illustrations. 1 page. Item #RBK-383 **\$5**

### Body Paint Color Charts

Offset reprint standard full color paint charts:

- *Standard Colors Dodge "Job Rated" Trucks "B" Series. 1 page (front & back).* Item #RBK-388 **\$4**
- *Standard Colors Dodge "Job Rated" Trucks "B-3" Series. 1 page (front & back).* Item #RBK-389 **\$4**
- *Standard Colors Used on Dodge Trucks W-Series* Item #RBK-390 **\$4**

## M-SERIES MANUAL SUPPLEMENTS

### TM 9-1840C 3/4-Ton 4x4 M37/M37B1 (T249) (M37/T245A) M37CND Canadian (T249) Series Vehicle M Series Production History Story 1949-1968

Facts, Figure, Photographs (July 1987) 47 pages. Item #RBK-396 **\$15**

### Be Your Own Inspector on 3/4 Ton Trucks

A different approach to preventive maintenance with comic book style instructions and illustrations. Makes 3/4 ton vehicle inspection quick and easy. 36 pages. Item #RBK-398 **\$5**

### TB 9-2300-228-20 Tactical Transport and Combat Vehicles: Troubleshooting for Instruments, Master Gages, Switches, Circuit Breakers, Sending Units and Related Wirings (July 1960) 5 pages.

Item #RBK-409 **\$5**

### TM 9-2520-232-35 Ordnance Field and Depot Maintenance — Transmission, Mechanical Assembly (2520-627-830) (New Process Model No. 420) End Item Application: 3/4 Ton 4x4 Chassis M56, M56B1 and M56C; 3/4 Ton 4x4 Trucks M37, M37B1, M43, M43B1, M152 and M201.

#### TM 9-8030 (July 1959)

Covers disassembly of transmission into subassemblies, disassembly of subassemblies, cleaning, inspection, repair, assembly of subassemblies, assembly of transmission from subassemblies, transmission assembly test, troubleshooting and more. Includes assembled and disassembled parts view diagrams with parts listings. 57 pages. Item #RBK-401 **\$18**

### TB 9-2320-212-20/1 TO 36A12-1A-156 Truck, Cargo: 3/4-Ton, 4x4, M37 and M37B1; Truck, Command: 3/4-Ton, 4x4, M42; Truck, Ambulance: 3/4-Ton, 4x4, M43 and M43B1; Truck Chassis: 3/4-Ton, 4x4, M152; and Truck, Maintenance: 3/4-Ton, 4x4, M201 (Signal Corps Model V-41/GT) - Basic Differences Between Transmissions (August 1959)

Black & white. 1 page (front & back).

Item #RBK-410 **\$1**

### Dodge Truck Service Bulletin -Transmission Model NP-420-Truck Service Department - Dodge Division - Chrysler Corp. C-3 After Series (August 1956)

This bulletin refers to the servicing procedures of the New Process Model #420 four speed transmission (for M-37 Series 1957-68). Includes complete instructions from removal to installation and instructional illustrations. 10 pages. Item #RBK-384 **\$8**

### TM 9-8030 \*C8 Changes in Force: Corrections and Additional Information (for TM 9-8030) (May 1965)

Changes and corrections to the "TM 9-8030" 36A-1-411 3/4-Ton 4x4 Cargo Truck M37, 3/4-Ton 4x4 Command Truck M42, 3/4-Ton 4x4 Ambulance Truck M43, 3/4-Ton 4x4 Telephone Installation Light Maintenance and Cable Splicing Truck V-41 ( )/GT". 86 pages. Item #NBK-396 **\$10**

### South Wind-Model 978 Personnel Heater & Personnel Heater Set 3/4 Ton 4x4 M37

This booklet includes detailed instructions, assembled and disassembled parts view diagrams, systems diagrams and parts lists. For gas heater only. 40 pages. Item #RBK-501 **\$15**

### 3/4 Ton 4x4 Cargo Truck M37: Relocating Spare Wheel Carrier

Instructions to the modification procedure of the M37 spare wheel carrier (removal of early spare wheel mounting bracket and installation of late spare wheel carrier). Includes parts list, disassembled parts view diagrams and other illustrations. 11 pages. Item #RBK-405 **\$7**

### TB 9-2300-209-20 Stowage Locations for Rifle Bracket Assembly 2590-045-9611 on Trucks, 3/4-Ton, 4x4, M37 M37B1, M201 and M201B1; 2-1/2-Ton, 6x6, M44, M44A1, M44A2 Series; 5-Ton, 6x6, M39, M39A2 Series; 10-Ton, 6x6, M123, M123C and M123A1C (February 1967)

10 pages. Part # RBK-411 **\$5**

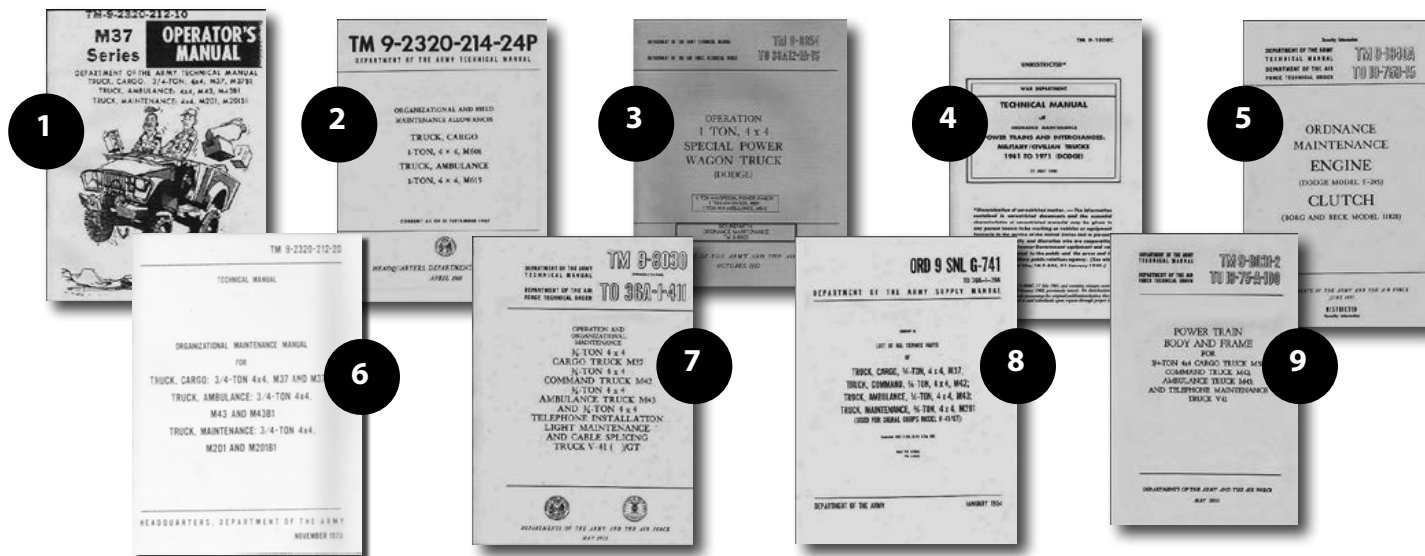
### MWO ORD G741-W10 3/4-Ton 4x4 Trucks M37 and M42: Extension of Tailgate Hinge Support

Black & white. 1 page (front & back). Item #RBK-408 **\$1**

### LO 9-2320-212-12 Lubrication Order - Truck, 3/4 Ton, 4x4, M37, M37B1, M53B1, M56, M56C, M56B1, M43, M43B1, M201, M201B1, V-41/GT (August 1964)

Covers all lubrication points and needed lubricants for M-Series trucks. Black & white. 1 page (front and back).

Item #NBK-403 **\$4**



**1. TM-9-2320-212-10 M37 Series Operator's Manual - Truck, Cargo: 3/4-Ton, 4x4, M37, M37B1 Truck Ambulance: 4x4, M43, M43B1 Truck Maintenance: 4x4, M201, M201B1**

Reprinted in larger size than original. Covers description and data, operating procedures, operation of auxiliary equipment, operation under unusual conditions, lubrication, preventive maintenance checks and services, troubleshooting, maintenance procedures and more with detailed instructions and comic book style illustrations. 159 pages

Part # RBK-400 **\$26**

**2. TM 9-2320-214-24P Organizational and Field Maintenance Allowances - Truck, Cargo 1-Ton, 4x4, M601 Truck Ambulance 1-Ton, 4x4, M615 (September 1967)**

This is the government **parts manual** for the M601 and M615 vehicles. Includes some interchangeable (late) part number for WM300. 234 pages.

Part #RBK-392 **\$35**

**3. TM 9-8854 TO 36A12-1A-15 - Operation 1 Ton, 4x4 Special Power Wagon Truck**

Operation and basic maintenance for all civilian models. Including closed cab, open cab (M601) and ambulance (M615) versions. US Army. 184 pages

Part #RBK-391 **\$35**

**4. TM 9-1808C Ordnance Maintenance — Power Train and Interchanges: Military/Civilian 1941-1971 (July 1981)**

Compiled & written by John Zentmyer.

Cover axle shafts, third member (differential with carrier, assembly), axle housing, T-case, transmission, speedometer correction and conversion/interchangeability information with detailed instructions and illustrations. Also includes an a chapter on history of Dodge military trucks, a chapter on military manual numbering and a manual-to-truck reference guide. 48 pages.

Item #RBK-352 **\$20**

**5. TM 9-1840A TO 19-75B-15 Ordnance Maintenance - Engine (Dodge Model T-245) Clutch (Borg and Beck Model 11828) (June 1952)**

Covers 230 cubic inch engine description and data, disassembly of stripped engine into subassemblies & engine rebuilding instructions. Includes clutch description/data, rebuilding instructions of clutch assembly & more. Disassembled parts views, diagrams and instructional illustrations. Even though this manual was written for the Military M-37, all internal components and instructions cover most civilian models. 134 pages.

Part #RBK-397 **\$21**

**6. TM 9-2320-212-20 Organizational Maintenance Manual for Truck, Cargo: 3/4-Ton 4x4, M37 and M37B1 Truck, Ambulance: 3/4-Ton 4x4, M43 and M43B1 Truck, Maintenance: 3/4-Ton 4x4, M201 and M201B1 (November 1973)**

Over thirty chapters covering repair parts (**this is not a parts list**), special tools, lubrication instructions, preventive maintenance, troubleshooting, ignition system, starting system, generator system, lighting system, turn signal system, instruments, gauges, batteries, engine fuel intake, exhaust system, cooling system, transmission, PTO, transfer, propeller shafts, axles, brakes, clutch, wheels, tires, steering gear, winch, springs shocks, cab, body, fenders, radio interference suppression and more for 3/4 ton models M37, M37B1, M43, M43B1, M201 and M201B1. Great electrical diagrams and also covers late B-1 models. 225 pages.

Part #RBK-413 **\$25**

**7. TM 9-8030 TO 36A-1-411 Operational and Organizational Maintenance - 3/4-Ton 4x4 Cargo Truck M37, 3/4-Ton 4x4 Command Truck M42, 3/4-Ton 4x4 Ambulance Truck M43, 3/4-Ton 4x4 Telephone Installation Light Maintenance and Cable Splicing Truck V-41 ( )/GT (May 1955)**

Eighteen chapters covering parts, special tools and equipment for operation and organizational maintenance, lubrication and painting, preventive maintenance services, troubleshooting, engine description and maintenance in vehicle, engine removal and installation, ignition system, fuel and air intake and exhaust systems, cooling system, starting system, generating system, battery and lighting system, instruments, gauges and horn, winch and winch drive shaft, clutch, transmission and PTO, T-case and propeller shafts for 3/4 ton models M37, M42, M43 and V-41. 466 pages.

Part #RBK-395 **\$59**

**8. ORD 9 SNL G-741 TO 36A-1-394 List of All Service Parts for Truck, Cargo, 3/4-Ton, 4x4, M37; Truck, Command, 3/4-Ton 4x4, M42; Truck, Ambulance, 3/4-Ton, 4x4, M43; Truck, Maintenance, 3/4-Ton, 4x4 M201 (January 1954)**

Complete parts list including Stock No., Federal Stock No., Ordnance and MFG Part No., Unit of Issue, Quantity incorporated in Unit, Reference Symbols and assembled and disassembled parts view diagrams for 3/4 ton models M37, M42, M43 and M201. 507 pages.

Part #RBK-412 **\$59**

**9. TM 9-8031-2/TO19-75-A-100 Power Train body and frame for 3/4-Ton 4x4 Cargo Truck M37; Command Truck M42; Ambulance Truck M43; and Telephone Maintenance Truck V41**

Covers all maintenance and rebuild specifications for front axle, rear axle, transmission, transfer case, body and frame. 549 pages.

Part #RBK-416 **\$55**

# ACCESSORIES

## Vintage Power Wagons Gift Certificate



Take the guesswork out of buying for that Power Wagon enthusiast on your list, with a Gift Certificate from Vintage Power Wagons. We'll even mail it for you — just tell us where it should be sent.

Item #VWGC0143

Available in any amount  
(Minimum \$25)

## New Power Wagon Wall Clock



This great wall clock features a detailed front view of a classic red and black Dodge Power Wagon with winch. The clock has a round red rim with clear lens, white face and black hands. Has a red seconds hand. Size: 12" diameter. Batteries included. Boxed. Perfect in the shop, office, or any room.

Item #NPWWC012  
~~\$29.95~~ **\$19.95**

## The 33rd Annual Vintage Dodge Power Wagon Rally Dash Plate (2020)

Our 2020 Rally had to be cancelled but you can still pick up this great design on this magnetic dash plate.

2" x 3.5" (Red & Green)



Item #2020-Dash-Plate  
**\$3 Each**

## First National Vintage Dodge Power Wagon Truck Rally - Limited Reprint!



A copy of the T-shirt from the 1988 Rally that started it all. If your original shirt still exists, save it and wear this one. If you didn't attend the first Rally, you may want to take a look at the "Rally - The Early Years" DVD found on page 121. This DVD features footage from the first 2 Rallies.

Sizes available at time of print:

- Small** Item #1988IGS
- 2XL** Item #1988IG2XL
- 4XL** Item #1988IG4XL
- Medium** Item #1988IG
- 3XL** Item #1988IG3XL

(sorry, no Large or XL left)

**\$19.95 Each**

## The 33rd Annual Vintage Dodge Power Wagon Rally Shirt (2020)

Our 2020 Rally had to be cancelled but you can still pick up this great T-shirt design.

Sizes & colors available at time of print:

### Toddler (Sport Gray)

- 2T Item #2020YS
- 3T Item #2020YS
- 4T Item #2020YS

### Youth (Sport Gray)

- Youth XS Item #2020SGYXS

### Small

- Old Gold Item #2020OGS
- Military Green Item #2020MGS
- Charcoal Item #2020CHLS
- Chocolate Item #2020CHOS
- Maroon Item #2020MRS

### Medium

- Old Gold Item #2020OGM
- Chocolate Item #2020CHOM
- Maroon Item #2020MNM



### Extra Large

- Old Gold Item #2020OGXL

Toddler, Youth, Small, Medium, XL

**\$19.95**

### 2XL

- Old Gold Item #2020OG2XL

2XL, 3XL

### 3XL

- Old Gold Item #2020OG3XL
- Military Green Item #2020MG3XL

**\$21.95**