




CIRO HANDLEBAR CONTROL COVERS

Parts Included:


- 1 Right Side Master Cover
- 1 Left Side Master Cover
- 2 Clamp Covers
- 1 Hardware Kit Including:
 - 4 1/4-20 x 1.5" SHCS

Installation Instructions:


1. Park on a level surface and shut off the bike.
2. Remove the two T27 Torx head bolts and hold clamp in place.



3. Set clamp cover with two 1/4-20 x 1.5" bolts over original clamp and tighten to manufacturers' specification.
4. Repeat steps 2 and 3 on other side.
5. Remove mirrors and install *Ciro* Handlebar Control Covers over the brake and clutch master cylinder covers.



6. Install mirror through hole on control cover and use acorn nut and star washer on underside of master cylinder covers to secure handlebar covers and mirrors. Do not over tighten.



WARNING:

This indication alerts you to the fact that ignoring the contents described herein can result in potential serious injury or death if not followed.

CAUTION:

This indication alerts you to the fact that ignoring the contents described herein can or will result in material damage and/or personal injury.

ATTENTION:

This indication alerts you to the fact if you ignore this detail you will affect the performance or functionality of the product.

All *Ciro* products are designed for "easy assembly" and/or "plug and play". We recommend a competent mechanic install our products, using standard mechanical procedures to assure a safe and successful installation.

NOTE:

Ciro products are designed and manufactured under very strict quality control. *Ciro* products are warranted to be free of defects in material and workmanship for 1 (one) year from date of purchase by the consumer.

Ciro will have no obligation if the customer cannot show proof of purchase.

Warranty will not be granted unless the part is properly installed and maintained.

Ciro will not be liable for any consequential and incidental damages, including labor, or non-*Ciro* products.

Please visit our website Ciro3d.com for our complete warranty policy.

CIRO3D.COM