

OLSON FIRE TABLE



SIZE	HEIGHT	RIM	FIRE OPENING	BURNER SIZE	BTU'S	WEIGHT*
36x36	18"	8"	20x20"	7.5x7.5"	84k	200 lbs
48x48	18"	9"	30x30"	15"x17"	180k	300 lbs
60x60	18"	12"	36x36"	20"x20"	240k	400 lbs
48x35	18"	9"	30x17"	18"x7"	120k	250 lbs
60x38	18"	9"	42x20"	30"x9"	200k	300 lbs
72 x44	18"	12"	48x20"	36"x9"	240k	375 lbs
84 x44	18"	12"	60x20"	42"x9"	280k	450 lbs

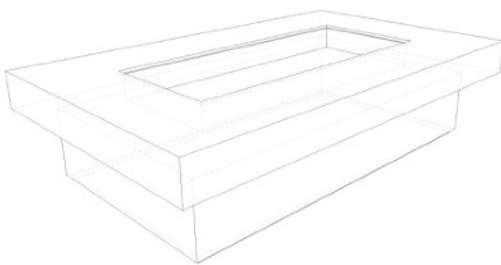
*Does not include weight of fill

INCLUDES

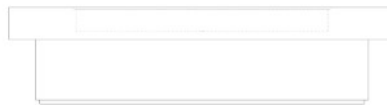
All units come with a complete all brass CSA certified high output burner system (natural gas or propane) available with match lit, spark, or electronic ignitions

ALSO AVAILABLE

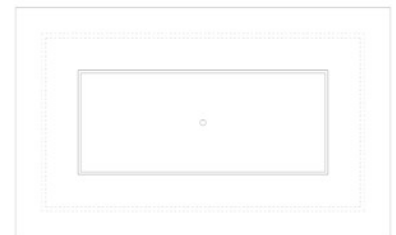
Teak or aluminum fire opening cover / removable glass guard / Custom sizes/specs are available




SIDE:
HEIGHT (18")
OVERHANG (5")



TOP:
LENGTH X WIDTH



COLOR OPTIONS



FILL OPTIONS

